

**Hardware Locality (hwloc)**  
v2.1-20200330.1716.git388b29c

Generated by Doxygen 1.6.1

Mon Mar 30 17:17:39 2020



# Contents

<b>1</b>	<b>Hardware Locality</b>	<b>1</b>
1.1	Introduction . . . . .	1
1.2	Installation . . . . .	1
1.2.1	Basic Installation . . . . .	1
1.2.2	Installing from a Git clone . . . . .	2
1.3	Questions and Bugs . . . . .	2
<b>2</b>	<b>Hardware Locality (hwloc) Introduction</b>	<b>3</b>
2.1	hwloc Summary . . . . .	4
2.2	hwloc Installation . . . . .	5
2.3	Command-line Examples . . . . .	6
2.4	Programming Interface . . . . .	8
2.4.1	Portability . . . . .	8
2.4.2	API Example . . . . .	9
2.5	History / Credits . . . . .	10
2.6	Further Reading . . . . .	11
<b>3</b>	<b>Terms and Definitions</b>	<b>13</b>
3.1	Objects . . . . .	14
3.2	Indexes and Sets . . . . .	14
3.3	Hierarchy, Tree and Levels . . . . .	15
<b>4</b>	<b>Command-Line Tools</b>	<b>19</b>
4.1	lstopo and lstopo-no-graphics . . . . .	20
4.2	hwloc-bind . . . . .	20
4.3	hwloc-calc . . . . .	20
4.4	hwloc-info . . . . .	21
4.5	hwloc-distrib . . . . .	21
4.6	hwloc-ps . . . . .	21

---

4.7	hwloc-annotate	21
4.8	hwloc-diff, hwloc-patch and hwloc-compress-dir	21
4.9	hwloc-dump-hwdata	21
4.10	hwloc-gather-topology and hwloc-gather-cpuid	22
<b>5</b>	<b>Environment Variables</b>	<b>23</b>
<b>6</b>	<b>CPU and Memory Binding Overview</b>	<b>29</b>
<b>7</b>	<b>I/O Devices</b>	<b>31</b>
7.1	Enabling and requirements	32
7.2	I/O objects	32
7.3	OS devices	32
7.4	PCI devices and bridges	34
7.5	Consulting I/O devices and binding	34
7.6	Examples	34
<b>8</b>	<b>Miscellaneous objects</b>	<b>37</b>
8.1	Misc objects added by hwloc	38
8.2	Annotating topologies with Misc objects	38
<b>9</b>	<b>Object attributes</b>	<b>39</b>
9.1	Normal attributes	40
9.2	Custom string infos	40
9.2.1	Hardware Platform Information	40
9.2.2	Operating System Information	40
9.2.3	hwloc Information	41
9.2.4	CPU Information	41
9.2.5	OS Device Information	41
9.2.6	Other Object-specific Information	42
9.2.7	User-Given Information	43
<b>10</b>	<b>Importing and exporting topologies from/to XML files</b>	<b>45</b>
10.1	libxml2 and minimalistic XML backends	46
10.2	XML import error management	46
<b>11</b>	<b>Synthetic topologies</b>	<b>49</b>
11.1	Synthetic description string	50
11.2	Loading a synthetic topology	51

11.3 Exporting a topology as a synthetic string . . . . .	51
<b>12 Interoperability With Other Software</b>	<b>53</b>
<b>13 Thread Safety</b>	<b>55</b>
<b>14 Components and plugins</b>	<b>57</b>
14.1 Components enabled by default . . . . .	58
14.2 Selecting which components to use . . . . .	58
14.3 Loading components from plugins . . . . .	59
14.4 Existing components and plugins . . . . .	59
<b>15 Embedding hwloc in Other Software</b>	<b>61</b>
15.1 Using hwloc's M4 Embedding Capabilities . . . . .	62
15.2 Example Embedding hwloc . . . . .	64
<b>16 Frequently Asked Questions</b>	<b>65</b>
16.1 Concepts . . . . .	66
16.1.1 I only need binding, why should I use hwloc ? . . . . .	66
16.1.2 Should I use logical or physical/OS indexes? and how? . . . . .	66
16.1.3 hwloc is only a structural model, it ignores performance models, memory bandwidth, etc.? . . . .	67
16.1.4 hwloc only has a one-dimensional view of the architecture, it ignores distances? . . . . .	67
16.1.5 What are these Group objects in my topology? . . . . .	67
16.1.6 What happens if my topology is asymmetric? . . . . .	68
16.1.7 What happens to my topology if I disable symmetric multithreading, hyper-threading, etc. in the system? . . . . .	69
16.1.8 How may I ignore symmetric multithreading, hyper-threading, etc. in hwloc? . . . . .	69
16.2 Advanced . . . . .	70
16.2.1 I do not want hwloc to rediscover my enormous machine topology every time I rerun a process . . . . .	70
16.2.2 How many topologies may I use in my program? . . . . .	70
16.2.3 How to avoid memory waste when manipulating multiple similar topologies? . . . . .	71
16.2.4 How do I annotate the topology with private notes? . . . . .	71
16.3 Caveats . . . . .	71
16.3.1 Why is hwloc slow? . . . . .	71
16.3.2 Does hwloc require privileged access? . . . . .	72
16.3.3 What should I do when hwloc reports "operating system" warnings? . . . . .	72
16.3.4 Why does Valgrind complain about hwloc memory leaks? . . . . .	73
16.4 Platform-specific . . . . .	73

---

16.4.1	How do I find the local MCDRAM NUMA node on Intel Xeon Phi processor?	73
16.4.2	Why do I need hwloc-dump-hwdata for memory on Intel Xeon Phi processor?	74
16.4.3	How do I build for Intel Xeon Phi coprocessor?	74
16.4.4	How do I build hwloc for BlueGene/Q?	75
16.4.5	How do I build hwloc for Windows?	75
16.4.6	How to get useful topology information on NetBSD?	75
16.4.7	Why does binding fail on AIX?	75
16.5	Compatibility between hwloc versions	76
16.5.1	How do I handle API changes?	76
16.5.2	What is the difference between API and library version numbers?	76
16.5.3	How do I handle ABI breaks?	76
16.5.4	Are XML topology files compatible between hwloc releases?	77
16.5.5	Are synthetic strings compatible between hwloc releases?	77
16.5.6	Is it possible to share a shared-memory topology between different hwloc releases?	77
<b>17</b>	<b>Upgrading to the hwloc 2.0 API</b>	<b>79</b>
17.1	New Organization of NUMA nodes and Memory	80
17.1.1	Memory children	80
17.1.2	Examples	80
17.1.3	NUMA level and depth	81
17.1.4	Finding Local NUMA nodes and looking at Children and Parents	81
17.2	4 Kinds of Objects and Children	82
17.2.1	I/O and Misc children	82
17.2.2	Kinds of objects	82
17.3	HWLOC_OBJ_CACHE replaced	83
17.4	allowed_cpuset and allowed_nodeset only in the main topology	83
17.5	Object depths are now signed int	83
17.6	Memory attributes become NUMANode-specific	83
17.7	Topology configuration changes	84
17.8	XML changes	84
17.9	Distances API totally rewritten	85
17.10	Return values of functions	85
17.11	Misc API changes	85
17.12	API removals and deprecations	86
<b>18</b>	<b>Network Locality (netloc)</b>	<b>87</b>
18.1	Netloc Summary	88

18.1.1 Supported Networks . . . . .	88
18.2 Netloc Installation . . . . .	88
18.3 Setup . . . . .	88
18.4 Topology display . . . . .	90
18.4.1 Generate the JSON file . . . . .	90
18.4.2 Using netloc_draw . . . . .	90
<b>19 Netloc with Scotch</b>	<b>93</b>
19.1 Introduction . . . . .	94
19.2 Setup . . . . .	94
19.3 Tools and API . . . . .	94
19.3.1 Build Scotch architectures . . . . .	94
19.3.2 Build Scotch sub-architectures . . . . .	94
19.3.3 Mapping of processes . . . . .	95
<b>20 Module Index</b>	<b>97</b>
20.1 Modules . . . . .	97
<b>21 Data Structure Index</b>	<b>99</b>
21.1 Data Structures . . . . .	99
<b>22 Module Documentation</b>	<b>101</b>
22.1 API version . . . . .	101
22.1.1 Define Documentation . . . . .	101
22.1.1.1 HWLOC_API_VERSION . . . . .	101
22.1.1.2 HWLOC_COMPONENT_ABI . . . . .	101
22.1.2 Function Documentation . . . . .	102
22.1.2.1 hwloc_get_api_version . . . . .	102
22.2 Object Sets (hwloc_cpuset_t and hwloc_noderset_t) . . . . .	103
22.2.1 Detailed Description . . . . .	103
22.2.2 Typedef Documentation . . . . .	103
22.2.2.1 hwloc_const_cpuset_t . . . . .	103
22.2.2.2 hwloc_const_noderset_t . . . . .	103
22.2.2.3 hwloc_cpuset_t . . . . .	103
22.2.2.4 hwloc_noderset_t . . . . .	103
22.3 Object Types . . . . .	104
22.3.1 Typedef Documentation . . . . .	104
22.3.1.1 hwloc_obj_bridge_type_t . . . . .	104

---

22.3.1.2	hwloc_obj_cache_type_t	104
22.3.1.3	hwloc_obj_osdev_type_t	105
22.3.2	Enumeration Type Documentation	105
22.3.2.1	hwloc_compare_types_e	105
22.3.2.2	hwloc_obj_bridge_type_e	105
22.3.2.3	hwloc_obj_cache_type_e	105
22.3.2.4	hwloc_obj_osdev_type_e	105
22.3.2.5	hwloc_obj_type_t	106
22.3.3	Function Documentation	107
22.3.3.1	hwloc_compare_types	107
22.4	Object Structure and Attributes	108
22.4.1	Typedef Documentation	108
22.4.1.1	hwloc_obj_t	108
22.5	Topology Creation and Destruction	109
22.5.1	Typedef Documentation	109
22.5.1.1	hwloc_topology_t	109
22.5.2	Function Documentation	109
22.5.2.1	hwloc_topology_abi_check	109
22.5.2.2	hwloc_topology_check	109
22.5.2.3	hwloc_topology_destroy	110
22.5.2.4	hwloc_topology_dup	110
22.5.2.5	hwloc_topology_init	110
22.5.2.6	hwloc_topology_load	110
22.6	Object levels, depths and types	112
22.6.1	Detailed Description	112
22.6.2	Enumeration Type Documentation	112
22.6.2.1	hwloc_get_type_depth_e	112
22.6.3	Function Documentation	113
22.6.3.1	hwloc_get_depth_type	113
22.6.3.2	hwloc_get_memory_parents_depth	113
22.6.3.3	hwloc_get_nbobjs_by_depth	113
22.6.3.4	hwloc_get_nbobjs_by_type	113
22.6.3.5	hwloc_get_next_obj_by_depth	113
22.6.3.6	hwloc_get_next_obj_by_type	113
22.6.3.7	hwloc_get_obj_by_depth	114
22.6.3.8	hwloc_get_obj_by_type	114

---



22.6.3.9	hwloc_get_root_obj	114
22.6.3.10	hwloc_get_type_depth	114
22.6.3.11	hwloc_get_type_or_above_depth	114
22.6.3.12	hwloc_get_type_or_below_depth	115
22.6.3.13	hwloc_topology_get_depth	115
22.7	Converting between Object Types and Attributes, and Strings	116
22.7.1	Function Documentation	116
22.7.1.1	hwloc_obj_attr_snprintf	116
22.7.1.2	hwloc_obj_type_snprintf	116
22.7.1.3	hwloc_obj_type_string	116
22.7.1.4	hwloc_type_sscanf	117
22.7.1.5	hwloc_type_sscanf_as_depth	117
22.8	Consulting and Adding Key-Value Info Attributes	118
22.8.1	Function Documentation	118
22.8.1.1	hwloc_obj_add_info	118
22.8.1.2	hwloc_obj_get_info_by_name	118
22.9	CPU binding	119
22.9.1	Detailed Description	119
22.9.2	Enumeration Type Documentation	120
22.9.2.1	hwloc_cpupbind_flags_t	120
22.9.3	Function Documentation	121
22.9.3.1	hwloc_get_cpupbind	121
22.9.3.2	hwloc_get_last_cpu_location	121
22.9.3.3	hwloc_get_proc_cpupbind	121
22.9.3.4	hwloc_get_proc_last_cpu_location	121
22.9.3.5	hwloc_get_thread_cpupbind	121
22.9.3.6	hwloc_set_cpupbind	122
22.9.3.7	hwloc_set_proc_cpupbind	122
22.9.3.8	hwloc_set_thread_cpupbind	122
22.10	Memory binding	123
22.10.1	Detailed Description	123
22.10.2	Enumeration Type Documentation	124
22.10.2.1	hwloc_membind_flags_t	124
22.10.2.2	hwloc_membind_policy_t	125
22.10.3	Function Documentation	126
22.10.3.1	hwloc_alloc	126

22.10.3.2	<code>hwloc_alloc_mbind</code>	126
22.10.3.3	<code>hwloc_alloc_mbind_policy</code>	126
22.10.3.4	<code>hwloc_free</code>	126
22.10.3.5	<code>hwloc_get_area_mbind</code>	126
22.10.3.6	<code>hwloc_get_area_memlocation</code>	127
22.10.3.7	<code>hwloc_get_mbind</code>	127
22.10.3.8	<code>hwloc_get_proc_mbind</code>	128
22.10.3.9	<code>hwloc_set_area_mbind</code>	128
22.10.3.10	<code>hwloc_set_mbind</code>	128
22.10.3.11	<code>hwloc_set_proc_mbind</code>	129
22.11	Changing the Source of Topology Discovery	130
22.11.1	Detailed Description	130
22.11.2	Enumeration Type Documentation	130
22.11.2.1	<code>hwloc_topology_components_flag_e</code>	130
22.11.3	Function Documentation	130
22.11.3.1	<code>hwloc_topology_set_components</code>	130
22.11.3.2	<code>hwloc_topology_set_pid</code>	131
22.11.3.3	<code>hwloc_topology_set_synthetic</code>	131
22.11.3.4	<code>hwloc_topology_set_xml</code>	131
22.11.3.5	<code>hwloc_topology_set_xmlbuffer</code>	132
22.12	Topology Detection Configuration and Query	133
22.12.1	Detailed Description	134
22.12.2	Enumeration Type Documentation	134
22.12.2.1	<code>hwloc_topology_flags_e</code>	134
22.12.2.2	<code>hwloc_type_filter_e</code>	135
22.12.3	Function Documentation	135
22.12.3.1	<code>hwloc_topology_get_flags</code>	135
22.12.3.2	<code>hwloc_topology_get_support</code>	135
22.12.3.3	<code>hwloc_topology_get_type_filter</code>	136
22.12.3.4	<code>hwloc_topology_get_userdata</code>	136
22.12.3.5	<code>hwloc_topology_is_thissystem</code>	136
22.12.3.6	<code>hwloc_topology_set_all_types_filter</code>	136
22.12.3.7	<code>hwloc_topology_set_cache_types_filter</code>	136
22.12.3.8	<code>hwloc_topology_set_flags</code>	136
22.12.3.9	<code>hwloc_topology_set_icache_types_filter</code>	136
22.12.3.10	<code>hwloc_topology_set_io_types_filter</code>	136

---

22.12.3.1	hwloc_topology_set_type_filter . . . . .	137
22.12.3.2	hwloc_topology_set_userdata . . . . .	137
22.13	Modifying a loaded Topology . . . . .	138
22.13.1	Enumeration Type Documentation . . . . .	138
22.13.1.1	hwloc_allow_flags_e . . . . .	138
22.13.1.2	hwloc_restrict_flags_e . . . . .	138
22.13.2	Function Documentation . . . . .	139
22.13.2.1	hwloc_obj_add_other_obj_sets . . . . .	139
22.13.2.2	hwloc_topology_alloc_group_object . . . . .	139
22.13.2.3	hwloc_topology_allow . . . . .	139
22.13.2.4	hwloc_topology_insert_group_object . . . . .	140
22.13.2.5	hwloc_topology_insert_misc_object . . . . .	140
22.13.2.6	hwloc_topology_restrict . . . . .	141
22.14	Finding Objects inside a CPU set . . . . .	142
22.14.1	Function Documentation . . . . .	142
22.14.1.1	hwloc_get_first_largest_obj_inside_cpuset . . . . .	142
22.14.1.2	hwloc_get_largest_objs_inside_cpuset . . . . .	142
22.14.1.3	hwloc_get_nbobjs_inside_cpuset_by_depth . . . . .	142
22.14.1.4	hwloc_get_nbobjs_inside_cpuset_by_type . . . . .	143
22.14.1.5	hwloc_get_next_obj_inside_cpuset_by_depth . . . . .	143
22.14.1.6	hwloc_get_next_obj_inside_cpuset_by_type . . . . .	143
22.14.1.7	hwloc_get_obj_index_inside_cpuset . . . . .	143
22.14.1.8	hwloc_get_obj_inside_cpuset_by_depth . . . . .	144
22.14.1.9	hwloc_get_obj_inside_cpuset_by_type . . . . .	144
22.15	Finding Objects covering at least CPU set . . . . .	145
22.15.1	Function Documentation . . . . .	145
22.15.1.1	hwloc_get_child_covering_cpuset . . . . .	145
22.15.1.2	hwloc_get_next_obj_covering_cpuset_by_depth . . . . .	145
22.15.1.3	hwloc_get_next_obj_covering_cpuset_by_type . . . . .	145
22.15.1.4	hwloc_get_obj_covering_cpuset . . . . .	146
22.16	Looking at Ancestor and Child Objects . . . . .	147
22.16.1	Detailed Description . . . . .	147
22.16.2	Function Documentation . . . . .	147
22.16.2.1	hwloc_get_ancestor_obj_by_depth . . . . .	147
22.16.2.2	hwloc_get_ancestor_obj_by_type . . . . .	147
22.16.2.3	hwloc_get_common_ancestor_obj . . . . .	147

22.16.2.4	hwloc_get_next_child	148
22.16.2.5	hwloc_obj_is_in_subtree	148
22.17	Kinds of object Type	149
22.17.1	Detailed Description	149
22.17.2	Function Documentation	149
22.17.2.1	hwloc_obj_type_is_cache	149
22.17.2.2	hwloc_obj_type_is_dcache	149
22.17.2.3	hwloc_obj_type_is_icache	149
22.17.2.4	hwloc_obj_type_is_io	150
22.17.2.5	hwloc_obj_type_is_memory	150
22.17.2.6	hwloc_obj_type_is_normal	150
22.18	Looking at Cache Objects	151
22.18.1	Function Documentation	151
22.18.1.1	hwloc_get_cache_covering_cpuset	151
22.18.1.2	hwloc_get_cache_type_depth	151
22.18.1.3	hwloc_get_shared_cache_covering_obj	151
22.19	Finding objects, miscellaneous helpers	152
22.19.1	Detailed Description	152
22.19.2	Function Documentation	152
22.19.2.1	hwloc_get_closest_objs	152
22.19.2.2	hwloc_get_numanode_obj_by_os_index	152
22.19.2.3	hwloc_get_obj_below_array_by_type	153
22.19.2.4	hwloc_get_obj_below_by_type	153
22.19.2.5	hwloc_get_pu_obj_by_os_index	153
22.20	Distributing items over a topology	154
22.20.1	Enumeration Type Documentation	154
22.20.1.1	hwloc_distrib_flags_e	154
22.20.2	Function Documentation	154
22.20.2.1	hwloc_distrib	154
22.21	CPU and node sets of entire topologies	155
22.21.1	Function Documentation	155
22.21.1.1	hwloc_topology_get_allowed_cpuset	155
22.21.1.2	hwloc_topology_get_allowed_nodeset	155
22.21.1.3	hwloc_topology_get_complete_cpuset	156
22.21.1.4	hwloc_topology_get_complete_nodeset	156
22.21.1.5	hwloc_topology_get_topology_cpuset	156

---

22.21.1.6	hwloc_topology_get_topology_nodese	156
22.22	Converting between CPU sets and node sets	158
22.22.1	Function Documentation	158
22.22.1.1	hwloc_cpuset_from_nodese	158
22.22.1.2	hwloc_cpuset_to_nodese	158
22.23	Finding I/O objects	159
22.23.1	Function Documentation	159
22.23.1.1	hwloc_bridge_covers_pcibus	159
22.23.1.2	hwloc_get_next_bridge	159
22.23.1.3	hwloc_get_next_osdev	159
22.23.1.4	hwloc_get_next_pcidev	159
22.23.1.5	hwloc_get_non_io_ancestor_obj	160
22.23.1.6	hwloc_get_pcidev_by_busid	160
22.23.1.7	hwloc_get_pcidev_by_busidstring	160
22.24	The bitmap API	161
22.24.1	Detailed Description	162
22.24.2	Define Documentation	163
22.24.2.1	hwloc_bitmap_foreach_begin	163
22.24.2.2	hwloc_bitmap_foreach_end	163
22.24.3	Typedef Documentation	163
22.24.3.1	hwloc_bitmap_t	163
22.24.3.2	hwloc_const_bitmap_t	163
22.24.4	Function Documentation	163
22.24.4.1	hwloc_bitmap_allbut	163
22.24.4.2	hwloc_bitmap_alloc	163
22.24.4.3	hwloc_bitmap_alloc_full	163
22.24.4.4	hwloc_bitmap_and	164
22.24.4.5	hwloc_bitmap_andnot	164
22.24.4.6	hwloc_bitmap_asprintf	164
22.24.4.7	hwloc_bitmap_clr	164
22.24.4.8	hwloc_bitmap_clr_range	164
22.24.4.9	hwloc_bitmap_compare	164
22.24.4.10	hwloc_bitmap_compare_first	165
22.24.4.11	hwloc_bitmap_copy	165
22.24.4.12	hwloc_bitmap_dup	165
22.24.4.13	hwloc_bitmap_fill	165

---

22.24.4.14	hwloc_bitmap_first	165
22.24.4.15	hwloc_bitmap_first_unset	165
22.24.4.16	hwloc_bitmap_free	166
22.24.4.17	hwloc_bitmap_from_ith_ulong	166
22.24.4.18	hwloc_bitmap_from_ulong	166
22.24.4.19	hwloc_bitmap_from_ulongs	166
22.24.4.20	hwloc_bitmap_intersects	166
22.24.4.21	hwloc_bitmap_isequal	166
22.24.4.22	hwloc_bitmap_isfull	166
22.24.4.23	hwloc_bitmap_isincluded	167
22.24.4.24	hwloc_bitmap_isset	167
22.24.4.25	hwloc_bitmap_iszero	167
22.24.4.26	hwloc_bitmap_last	167
22.24.4.27	hwloc_bitmap_last_unset	167
22.24.4.28	hwloc_bitmap_list_asprintf	167
22.24.4.29	hwloc_bitmap_list_snprintf	168
22.24.4.30	hwloc_bitmap_list_sscanf	168
22.24.4.31	hwloc_bitmap_next	168
22.24.4.32	hwloc_bitmap_next_unset	168
22.24.4.33	hwloc_bitmap_not	168
22.24.4.34	hwloc_bitmap_nr_ulongs	168
22.24.4.35	hwloc_bitmap_only	169
22.24.4.36	hwloc_bitmap_or	169
22.24.4.37	hwloc_bitmap_set	169
22.24.4.38	hwloc_bitmap_set_ith_ulong	169
22.24.4.39	hwloc_bitmap_set_range	169
22.24.4.40	hwloc_bitmap_singlify	169
22.24.4.41	hwloc_bitmap_snprintf	169
22.24.4.42	hwloc_bitmap_sscanf	170
22.24.4.43	hwloc_bitmap_taskset_asprintf	170
22.24.4.44	hwloc_bitmap_taskset_snprintf	170
22.24.4.45	hwloc_bitmap_taskset_sscanf	170
22.24.4.46	hwloc_bitmap_to_ith_ulong	170
22.24.4.47	hwloc_bitmap_to_ulong	170
22.24.4.48	hwloc_bitmap_to_ulongs	170
22.24.4.49	hwloc_bitmap_weight	171

---

22.24.4.5 hwloc_bitmap_xor . . . . .	171
22.24.4.5 hwloc_bitmap_zero . . . . .	171
22.25 Exporting Topologies to XML . . . . .	172
22.25.1 Enumeration Type Documentation . . . . .	172
22.25.1.1 hwloc_topology_export_xml_flags_e . . . . .	172
22.25.2 Function Documentation . . . . .	172
22.25.2.1 hwloc_export_obj_userdata . . . . .	172
22.25.2.2 hwloc_export_obj_userdata_base64 . . . . .	173
22.25.2.3 hwloc_free_xmlbuffer . . . . .	173
22.25.2.4 hwloc_topology_export_xml . . . . .	173
22.25.2.5 hwloc_topology_export_xmlbuffer . . . . .	173
22.25.2.6 hwloc_topology_set_userdata_export_callback . . . . .	174
22.25.2.7 hwloc_topology_set_userdata_import_callback . . . . .	174
22.26 Exporting Topologies to Synthetic . . . . .	176
22.26.1 Enumeration Type Documentation . . . . .	176
22.26.1.1 hwloc_topology_export_synthetic_flags_e . . . . .	176
22.26.2 Function Documentation . . . . .	176
22.26.2.1 hwloc_topology_export_synthetic . . . . .	176
22.27 Retrieve distances between objects . . . . .	178
22.27.1 Enumeration Type Documentation . . . . .	178
22.27.1.1 hwloc_distances_kind_e . . . . .	178
22.27.2 Function Documentation . . . . .	179
22.27.2.1 hwloc_distances_get . . . . .	179
22.27.2.2 hwloc_distances_get_by_depth . . . . .	179
22.27.2.3 hwloc_distances_get_by_name . . . . .	179
22.27.2.4 hwloc_distances_get_by_type . . . . .	179
22.27.2.5 hwloc_distances_get_name . . . . .	180
22.27.2.6 hwloc_distances_release . . . . .	180
22.28 Helpers for consulting distance matrices . . . . .	181
22.28.1 Function Documentation . . . . .	181
22.28.1.1 hwloc_distances_obj_index . . . . .	181
22.28.1.2 hwloc_distances_obj_pair_values . . . . .	181
22.29 Add or remove distances between objects . . . . .	182
22.29.1 Enumeration Type Documentation . . . . .	182
22.29.1.1 hwloc_distances_add_flag_e . . . . .	182
22.29.2 Function Documentation . . . . .	182

---

22.29.2.1	hwloc_distances_add	182
22.29.2.2	hwloc_distances_release_remove	183
22.29.2.3	hwloc_distances_remove	183
22.29.2.4	hwloc_distances_remove_by_depth	183
22.29.2.5	hwloc_distances_remove_by_type	183
22.30	Linux-specific helpers	184
22.30.1	Detailed Description	184
22.30.2	Function Documentation	184
22.30.2.1	hwloc_linux_get_tid_cpupbind	184
22.30.2.2	hwloc_linux_get_tid_last_cpu_location	184
22.30.2.3	hwloc_linux_read_path_as_cpumask	184
22.30.2.4	hwloc_linux_set_tid_cpupbind	185
22.31	Interoperability with Linux libnuma unsigned long masks	186
22.31.1	Detailed Description	186
22.31.2	Function Documentation	186
22.31.2.1	hwloc_cpuset_from_linux_libnuma_ulongs	186
22.31.2.2	hwloc_cpuset_to_linux_libnuma_ulongs	186
22.31.2.3	hwloc_nodeset_from_linux_libnuma_ulongs	187
22.31.2.4	hwloc_nodeset_to_linux_libnuma_ulongs	187
22.32	Interoperability with Linux libnuma bitmask	188
22.32.1	Detailed Description	188
22.32.2	Function Documentation	188
22.32.2.1	hwloc_cpuset_from_linux_libnuma_bitmask	188
22.32.2.2	hwloc_cpuset_to_linux_libnuma_bitmask	188
22.32.2.3	hwloc_nodeset_from_linux_libnuma_bitmask	188
22.32.2.4	hwloc_nodeset_to_linux_libnuma_bitmask	189
22.33	Interoperability with glibc sched affinity	190
22.33.1	Detailed Description	190
22.33.2	Function Documentation	190
22.33.2.1	hwloc_cpuset_from_glibc_sched_affinity	190
22.33.2.2	hwloc_cpuset_to_glibc_sched_affinity	190
22.34	Interoperability with OpenCL	191
22.34.1	Detailed Description	191
22.34.2	Function Documentation	191
22.34.2.1	hwloc_opencl_get_device_cpuset	191
22.34.2.2	hwloc_opencl_get_device_osdev	191



---

22.34.2.3	hwloc_opencl_get_device_osdev_by_index	192
22.34.2.4	hwloc_opencl_get_device_pci_busid	192
22.35	Interoperability with the CUDA Driver API	193
22.35.1	Detailed Description	193
22.35.2	Function Documentation	193
22.35.2.1	hwloc_cuda_get_device_cpuset	193
22.35.2.2	hwloc_cuda_get_device_osdev	193
22.35.2.3	hwloc_cuda_get_device_osdev_by_index	194
22.35.2.4	hwloc_cuda_get_device_pci_ids	194
22.35.2.5	hwloc_cuda_get_device_pcidev	194
22.36	Interoperability with the CUDA Runtime API	195
22.36.1	Detailed Description	195
22.36.2	Function Documentation	195
22.36.2.1	hwloc_cudart_get_device_cpuset	195
22.36.2.2	hwloc_cudart_get_device_osdev_by_index	195
22.36.2.3	hwloc_cudart_get_device_pci_ids	196
22.36.2.4	hwloc_cudart_get_device_pcidev	196
22.37	Interoperability with the NVIDIA Management Library	197
22.37.1	Detailed Description	197
22.37.2	Function Documentation	197
22.37.2.1	hwloc_nvml_get_device_cpuset	197
22.37.2.2	hwloc_nvml_get_device_osdev	197
22.37.2.3	hwloc_nvml_get_device_osdev_by_index	198
22.38	Interoperability with OpenGL displays	199
22.38.1	Detailed Description	199
22.38.2	Function Documentation	199
22.38.2.1	hwloc_gl_get_display_by_osdev	199
22.38.2.2	hwloc_gl_get_display_osdev_by_name	199
22.38.2.3	hwloc_gl_get_display_osdev_by_port_device	199
22.39	Interoperability with Intel Xeon Phi (MIC)	201
22.39.1	Detailed Description	201
22.39.2	Function Documentation	201
22.39.2.1	hwloc_intel_mic_get_device_cpuset	201
22.39.2.2	hwloc_intel_mic_get_device_osdev_by_index	201
22.40	Interoperability with OpenFabrics	202
22.40.1	Detailed Description	202

22.40.2 Function Documentation . . . . .	202
22.40.2.1 hwloc_ibv_get_device_cpuset . . . . .	202
22.40.2.2 hwloc_ibv_get_device_osdev . . . . .	202
22.40.2.3 hwloc_ibv_get_device_osdev_by_name . . . . .	202
22.41 Topology differences . . . . .	204
22.41.1 Detailed Description . . . . .	204
22.41.2 Typedef Documentation . . . . .	205
22.41.2.1 hwloc_topology_diff_obj_attr_type_t . . . . .	205
22.41.2.2 hwloc_topology_diff_t . . . . .	205
22.41.2.3 hwloc_topology_diff_type_t . . . . .	205
22.41.3 Enumeration Type Documentation . . . . .	205
22.41.3.1 hwloc_topology_diff_apply_flags_e . . . . .	205
22.41.3.2 hwloc_topology_diff_obj_attr_type_e . . . . .	205
22.41.3.3 hwloc_topology_diff_type_e . . . . .	206
22.41.4 Function Documentation . . . . .	206
22.41.4.1 hwloc_topology_diff_apply . . . . .	206
22.41.4.2 hwloc_topology_diff_build . . . . .	206
22.41.4.3 hwloc_topology_diff_destroy . . . . .	207
22.41.4.4 hwloc_topology_diff_export_xml . . . . .	207
22.41.4.5 hwloc_topology_diff_export_xmlbuffer . . . . .	207
22.41.4.6 hwloc_topology_diff_load_xml . . . . .	207
22.41.4.7 hwloc_topology_diff_load_xmlbuffer . . . . .	208
22.42 Sharing topologies between processes . . . . .	209
22.42.1 Detailed Description . . . . .	209
22.42.2 Function Documentation . . . . .	209
22.42.2.1 hwloc_shmem_topology_adopt . . . . .	209
22.42.2.2 hwloc_shmem_topology_get_length . . . . .	210
22.42.2.3 hwloc_shmem_topology_write . . . . .	210
22.43 Components and Plugins: Discovery components . . . . .	211
22.44 Components and Plugins: Discovery backends . . . . .	212
22.44.1 Typedef Documentation . . . . .	212
22.44.1.1 hwloc_disc_phase_t . . . . .	212
22.44.2 Enumeration Type Documentation . . . . .	212
22.44.2.1 hwloc_disc_phase_e . . . . .	212
22.44.2.2 hwloc_disc_status_flag_e . . . . .	213
22.44.3 Function Documentation . . . . .	213

---

22.44.3.1	hwloc_backend_alloc	213
22.44.3.2	hwloc_backend_enable	213
22.45	Components and Plugins: Generic components	214
22.45.1	Typedef Documentation	214
22.45.1.1	hwloc_component_type_t	214
22.45.2	Enumeration Type Documentation	214
22.45.2.1	hwloc_component_type_e	214
22.46	Components and Plugins: Core functions to be used by components	215
22.46.1	Typedef Documentation	215
22.46.1.1	hwloc_report_error_t	215
22.46.2	Function Documentation	215
22.46.2.1	hwloc__insert_object_by_cpuset	215
22.46.2.2	hwloc_alloc_setup_object	215
22.46.2.3	hwloc_hide_errors	215
22.46.2.4	hwloc_insert_object_by_cpuset	216
22.46.2.5	hwloc_insert_object_by_parent	216
22.46.2.6	hwloc_obj_add_children_sets	216
22.46.2.7	hwloc_plugin_check_namespace	216
22.46.2.8	hwloc_report_os_error	217
22.46.2.9	hwloc_topology_reconnect	217
22.47	Components and Plugins: Filtering objects	218
22.47.1	Function Documentation	218
22.47.1.1	hwloc_filter_check_keep_object	218
22.47.1.2	hwloc_filter_check_keep_object_type	218
22.47.1.3	hwloc_filter_check_osdev_subtype_important	218
22.47.1.4	hwloc_filter_check_pcidev_subtype_important	218
22.48	Components and Plugins: helpers for PCI discovery	219
22.48.1	Function Documentation	219
22.48.1.1	hwloc_pcidisc_check_bridge_type	219
22.48.1.2	hwloc_pcidisc_find_bridge_buses	219
22.48.1.3	hwloc_pcidisc_find_cap	219
22.48.1.4	hwloc_pcidisc_find_linkspeed	219
22.48.1.5	hwloc_pcidisc_tree_attach	219
22.48.1.6	hwloc_pcidisc_tree_insert_by_busid	220
22.49	Components and Plugins: finding PCI objects during other discoveries	221
22.49.1	Function Documentation	221

22.49.1.1 hwloc_pci_find_parent_by_busid . . . . .	221
22.50 Netloc API . . . . .	222
22.50.1 Enumeration Type Documentation . . . . .	222
22.50.1.1 "@5 . . . . .	222
<b>23 Data Structure Documentation . . . . .</b>	<b>223</b>
23.1 hwloc_backend Struct Reference . . . . .	223
23.1.1 Detailed Description . . . . .	223
23.1.2 Field Documentation . . . . .	223
23.1.2.1 disable . . . . .	223
23.1.2.2 discover . . . . .	224
23.1.2.3 flags . . . . .	224
23.1.2.4 get_pci_busid_cpuset . . . . .	224
23.1.2.5 is_thissystem . . . . .	224
23.1.2.6 phases . . . . .	224
23.1.2.7 private_data . . . . .	224
23.2 hwloc_obj_attr_u::hwloc_bridge_attr_s Struct Reference . . . . .	225
23.2.1 Detailed Description . . . . .	225
23.2.2 Field Documentation . . . . .	225
23.2.2.1 depth . . . . .	225
23.2.2.2 domain . . . . .	225
23.2.2.3 downstream . . . . .	225
23.2.2.4 downstream_type . . . . .	225
23.2.2.5 pci . . . . .	225
23.2.2.6 pci . . . . .	225
23.2.2.7 secondary_bus . . . . .	225
23.2.2.8 subordinate_bus . . . . .	225
23.2.2.9 upstream . . . . .	225
23.2.2.10 upstream_type . . . . .	225
23.3 hwloc_obj_attr_u::hwloc_cache_attr_s Struct Reference . . . . .	227
23.3.1 Detailed Description . . . . .	227
23.3.2 Field Documentation . . . . .	227
23.3.2.1 associativity . . . . .	227
23.3.2.2 depth . . . . .	227
23.3.2.3 linesize . . . . .	227
23.3.2.4 size . . . . .	227
23.3.2.5 type . . . . .	227

---

23.4	hwloc_cl_device_topology_amd Union Reference	228
23.4.1	Field Documentation	228
23.4.1.1	bus	228
23.4.1.2	data	228
23.4.1.3	device	228
23.4.1.4	function	228
23.4.1.5	pcie	228
23.4.1.6	raw	228
23.4.1.7	type	228
23.4.1.8	unused	228
23.5	hwloc_component Struct Reference	229
23.5.1	Detailed Description	229
23.5.2	Field Documentation	229
23.5.2.1	abi	229
23.5.2.2	data	229
23.5.2.3	finalize	229
23.5.2.4	flags	229
23.5.2.5	init	230
23.5.2.6	type	230
23.6	hwloc_disc_component Struct Reference	231
23.6.1	Detailed Description	231
23.6.2	Field Documentation	231
23.6.2.1	enabled_by_default	231
23.6.2.2	excluded_phases	231
23.6.2.3	instantiate	231
23.6.2.4	name	231
23.6.2.5	phases	232
23.6.2.6	priority	232
23.7	hwloc_disc_status Struct Reference	233
23.7.1	Detailed Description	233
23.7.2	Field Documentation	233
23.7.2.1	excluded_phases	233
23.7.2.2	flags	233
23.7.2.3	phase	233
23.8	hwloc_distances_s Struct Reference	234
23.8.1	Detailed Description	234

23.8.2	Field Documentation	234
23.8.2.1	kind	234
23.8.2.2	nbobjs	234
23.8.2.3	objs	234
23.8.2.4	values	234
23.9	hwloc_obj_attr_u::hwloc_group_attr_s Struct Reference	235
23.9.1	Detailed Description	235
23.9.2	Field Documentation	235
23.9.2.1	depth	235
23.9.2.2	dont_merge	235
23.9.2.3	kind	235
23.9.2.4	subkind	235
23.10	hwloc_info_s Struct Reference	236
23.10.1	Detailed Description	236
23.10.2	Field Documentation	236
23.10.2.1	name	236
23.10.2.2	value	236
23.11	hwloc_obj_attr_u::hwloc_numanode_attr_s::hwloc_memory_page_type_s Struct Reference	237
23.11.1	Detailed Description	237
23.11.2	Field Documentation	237
23.11.2.1	count	237
23.11.2.2	size	237
23.12	hwloc_obj_attr_u::hwloc_numanode_attr_s Struct Reference	238
23.12.1	Detailed Description	238
23.12.2	Field Documentation	238
23.12.2.1	local_memory	238
23.12.2.2	page_types	238
23.12.2.3	page_types_len	238
23.13	hwloc_obj Struct Reference	239
23.13.1	Detailed Description	240
23.13.2	Field Documentation	240
23.13.2.1	arity	240
23.13.2.2	attr	240
23.13.2.3	children	240
23.13.2.4	complete_cpuset	240
23.13.2.5	complete_nodeset	240

---

23.13.2.6	cpuset	241
23.13.2.7	depth	241
23.13.2.8	first_child	241
23.13.2.9	gp_index	241
23.13.2.10	infos	241
23.13.2.11	infos_count	241
23.13.2.12	io_arity	241
23.13.2.13	io_first_child	241
23.13.2.14	last_child	242
23.13.2.15	logical_index	242
23.13.2.16	memory_arity	242
23.13.2.17	memory_first_child	242
23.13.2.18	misc_arity	242
23.13.2.19	misc_first_child	242
23.13.2.20	name	242
23.13.2.21	next_cousin	242
23.13.2.22	next_sibling	242
23.13.2.23	nodeset	242
23.13.2.24	os_index	243
23.13.2.25	parent	243
23.13.2.26	prev_cousin	243
23.13.2.27	prev_sibling	243
23.13.2.28	sibling_rank	243
23.13.2.29	subtype	243
23.13.2.30	symmetric_subtree	243
23.13.2.31	total_memory	243
23.13.2.32	type	244
23.13.2.33	userdata	244
23.14	hwloc_obj_attr_u Union Reference	245
23.14.1	Detailed Description	245
23.14.2	Field Documentation	245
23.14.2.1	bridge	245
23.14.2.2	cache	245
23.14.2.3	group	246
23.14.2.4	numanode	246
23.14.2.5	osdev	246

23.14.2.6 pcidev . . . . .	246
23.15hwloc_obj_attr_u::hwloc_osdev_attr_s Struct Reference . . . . .	247
23.15.1 Detailed Description . . . . .	247
23.15.2 Field Documentation . . . . .	247
23.15.2.1 type . . . . .	247
23.16hwloc_obj_attr_u::hwloc_pcidev_attr_s Struct Reference . . . . .	248
23.16.1 Detailed Description . . . . .	248
23.16.2 Field Documentation . . . . .	248
23.16.2.1 bus . . . . .	248
23.16.2.2 class_id . . . . .	248
23.16.2.3 dev . . . . .	248
23.16.2.4 device_id . . . . .	248
23.16.2.5 domain . . . . .	248
23.16.2.6 func . . . . .	248
23.16.2.7 linkspeed . . . . .	248
23.16.2.8 revision . . . . .	248
23.16.2.9 subdevice_id . . . . .	248
23.16.2.10subvendor_id . . . . .	248
23.16.2.11vendor_id . . . . .	248
23.17hwloc_topology_cpupbind_support Struct Reference . . . . .	249
23.17.1 Detailed Description . . . . .	249
23.17.2 Field Documentation . . . . .	249
23.17.2.1 get_proc_cpupbind . . . . .	249
23.17.2.2 get_proc_last_cpu_location . . . . .	249
23.17.2.3 get_thisproc_cpupbind . . . . .	249
23.17.2.4 get_thisproc_last_cpu_location . . . . .	249
23.17.2.5 get_thisthread_cpupbind . . . . .	249
23.17.2.6 get_thisthread_last_cpu_location . . . . .	250
23.17.2.7 get_thread_cpupbind . . . . .	250
23.17.2.8 set_proc_cpupbind . . . . .	250
23.17.2.9 set_thisproc_cpupbind . . . . .	250
23.17.2.10set_thisthread_cpupbind . . . . .	250
23.17.2.11set_thread_cpupbind . . . . .	250
23.18hwloc_topology_diff_u::hwloc_topology_diff_generic_s Struct Reference . . . . .	251
23.18.1 Field Documentation . . . . .	251
23.18.1.1 next . . . . .	251



23.18.1.2 type . . . . . 251

23.19hwloc\_topology\_diff\_obj\_attr\_u::hwloc\_topology\_diff\_obj\_attr\_generic\_s Struct Reference 252

23.19.1 Field Documentation . . . . . 252

23.19.1.1 type . . . . . 252

23.20hwloc\_topology\_diff\_u::hwloc\_topology\_diff\_obj\_attr\_s Struct Reference . . . . . 253

23.20.1 Field Documentation . . . . . 253

23.20.1.1 diff . . . . . 253

23.20.1.2 next . . . . . 253

23.20.1.3 obj\_depth . . . . . 253

23.20.1.4 obj\_index . . . . . 253

23.20.1.5 type . . . . . 253

23.21hwloc\_topology\_diff\_obj\_attr\_u::hwloc\_topology\_diff\_obj\_attr\_string\_s Struct Reference 254

23.21.1 Detailed Description . . . . . 254

23.21.2 Field Documentation . . . . . 254

23.21.2.1 name . . . . . 254

23.21.2.2 newvalue . . . . . 254

23.21.2.3 oldvalue . . . . . 254

23.21.2.4 type . . . . . 254

23.22hwloc\_topology\_diff\_obj\_attr\_u Union Reference . . . . . 255

23.22.1 Detailed Description . . . . . 255

23.22.2 Field Documentation . . . . . 255

23.22.2.1 generic . . . . . 255

23.22.2.2 string . . . . . 255

23.22.2.3 uint64 . . . . . 255

23.23hwloc\_topology\_diff\_obj\_attr\_u::hwloc\_topology\_diff\_obj\_attr\_uint64\_s Struct Reference 256

23.23.1 Detailed Description . . . . . 256

23.23.2 Field Documentation . . . . . 256

23.23.2.1 index . . . . . 256

23.23.2.2 newvalue . . . . . 256

23.23.2.3 oldvalue . . . . . 256

23.23.2.4 type . . . . . 256

23.24hwloc\_topology\_diff\_u::hwloc\_topology\_diff\_too\_complex\_s Struct Reference . . . . . 257

23.24.1 Field Documentation . . . . . 257

23.24.1.1 next . . . . . 257

23.24.1.2 obj\_depth . . . . . 257

23.24.1.3 obj\_index . . . . . 257

23.24.1.4 type	257
23.25hwloc_topology_diff_u Union Reference	258
23.25.1 Detailed Description	258
23.25.2 Field Documentation	258
23.25.2.1 generic	258
23.25.2.2 obj_attr	258
23.25.2.3 too_complex	258
23.26hwloc_topology_discovery_support Struct Reference	259
23.26.1 Detailed Description	259
23.26.2 Field Documentation	259
23.26.2.1 disallowed_numa	259
23.26.2.2 disallowed_pu	259
23.26.2.3 numa	259
23.26.2.4 numa_memory	259
23.26.2.5 pu	259
23.27hwloc_topology_membind_support Struct Reference	260
23.27.1 Detailed Description	260
23.27.2 Field Documentation	260
23.27.2.1 alloc_membind	260
23.27.2.2 bind_membind	260
23.27.2.3 firsttouch_membind	260
23.27.2.4 get_area_membind	260
23.27.2.5 get_area_memlocation	261
23.27.2.6 get_proc_membind	261
23.27.2.7 get_thisproc_membind	261
23.27.2.8 get_thisthread_membind	261
23.27.2.9 interleave_membind	261
23.27.2.10migrate_membind	261
23.27.2.11nexttouch_membind	261
23.27.2.12set_area_membind	261
23.27.2.13set_proc_membind	261
23.27.2.14set_thisproc_membind	261
23.27.2.15set_thisthread_membind	261
23.28hwloc_topology_support Struct Reference	262
23.28.1 Detailed Description	262
23.28.2 Field Documentation	262

23.28.2.1 <a href="#">cpubind</a> . . . . .	262
23.28.2.2 <a href="#">discovery</a> . . . . .	262
23.28.2.3 <a href="#">membind</a> . . . . .	262



# Chapter 1

## Hardware Locality

### Portable abstraction of parallel architectures for high-performance computing

#### 1.1 Introduction

The Hardware Locality (hwloc) software project aims at easing the process of discovering hardware resources in parallel architectures. It offers command-line tools and a C API for consulting these resources, their locality, attributes, and interconnection. hwloc primarily aims at helping high-performance computing (HPC) applications, but is also applicable to any project seeking to exploit code and/or data locality on modern computing platforms.

hwloc is actually made of two subprojects distributed together:

- **The original hwloc project for describing the internals of computing nodes.** It is described in details starting at section [Hardware Locality \(hwloc\) Introduction](#).
- **The network-oriented companion called netloc (Network Locality),** described in details starting with section [Network Locality \(netloc\)](#).

Netloc may be disabled, but the original hwloc cannot. Both hwloc and netloc APIs are documented after these sections.

#### 1.2 Installation

hwloc (<http://www.open-mpi.org/projects/hwloc/>) is available under the BSD license. It is hosted as a sub-project of the overall Open MPI project (<http://www.open-mpi.org/>). Note that hwloc does not require any functionality from Open MPI -- it is a wholly separate (and much smaller!) project and code base. It just happens to be hosted as part of the overall Open MPI project.

##### 1.2.1 Basic Installation

Installation is the fairly common GNU-based process:

```
shell$ ./configure --prefix=...
```

```
shell$ make
shell$ make install
```

hwloc- and netloc-specific configure options and requirements are documented in sections [hwloc Installation](#) and [Netloc Installation](#) respectively.

Also note that if you install supplemental libraries in non-standard locations, hwloc's configure script may not be able to find them without some help. You may need to specify additional CPPFLAGS, LDFLAGS, or PKG\_CONFIG\_PATH values on the configure command line.

For example, if libpciaccess was installed into /opt/pciaccess, hwloc's configure script may not find it by default. Try adding PKG\_CONFIG\_PATH to the ./configure command line, like this:

```
./configure PKG_CONFIG_PATH=/opt/pciaccess/lib/pkgconfig ...
```

Running the "Istopo" tool is a good way to check as a graphical output whether hwloc properly detected the architecture of your node. Netloc command-line tools can be used to display the network topology interconnecting your nodes.

## 1.2.2 Installing from a Git clone

Additionally, the code can be directly cloned from Git:

```
shell$ git clone https://github.com/open-mpi/hwloc.git
shell$ cd hwloc
shell$ ./autogen.sh
```

Note that GNU Autoconf  $\geq 2.63$ , Automake  $\geq 1.11$  and Libtool  $\geq 2.2.6$  are required when building from a Git clone.

Nightly development snapshots are available on the web site, they can be configured and built without any need for Git or GNU Autotools.

## 1.3 Questions and Bugs

Bugs should be reported in the tracker (<https://github.com/open-mpi/hwloc/issues>). Opening a new issue automatically displays lots of hints about how to debug and report issues.

Questions may be sent to the users or developers mailing lists (<http://www.open-mpi.org/community/lists/hwloc.php>).

There is also a #hwloc IRC channel on Freenode (<irc.freenode.net>).

## **Chapter 2**

# **Hardware Locality (hwloc)**

## **Introduction**

## Portable abstraction of hierarchical architectures for high-performance computing

See also [Further Reading](#) for links to more sections about hwloc concepts.

### 2.1 hwloc Summary

hwloc provides command line tools and a C API to obtain the hierarchical map of key computing elements within a node, such as: NUMA memory nodes, shared caches, processor packages, dies and cores, processing units (logical processors or "threads") and even I/O devices. hwloc also gathers various attributes such as cache and memory information, and is portable across a variety of different operating systems and platforms.

hwloc primarily aims at helping high-performance computing (HPC) applications, but is also applicable to any project seeking to exploit code and/or data locality on modern computing platforms.

hwloc supports the following operating systems:

- Linux (including old kernels not having sysfs topology information, with knowledge of cpusets, ScaleMP vSMP support, etc.) on all supported hardware, including Intel Xeon Phi and NumaScale NumaConnect.
- Solaris (with support for processor sets and logical domains)
- AIX
- Darwin / OS X
- FreeBSD and its variants (such as kFreeBSD/GNU)
- NetBSD
- HP-UX
- Microsoft Windows
- IBM BlueGene/Q Compute Node Kernel (CNK)

Since it uses standard Operating System information, hwloc's support is mostly independent from the processor type (x86, powerpc, ...) and just relies on the Operating System support. The main exception is BSD operating systems (NetBSD, FreeBSD, etc.) because they do not provide support topology information, hence hwloc uses an x86-only CPUID-based backend (which can be used for other OSes too, see the [Components and plugins](#) section).

To check whether hwloc works on a particular machine, just try to build it and run `lstopo` or `lstopo-no-graphics`. If some things do not look right (e.g. bogus or missing cache information), see [Questions and Bugs](#).

hwloc only reports the number of processors on unsupported operating systems; no topology information is available.

For development and debugging purposes, hwloc also offers the ability to work on "fake" topologies:

- Symmetrical tree of resources generated from a list of level arities, see [Synthetic topologies](#).
- Remote machine simulation through the gathering of topology as XML files, see [Importing and exporting topologies from/to XML files](#).



hwloc can display the topology in a human-readable format, either in graphical mode (X11), or by exporting in one of several different formats, including: plain text, PDF, PNG, and FIG (see [Command-line Examples](#) below). Note that some of the export formats require additional support libraries.

hwloc offers a programming interface for manipulating topologies and objects. It also brings a powerful CPU bitmap API that is used to describe topology objects location on physical/logical processors. See the [Programming Interface](#) below. It may also be used to binding applications onto certain cores or memory nodes. Several utility programs are also provided to ease command-line manipulation of topology objects, binding of processes, and so on.

Perl bindings are available from Bernd Kallies on [CPAN](#).

Python bindings are available from Guy Streeter:

- [Fedora RPM and tarball](#).
- [git tree \(html\)](#).

## 2.2 hwloc Installation

The generic installation procedure for both hwloc and netloc is described in [Installation](#).

The hwloc command-line tool "lstopo" produces human-readable topology maps, as mentioned above. It can also export maps to the "fig" file format. Support for PDF, Postscript, and PNG exporting is provided if the "Cairo" development package (usually `cairo-devel` or `libcairo2-dev`) can be found in "lstopo" when hwloc is configured and build.

The hwloc core may also benefit from the following development packages:

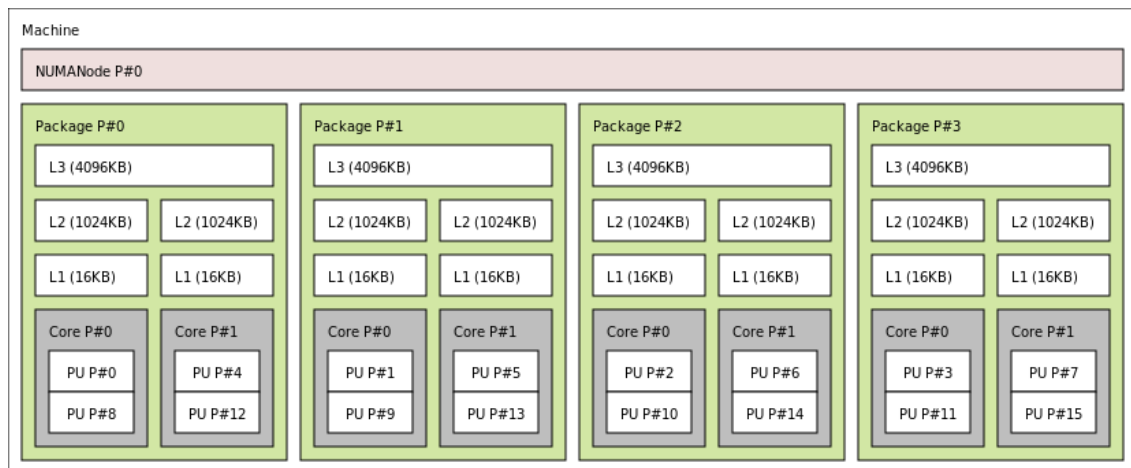
- `libpciaccess` for full I/O device discovery (`libpciaccess-devel` or `libpciaccess-dev` package). On Linux, PCI discovery may still be performed (without vendor/device names) even if `libpciaccess` cannot be used.
- AMD or NVIDIA OpenCL implementations for OpenCL device discovery.
- the NVIDIA CUDA Toolkit for CUDA device discovery.
- the NVIDIA Management Library (NVML) for NVML device discovery. It is included in CUDA since version 8.0. Older NVML releases were available within the NVIDIA GPU Deployment Kit from <https://developer.nvidia.com/gpu-deployment-kit>.
- the NV-CONTROL X extension library (NVCtrl) for NVIDIA display discovery. The relevant development package is usually `libXNVctrl-devel` or `libxnvctrl-dev`. It is also available within `nvidia-settings` from <ftp://download.nvidia.com/XFree86/nvidia-settings/> and <https://github.com/NVIDIA/nvidia-settings/>.
- `libxml2` for full XML import/export support (otherwise, the internal minimalistic parser will only be able to import XML files that were exported by the same hwloc release). See [Importing and exporting topologies from/to XML files](#) for details. The relevant development package is usually `libxml2-devel` or `libxml2-dev`.
- `libudev` on Linux for easier discovery of OS device information (otherwise hwloc will try to manually parse `udev` raw files). The relevant development package is usually `libudev-devel` or `libudev-dev`.
- `libtool`'s `ltdl` library for dynamic plugin loading. The relevant development package is usually `libtool-ltdl-devel` or `libltdl-dev`.

PCI and XML support may be statically built inside the main hwloc library, or as separate dynamically-loaded plugins (see the [Components and plugins](#) section).

Note that because of the possibility of GPL taint, the `pciutils` library `libpci` will not be used (remember that hwloc is BSD-licensed).

## 2.3 Command-line Examples

On a 4-package 2-core machine with hyper-threading, the `lstopo` tool may show the following graphical output:

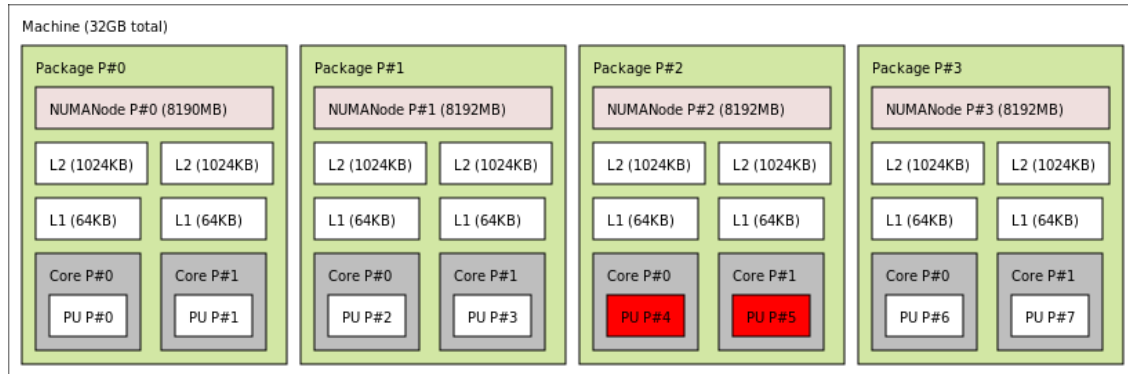


Here's the equivalent output in textual form:

```
Machine
  NUMANode L#0 (P#0)
    Package L#0 + L3 L#0 (4096KB)
      L2 L#0 (1024KB) + L1 L#0 (16KB) + Core L#0
        PU L#0 (P#0)
        PU L#1 (P#8)
      L2 L#1 (1024KB) + L1 L#1 (16KB) + Core L#1
        PU L#2 (P#4)
        PU L#3 (P#12)
    Package L#1 + L3 L#1 (4096KB)
      L2 L#2 (1024KB) + L1 L#2 (16KB) + Core L#2
        PU L#4 (P#1)
        PU L#5 (P#9)
      L2 L#3 (1024KB) + L1 L#3 (16KB) + Core L#3
        PU L#6 (P#5)
        PU L#7 (P#13)
    Package L#2 + L3 L#2 (4096KB)
      L2 L#4 (1024KB) + L1 L#4 (16KB) + Core L#4
        PU L#8 (P#2)
        PU L#9 (P#10)
      L2 L#5 (1024KB) + L1 L#5 (16KB) + Core L#5
        PU L#10 (P#6)
        PU L#11 (P#14)
    Package L#3 + L3 L#3 (4096KB)
      L2 L#6 (1024KB) + L1 L#6 (16KB) + Core L#6
        PU L#12 (P#3)
        PU L#13 (P#11)
      L2 L#7 (1024KB) + L1 L#7 (16KB) + Core L#7
        PU L#14 (P#7)
        PU L#15 (P#15)
```

Note that there is also an equivalent output in XML that is meant for exporting/importing topologies but it is hardly readable to human-beings (see [Importing and exporting topologies from/to XML files](#) for details).

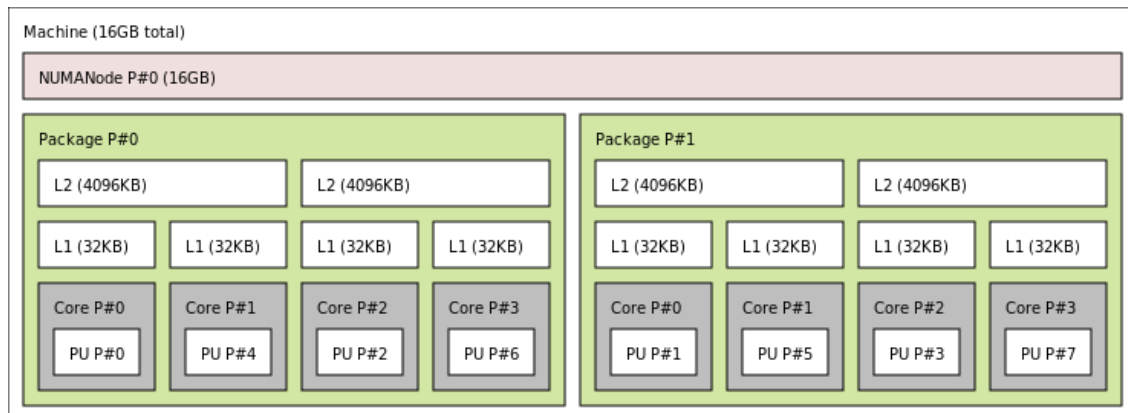
On a 4-package 2-core Opteron NUMA machine (with two core cores disallowed by the administrator), the `lstopo` tool may show the following graphical output (with `\--disallowed` for displaying disallowed objects):



Here's the equivalent output in textual form:

```
Machine (32GB total)
  Package L#0
    NUMANode L#0 (P#0 8190MB)
      L2 L#0 (1024KB) + L1 L#0 (64KB) + Core L#0 + PU L#0 (P#0)
      L2 L#1 (1024KB) + L1 L#1 (64KB) + Core L#1 + PU L#1 (P#1)
  Package L#1
    NUMANode L#1 (P#1 8192MB)
      L2 L#2 (1024KB) + L1 L#2 (64KB) + Core L#2 + PU L#2 (P#2)
      L2 L#3 (1024KB) + L1 L#3 (64KB) + Core L#3 + PU L#3 (P#3)
  Package L#2
    NUMANode L#2 (P#2 8192MB)
      L2 L#4 (1024KB) + L1 L#4 (64KB) + Core L#4 + PU L#4 (P#4)
      L2 L#5 (1024KB) + L1 L#5 (64KB) + Core L#5 + PU L#5 (P#5)
  Package L#3
    NUMANode L#3 (P#3 8192MB)
      L2 L#6 (1024KB) + L1 L#6 (64KB) + Core L#6 + PU L#6 (P#6)
      L2 L#7 (1024KB) + L1 L#7 (64KB) + Core L#7 + PU L#7 (P#7)
```

On a 2-package quad-core Xeon (pre-Nehalem, with 2 dual-core dies into each package):



Here's the same output in textual form:

```

Machine (total 16GB)
  NUMANode L#0 (P#0 16GB)
    Package L#0
      L2 L#0 (4096KB)
        L1 L#0 (32KB) + Core L#0 + PU L#0 (P#0)
        L1 L#1 (32KB) + Core L#1 + PU L#1 (P#4)
      L2 L#1 (4096KB)
        L1 L#2 (32KB) + Core L#2 + PU L#2 (P#2)
        L1 L#3 (32KB) + Core L#3 + PU L#3 (P#6)
    Package L#1
      L2 L#2 (4096KB)
        L1 L#4 (32KB) + Core L#4 + PU L#4 (P#1)
        L1 L#5 (32KB) + Core L#5 + PU L#5 (P#5)
      L2 L#3 (4096KB)
        L1 L#6 (32KB) + Core L#6 + PU L#6 (P#3)
        L1 L#7 (32KB) + Core L#7 + PU L#7 (P#7)

```

## 2.4 Programming Interface

The basic interface is available in [hwloc.h](#). Some higher-level functions are available in [hwloc/helper.h](#) to reduce the need to manually manipulate objects and follow links between them. Documentation for all these is provided later in this document. Developers may also want to look at [hwloc/inlines.h](#) which contains the actual inline code of some [hwloc.h](#) routines, and at this document, which provides good higher-level topology traversal examples.

To precisely define the vocabulary used by hwloc, a [Terms and Definitions](#) section is available and should probably be read first.

Each hwloc object contains a cpuset describing the list of processing units that it contains. These bitmaps may be used for [CPU binding](#) and [Memory binding](#). hwloc offers an extensive bitmap manipulation interface in [hwloc/bitmap.h](#).

Moreover, hwloc also comes with additional helpers for interoperability with several commonly used environments. See the [Interoperability With Other Software](#) section for details.

The complete API documentation is available in a full set of HTML pages, man pages, and self-contained PDF files (formatted for both both US letter and A4 formats) in the source tarball in [doc/doxygen-doc/](#).

**NOTE:** If you are building the documentation from a Git clone, you will need to have Doxygen and pdflatex installed -- the documentation will be built during the normal "make" process. The documentation is installed during "make install" to  $\$prefix/share/doc/hwloc/$  and your systems default man page tree (under  $\$prefix$ , of course).

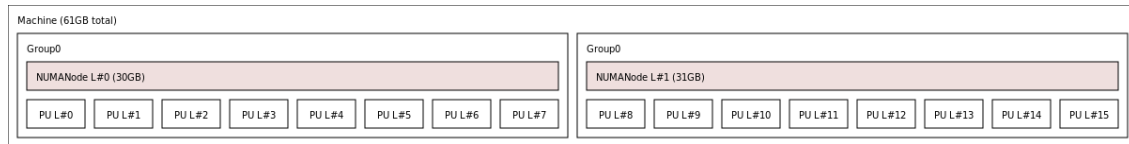
### 2.4.1 Portability

Operating System have varying support for CPU and memory binding, e.g. while some Operating Systems provide interfaces for all kinds of CPU and memory bindings, some others provide only interfaces for a limited number of kinds of CPU and memory binding, and some do not provide any binding interface at all. Hwloc's binding functions would then simply return the ENOSYS error (Function not implemented), meaning that the underlying Operating System does not provide any interface for them. [CPU binding](#) and [Memory binding](#) provide more information on which hwloc binding functions should be preferred because interfaces for them are usually available on the supported Operating Systems.

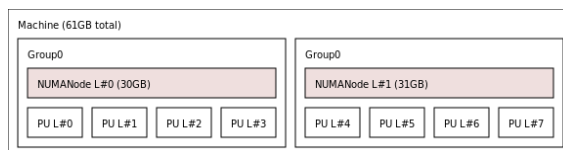
Similarly, the ability of reporting topology information varies from one platform to another. As shown in [Command-line Examples](#), hwloc can obtain information on a wide variety of hardware topologies. However, some platforms and/or operating system versions will only report a subset of this information. For example, on an PPC64-based system with 8 cores (each with 2 hardware threads) running a default 2.6.18-

based kernel from RHEL 5.4, hwloc is only able to glean information about NUMA nodes and processor units (PUs). No information about caches, packages, or cores is available.

Here's the graphical output from lstopo on this platform when Simultaneous Multi-Threading (SMT) is enabled:



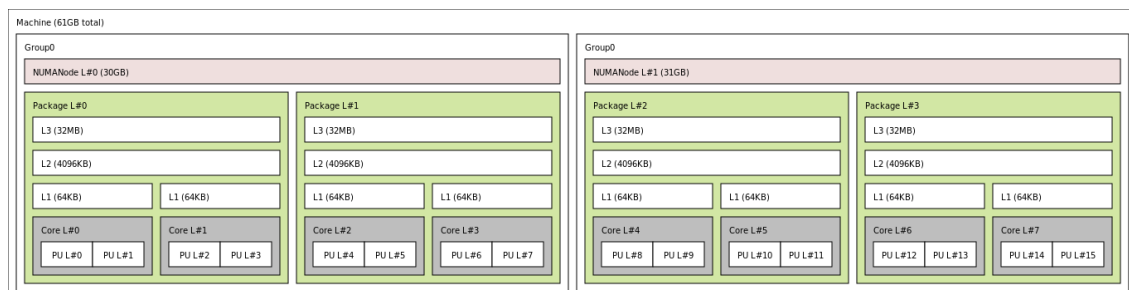
And here's the graphical output from lstopo on this platform when SMT is disabled:



Notice that hwloc only sees half the PUs when SMT is disabled. PU L#6, for example, seems to change location from NUMA node #0 to #1. In reality, no PUs "moved" -- they were simply re-numbered when hwloc only saw half as many (see also Logical index in [Indexes and Sets](#)). Hence, PU L#6 in the SMT-disabled picture probably corresponds to PU L#12 in the SMT-enabled picture.

This same "PUs have disappeared" effect can be seen on other platforms -- even platforms / OSs that provide much more information than the above PPC64 system. This is an unfortunate side-effect of how operating systems report information to hwloc.

Note that upgrading the Linux kernel on the same PPC64 system mentioned above to 2.6.34, hwloc is able to discover all the topology information. The following picture shows the entire topology layout when SMT is enabled:



Developers using the hwloc API or XML output for portable applications should therefore be extremely careful to not make any assumptions about the structure of data that is returned. For example, per the above reported PPC topology, it is not safe to assume that PUs will always be descendants of cores.

Additionally, future hardware may insert new topology elements that are not available in this version of hwloc. Long-lived applications that are meant to span multiple different hardware platforms should also be careful about making structure assumptions. For example, a new element may someday exist between a core and a PU.

## 2.4.2 API Example

The following small C example (available in the source tree as "doc/examples/hwloc-hello.c") prints the topology of the machine and performs some thread and memory binding. More examples are available in

the `doc/examples/` directory of the source tree.

`hwloc` provides a `pkg-config` executable to obtain relevant compiler and linker flags. For example, it can be used thusly to compile applications that utilize the `hwloc` library (assuming GNU Make):

```
CFLAGS += $(shell pkg-config --cflags hwloc)
LDLIBS += $(shell pkg-config --libs hwloc)

hwloc-hello: hwloc-hello.c
    $(CC) hwloc-hello.c $(CFLAGS) -o hwloc-hello $(LDLIBS)
```

On a machine 2 processor packages -- each package of which has two processing cores -- the output from running `hwloc-hello` could be something like the following:

```
shell$ ./hwloc-hello
*** Objects at level 0
Index 0: Machine
*** Objects at level 1
Index 0: Package#0
Index 1: Package#1
*** Objects at level 2
Index 0: Core#0
Index 1: Core#1
Index 2: Core#3
Index 3: Core#2
*** Objects at level 3
Index 0: PU#0
Index 1: PU#1
Index 2: PU#2
Index 3: PU#3
*** Printing overall tree
Machine
  Package#0
    Core#0
      PU#0
    Core#1
      PU#1
  Package#1
    Core#3
      PU#2
    Core#2
      PU#3
*** 2 package(s)
*** Logical processor 0 has 0 caches totaling 0KB
shell$
```

## 2.5 History / Credits

`hwloc` is the evolution and merger of the `libtopology` (<http://runtime.bordeaux.inria.fr/libtopology/>) project and the Portable Linux Processor Affinity (PLPA) (<http://www.open-mpi.org/projects/plpa/>) project. Because of functional and ideological overlap, these two code bases and ideas were merged and released under the name "hwloc" as an Open MPI sub-project.

`libtopology` was initially developed by the inria Runtime Team-Project (<http://runtime.bordeaux.inria.fr/>) (headed by Raymond Namyst (<http://dept-info.labri.fr/~namyst/>)). PLPA was initially developed by the Open MPI development team as a sub-project. Both are now deprecated in favor of `hwloc`, which is distributed as an Open MPI sub-project.

## 2.6 Further Reading

The documentation chapters include

- [Terms and Definitions](#)
- [Command-Line Tools](#)
- [Environment Variables](#)
- [CPU and Memory Binding Overview](#)
- [I/O Devices](#)
- [Miscellaneous objects](#)
- [Object attributes](#)
- [Importing and exporting topologies from/to XML files](#)
- [Synthetic topologies](#)
- [Interoperability With Other Software](#)
- [Thread Safety](#)
- [Components and plugins](#)
- [Embedding hwloc in Other Software](#)
- [Frequently Asked Questions](#)
- [Upgrading to the hwloc 2.0 API](#)

Make sure to have had a look at those too!





## **Chapter 3**

# **Terms and Definitions**

### 3.1 Objects

**Object** Interesting kind of part of the system, such as a Core, a L2Cache, a NUMA memory node, etc. The different types detected by hwloc are detailed in the [hwloc\\_obj\\_type\\_t](#) enumeration.

There are four kinds of Objects: Memory (NUMA nodes and Memory-side caches), I/O (Bridges, PCI and OS devices), Misc, and Normal (everything else, including Machine, Package, Die, Core, PU, CPU Caches, etc.). Normal and Memory objects have (non-NULL) CPU sets and nodesets, while I/O and Misc don't.

Objects are topologically sorted by locality (CPU and node sets) into a tree (see [Hierarchy, Tree and Levels](#)).

**Processing Unit (or Logical Processor)** The smallest processing element that can be represented by a hwloc object. It may be a single-core processor, a core of a multicore processor, or a single thread in a SMT processor. hwloc's PU acronym stands for Processing Unit.

"Logical processor" should not be confused with "Logical index of a processor".

**Package** A processor Package is the physical package that usually gets inserted into a socket on the motherboard. It is also often called a physical processor or a CPU even if these names bring confusion with respect to cores and processing units. A processor package usually contains multiple cores (and may also be composed of multiple dies). hwloc Package objects were called Sockets up to hwloc 1.10.

**NUMA Node** An object that contains memory that is directly and byte-accessible to the host processors. It is usually close to some cores as specified by its CPU set. Hence it is attached as a memory child of the object that groups those cores together, for instance a Package objects with 4 Core children (see [Hierarchy, Tree and Levels](#)).

**Memory-side Cache** A cache in front of a specific memory region (e.g. a range of physical addresses). It caches all accesses to that region without caring about which core issued the request. This is the opposite of usual CPU caches where only accesses from the local cores are cached, without caring about the target memory.

In hwloc, memory-side caches are memory objects placed between their local CPU objects (parent) and the target NUMA node memory (child).

### 3.2 Indexes and Sets

**OS or physical index** The index that the operating system (OS) uses to identify the object. This may be completely arbitrary, non-unique, non-contiguous, not representative of logical proximity, and may depend on the BIOS configuration. That is why hwloc almost never uses them, only in the default `lstopo` output (`P#x`) and `cpuset` masks. See also [Should I use logical or physical/OS indexes? and how?](#).

**Logical index** Index to uniquely identify objects of the same type and depth, automatically computed by hwloc according to the topology. It expresses logical proximity in a generic way, i.e. objects which have adjacent logical indexes are adjacent in the topology. That is why hwloc almost always uses it in its API, since it expresses logical proximity. They can be shown (as `L#x`) by `lstopo` thanks to the `-l` option. This index is always linear and in the range `[0, num_objs_same_type_same_level-1]`. Think of it as "cousin rank." The ordering is based on topology first, and then on OS CPU numbers, so it is stable across everything except firmware CPU renumbering. "Logical index" should not be confused with "Logical processor". A "Logical processor" (which in hwloc we rather call "processing unit" to avoid the confusion) has both a physical index (as chosen arbitrarily by BIOS/OS) and a logical index (as computed according to logical proximity by hwloc). See also [Should I use logical or physical/OS indexes? and how?](#).

**CPU set** The set of logical processors (or processing units) logically included in an object (if it makes sense). They are always expressed using physical logical processor numbers (as announced by the OS). They are implemented as the `hwloc_bitmap_t` opaque structure. hwloc CPU sets are just masks, they do *not* have any relation with an operating system actual binding notion like Linux' cpusets. I/O and Misc objects do not have CPU sets while all Normal and Memory objects have non-NULL CPU sets.

**Node set** The set of NUMA memory nodes logically included in an object (if it makes sense). They are always expressed using physical node numbers (as announced by the OS). They are implemented with the `hwloc_bitmap_t` opaque structure. as bitmaps. I/O and Misc objects do not have Node sets while all Normal and Memory objects have non-NULL nodesets.

**Bitmap** A possibly-infinite set of bits used for describing sets of objects such as CPUs (CPU sets) or memory nodes (Node sets). They are implemented with the `hwloc_bitmap_t` opaque structure.

### 3.3 Hierarchy, Tree and Levels

**Parent object** The object logically containing the current object, for example because its CPU set includes the CPU set of the current object. All objects have a non-NULL parent, except the root of the topology (Machine object).

**Ancestor object** The parent object, or its own parent, and so on.

**Children object(s)** The object (or objects) contained in the current object because their CPU set is included in the CPU set of the current object. Each object may also contain separated lists for Memory, I/O and Misc object children.

**Arity** The number of normal children of an object. There are also specific arities for Memory, I/O and Misc children.

**Sibling objects** Objects in the same children list, which all of them are normal children of the same parent, or all of them are Memory children of the same parent, or I/O children, or Misc. They usually have the same type (and hence are cousins, as well). But they may not if the topology is asymmetric.

**Sibling rank** Index to uniquely identify objects which have the same parent, and is always in the range [0, arity-1] (respectively `memory_arity`, `io_arity` or `misc_arity` for Memory, I/O and Misc children of a parent).

**Cousin objects** Objects of the same type (and depth) as the current object, even if they do not have the same parent.

**Level** Set of objects of the same type and depth. All these objects are cousins.

Memory, I/O and Misc objects also have their own specific levels and (virtual) depth.

**Depth** Nesting level in the object tree, starting from the root object. If the topology is symmetric, the depth of a child is equal to the parent depth plus one, and an object depth is also equal to the number of parent/child links between the root object and the given object. If the topology is asymmetric, the difference between some parent and child depths may be larger than one when some intermediate levels (for instance groups) are missing in only some parts of the machine.

The depth of the Machine object is always 0 since it is always the root of the topology. The depth of PU objects is equal to the number of levels in the topology minus one.

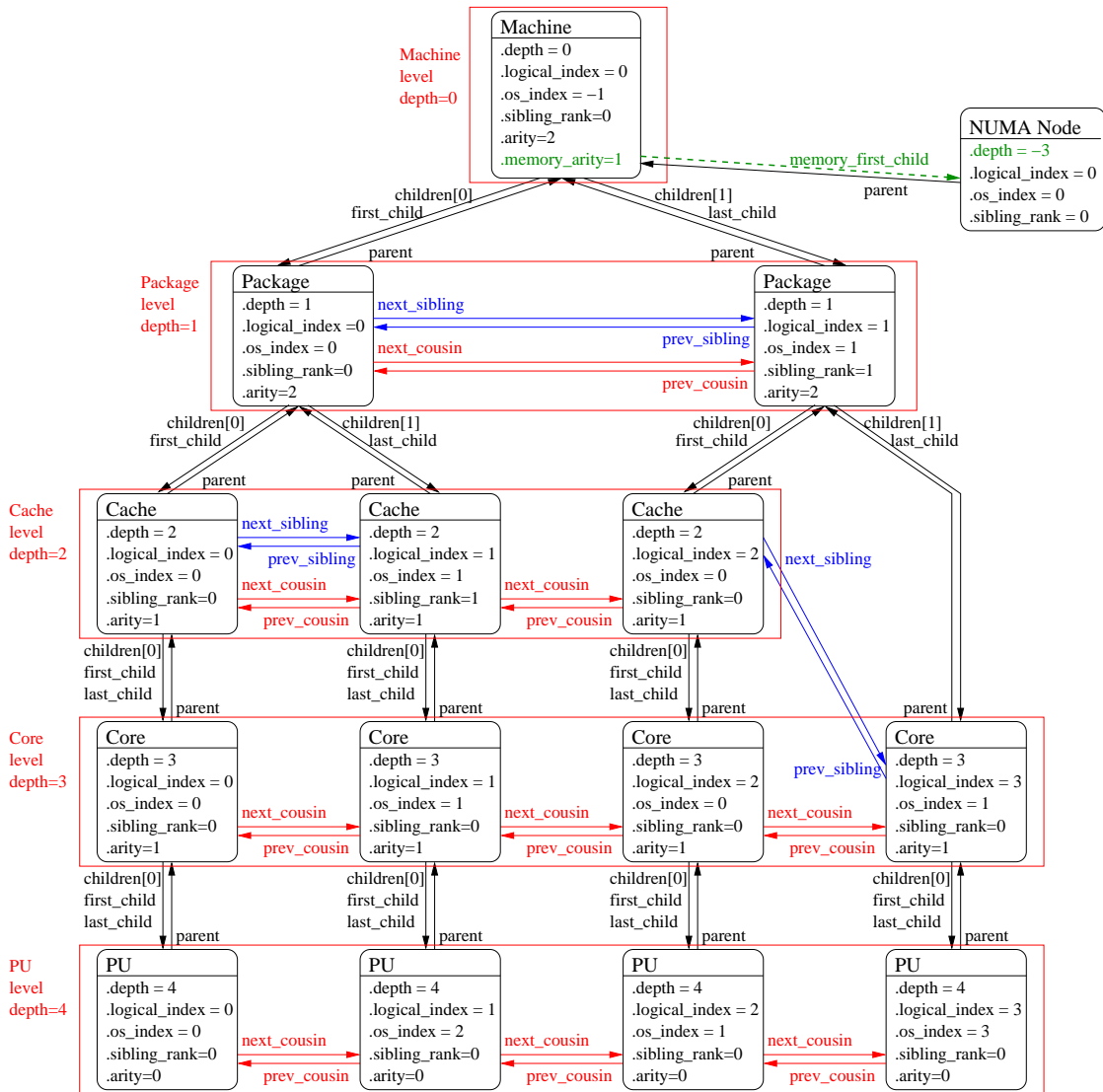
Memory, I/O and Misc objects also have their own specific levels and depth.

The following diagram can help to understand the vocabulary of the relationships by showing the example of a machine with two dual core packages (with no hardware threads); thus, a topology with 5 levels. Each box with rounded corner corresponds to one `hwloc_obj_t`, containing the values of the different integer fields (depth, logical\_index, etc.), and arrows show to which other `hwloc_obj_t` pointers point to (first\_child, parent, etc.).

The topology always starts with a Machine object as root (depth 0) and ends with PU objects at the bottom (depth 4 here).

Objects of the same level (cousins) are listed in red boxes and linked with red arrows. Children of the same parent (siblings) are linked with blue arrows.

The L2 cache of the last core is intentionally missing to show how asymmetric topologies are handled. See [What happens if my topology is asymmetric?](#) for more information about such strange topologies.



It should be noted that for PU objects, the logical index -- as computed linearly by hwloc -- is not the same as the OS index.

The NUMA node is on the side because it is not part of the main tree but rather attached to the object that corresponds to its locality (the entire machine here, hence the root object). It is attached as a `Memory` child

(in green) and has a virtual depth (negative). It could also have siblings if there were multiple local NUMA nodes, or cousins if other NUMA nodes were attached somewhere else in the machine.

I/O or Misc objects could be attached in a similar manner.



## **Chapter 4**

# **Command-Line Tools**

hwloc comes with an extensive C programming interface and several command line utilities. Each of them is fully documented in its own manual page; the following is a summary of the available command line tools.

## 4.1 lstopo and lstopo-no-graphics

lstopo (also known as hwloc-ls) displays the hierarchical topology map of the current system. The output may be graphical, ascii-art or textual, and can also be exported to numerous file formats such as PDF, PNG, XML, and others. Advanced graphical outputs require the "Cairo" development package (usually `cairo-devel` or `libcairo2-dev`).

lstopo and lstopo-no-graphics accept the same command-line options. However, graphical outputs are only available in lstopo. Textual outputs (those that do not depend on heavy external libraries such as Cairo) are supported in both lstopo and lstopo-no-graphics.

This command can also display the processes currently bound to a part of the machine (via the `\--ps` option).

Note that lstopo can read XML files and/or alternate chroot filesystems and display topological maps representing those systems (e.g., use lstopo to output an XML file on one system, and then use lstopo to read in that XML file and display it on a different system).

## 4.2 hwloc-bind

hwloc-bind binds processes to specific hardware objects through a flexible syntax. A simple example is binding an executable to specific cores (or packages or bitmaps or ...). The `hwloc-bind(1)` man page provides much more detail on what is possible.

hwloc-bind can also be used to retrieve the current process' binding, or retrieve the last CPU(s) where a process ran, or operate on memory binding.

Just like hwloc-calc, the input locations given to hwloc-bind may be either objects or cpusets (bitmaps as reported by hwloc-calc or hwloc-distrib).

## 4.3 hwloc-calc

hwloc-calc is hwloc's Swiss Army Knife command-line tool for converting things. The input may be either objects or cpusets (bitmaps as reported by another hwloc-calc instance or by hwloc-distrib), that may be combined by addition, intersection or subtraction. The output kinds include:

- a cpuset bitmap: This compact opaque representation of objects is useful for shell scripts etc. It may be passed to hwloc command-line tools such as hwloc-calc or hwloc-bind, or to hwloc command-line options such as `lstopo \--restrict`.
- the amount of the equivalent hwloc objects from a specific type, or the list of their indexes. This is useful for iterating over all similar objects (for instance all cores) within a given part of a platform.
- a hierarchical description of objects, for instance a thread index within a core within a package. This gives a better view of the actual location of an object.

Moreover, input and/or output may be use either physical/OS object indexes or as hwloc's logical object indexes. It eases cooperation with external tools such as taskset or numactl by exporting hwloc specifica-



tions into list of processor or NUMA node physical indexes. See also [Should I use logical or physical/OS indexes? and how?](#).

## 4.4 hwloc-info

hwloc-info dumps information about the given objects, as well as all its specific attributes. It is intended to be used with tools such as grep for filtering certain attribute lines. When no object is specified, or when `--topology` is passed, hwloc-info prints a summary of the topology. When `--support` is passed, hwloc-info lists the supported features for the topology.

## 4.5 hwloc-distrib

hwloc-distrib generates a set of cpuset bitmaps that are uniformly distributed across the machine for the given number of processes. These strings may be used with hwloc-bind to run processes to maximize their memory bandwidth by properly distributing them across the machine.

## 4.6 hwloc-ps

hwloc-ps is a tool to display the bindings of processes that are currently running on the local machine. By default, hwloc-ps only lists processes that are bound; unbound process (and Linux kernel threads) are not displayed.

## 4.7 hwloc-annotate

hwloc-annotate may modify object (and topology) attributes such as string information (see [Custom string infos](#) for details) or Misc children objects. It reads an input topology from a XML file and outputs the annotated topology as another XML file.

## 4.8 hwloc-diff, hwloc-patch and hwloc-compress-dir

hwloc-diff computes the difference between two topologies and outputs it to another XML file.

hwloc-patch reads such a difference file and applies to another topology.

hwloc-compress-dir compresses an entire directory of XML files by using hwloc-diff to save the differences between topologies instead of entire topologies.

## 4.9 hwloc-dump-hwdata

hwloc-dump-hwdata is a Linux and x86-specific tool that dumps (during boot, privileged) some topology and locality information from raw hardware files (SMBIOS and ACPI tables) to human-readable and world-accessible files that the hwloc library will later reuse.

Currently only used on Intel Xeon Phi processor platforms. See [Why do I need hwloc-dump-hwdata for memory on Intel Xeon Phi processor?](#).

See `HWLOC_DUMPED_HWDATA_DIR` in [Environment Variables](#) for details about the location of dumped files.

## 4.10 hwloc-gather-topology and hwloc-gather-cpuid

`hwloc-gather-topology` is a Linux-specific tool that saves the relevant topology files of the current machine into a tarball (and the corresponding `lstopo` outputs).

`hwloc-gather-cpuid` is a x86-specific tool that dumps the result of `CPUID` instructions on the current machine into a directory.

The output of `hwloc-gather-cpuid` is included in the tarball saved by `hwloc-gather-topology` when running on Linux/x86.

These files may be used later (possibly offline) for simulating or debugging a machine without actually running on it.

## **Chapter 5**

# **Environment Variables**

The behavior of the hwloc library and tools may be tuned thanks to the following environment variables.

**HWLOC\_XMLFILE=/path/to/file.xml** enforces the discovery from the given XML file as if `hwloc_topology_set_xml()` had been called. This file may have been generated earlier with `lstopo file.xml`. For convenience, this backend provides empty binding hooks which just return success. To have hwloc still actually call OS-specific hooks, `HWLOC_THISSYSTEM` should be set 1 in the environment too, to assert that the loaded file is really the underlying system. See also [Importing and exporting topologies from/to XML files](#).

**HWLOC\_SYNTHETIC=synthetic\_description** enforces the discovery through a synthetic description string as if `hwloc_topology_set_synthetic()` had been called. For convenience, this backend provides empty binding hooks which just return success. See also [Synthetic topologies](#).

**HWLOC\_XML\_VERBOSE=1**

**HWLOC\_SYNTHETIC\_VERBOSE=1** enables verbose messages in the XML or synthetic topology backends. hwloc XML backends (see [Importing and exporting topologies from/to XML files](#)) can emit some error messages to the error output stream. Enabling these verbose messages within hwloc can be useful for understanding failures to parse input XML topologies. Similarly, enabling verbose messages in the synthetic topology backend can help understand why the description string is invalid. See also [Synthetic topologies](#).

**HWLOC\_THISSYSTEM=1** enforces the return value of `hwloc_topology_is_thissystem()`, as if `HWLOC_TOPOLOGY_FLAG_IS_THISSYSTEM` was set with `hwloc_topology_set_flags()`. It means that it makes hwloc assume that the selected backend provides the topology for the system on which we are running, even if it is not the OS-specific backend but the XML backend for instance. This means making the binding functions actually call the OS-specific system calls and really do binding, while the XML backend would otherwise provide empty hooks just returning success. This can be used for efficiency reasons to first detect the topology once, save it to an XML file, and quickly reload it later through the XML backend, but still having binding functions actually do bind. This also enables support for the variable `HWLOC_THISSYSTEM_ALLOWED_RESOURCES`.

**HWLOC\_THISSYSTEM\_ALLOWED\_RESOURCES=1** Get the set of allowed resources from the native operating system even if the topology was loaded from XML or synthetic description, as if `HWLOC_TOPOLOGY_FLAG_THISSYSTEM_ALLOWED_RESOURCES` was set with `hwloc_topology_set_flags()`. This variable requires the topology to match the current system (see the variable `HWLOC_THISSYSTEM`). This is useful when the topology is not loaded directly from the local machine (e.g. for performance reason) and it comes with all resources, but the running process is restricted to only a part of the machine (for instance because of Linux Cgroup/Cpuset).

**HWLOC\_ALLOW=all** Totally ignore administrative restrictions such as Linux Cgroups and consider all resources (PUs and NUMA nodes) as allowed. This is different from setting `HWLOC_TOPOLOGY_FLAG_INCLUDE_DISALLOWED` which gathers all resources but marks the unavailable ones as disallowed.

**HWLOC\_HIDE\_ERRORS=0** enables or disables verbose reporting of errors. The hwloc library may issue warnings to the standard error stream when it detects a problem during topology discovery, for instance if the operating system (or user) gives contradictory topology information. Setting this environment variable to 1 removes the actual displaying of these error messages.

**HWLOC\_USE\_NUMA\_DISTANCES=7** enables or disables the use of NUMA distances. NUMA distances and memory target/initiator information may be used to improve the locality of NUMA nodes, especially CPU-less nodes. Bits in the value of this environment variable enable different features: Bit 0 enables the gathering of NUMA distances from the operating system. Bit 1 further enables the use of NUMA distances to improve the locality of CPU-less nodes. Bit 2 enables the use of target/initiator information.

**HWLOC\_GROUPING=1** enables or disables objects grouping based on distances. By default, hwloc uses distance matrices between objects (either read from the OS or given by the user) to find groups of close objects. These groups are described by adding intermediate Group objects in the topology. Setting this environment variable to 0 will disable this grouping. This variable supersedes the obsolete HWLOC\_IGNORE\_DISTANCES variable.

**HWLOC\_GROUPING\_ACCURACY=0.05** relaxes distance comparison during grouping. By default, objects may be grouped if their distances form a minimal distance graph. When setting this variable to 0.02, and when [HWLOC\\_DISTANCES\\_ADD\\_FLAG\\_GROUP\\_INACCURATE](#) is given, these distances do not have to be strictly equal anymore, they may just be equal with a 2% error. If set to `try` instead of a numerical value, hwloc will try to group with perfect accuracy (0, the default), then with 0.01, 0.02, 0.05 and finally 0.1. Numbers given in this environment variable should always use a dot as a decimal mark (for instance 0.01 instead of 0,01).

**HWLOC\_GROUPING\_VERBOSE=0** enables or disables some verbose messages during grouping. If this variable is set to 1, some debug messages will be displayed during distance-based grouping of objects even if debug was not specific at configure time. This is useful when trying to find an interesting distance grouping accuracy.

**HWLOC\_PCI\_LOCALITY=<domain/bus> <cpuset>;...**

**HWLOC\_PCI\_LOCALITY=/path/to/pci/locality/file** changes the locality of I/O devices behind the specified PCI buses. If no I/O locality information is available or if the BIOS reports incorrect information, it is possible to move a I/O device tree (OS and/or PCI devices with optional bridges) near a custom set of processors.

Localities are given either inside the environment variable itself, or in the pointed file. They may be separated either by semi-colons or by line-breaks.

Each locality contains a domain/bus specification (in hexadecimal numbers as usual) followed by a whitespace and a cpuset:

- `0001 <cpuset>` specifies the locality of all buses in PCI domain 0000.
- `0000:0f <cpuset>` specifies only PCI bus 0f in domain 0000.
- `0002:04-0a <cpuset>` specifies a range of buses (from 04 to 0a) within domain 0002.

Domain/bus specifications should usually match entire hierarchies of buses behind a bridge (including primary, secondary and subordinate buses). For instance, if hostbridge 0000:00 contains other bridges creating buses 0000:01 to 0000:09, the variable should be `HWLOC_PCI_LOCALITY="0000:00-09 <cpuset>"`. It supersedes the old `HWLOC_PCI_0000_00_LOCALCPUS=<cpuset>` which only works when hostbridges exist in the topology.

If the variable is defined to empty or invalid, no forced PCI locality is applied but hwloc's internal automatic locality quirks are disabled, which means the exact PCI locality reported by the platform is used.

**HWLOC\_X86\_TOPOEXT\_NUMANODES=0** use AMD topoext CPUID leaf in the x86 backend to detect NUMA nodes. When using the x86 backend, setting this variable to 1 enables the building of NUMA nodes from AMD processor CPUID instructions. However this strategy does not always reflect BIOS configuration such as NUMA interleaving. And node indexes may be different from those of the operating system. Hence this should only be used when OS backends are wrong and the user is sure that CPUID returns correct NUMA information.

**HWLOC\_KEEP\_NVIDIA\_GPU\_NUMA\_NODES=0** show or hide NUMA nodes that correspond to NVIDIA GPU memory. By default they are ignored to avoid interleaved memory being allocated on GPU by mistake. Setting this environment variable to 1 exposes these NUMA nodes. They may be recognized by the *GPUMemory* subtype. They also have a *PCIBusID* info attribute to identify the corresponding GPU.

**HWLOC\_KNL\_MSCACHE\_L3=0** Expose the KNL MCDRAM in cache mode as a Memory-side Cache instead of a L3. `hwloc` releases prior to 2.1 exposed the MCDRAM cache as a CPU-side L3 cache. Now that Memory-side caches are supported by `hwloc`, it is still exposed as a L3 by default to avoid breaking existing applications. Setting this environment variable to 1 will expose it as a proper Memory-side cache.

**HWLOC\_ANNOTATE\_GLOBAL\_COMPONENTS=0** Allow components to annotate the topology even if they are usually excluded by global components by default. Setting this variable to 1 and also setting `HWLOC_COMPONENTS=xml,pci,stop` enables the addition of PCI vendor and model info attributes to a XML topology that was generated without those names (if `pciaccess` was missing).

**HWLOC\_FSROOT=/path/to/linux/filesystem-root/** switches to reading the topology from the specified Linux filesystem root instead of the main file-system root. This directory may have been saved previously from another machine with `hwloc-gather-topology`.

One should likely also set `HWLOC_COMPONENTS=linux,stop` so that non-Linux backends are disabled (the `-i` option of command-line tools takes care of both).

Not using the main file-system root causes `hwloc_topology_is_thissystem()` to return 0. For convenience, this backend provides empty binding hooks which just return success. To have `hwloc` still actually call OS-specific hooks, `HWLOC_THISSYSTEM` should be set 1 in the environment too, to assert that the loaded file is really the underlying system.

**HWLOC\_CPUID\_PATH=/path/to/cpuid/** forces the x86 backend to read dumped CPUIDs from the given directory instead of executing actual x86 CPUID instructions. This directory may have been saved previously from another machine with `hwloc-gather-cpuid`.

One should likely also set `HWLOC_COMPONENTS=x86,stop` so that non-x86 backends are disabled (the `-i` option of command-line tools takes care of both).

It causes `hwloc_topology_is_thissystem()` to return 0. For convenience, this backend provides empty binding hooks which just return success. To have `hwloc` still actually call OS-specific hooks, `HWLOC_THISSYSTEM` should be set 1 in the environment too, to assert that the loaded CPUID dump is really the underlying system.

**HWLOC\_DUMPED\_HWDATA\_DIR=/path/to/dumped/files/** loads files dumped by `hwloc-dump-hwdata` (on Linux) from the given directory. The default dump/load directory is configured during build based on `--runstatedir`, `--localstatedir`, and `--prefix` options. It usually points to `/var/run/hwloc/` in Linux distribution packages, but it may also point to `$prefix/var/run/hwloc/` when manually installing and only specifying `--prefix`.

**HWLOC\_COMPONENTS=list,of,components** forces a list of components to enable or disable. Enable or disable the given comma-separated list of components (if they do not conflict with each other). Component names prefixed with `-` are disabled (a single phase may also be disabled).

Once the end of the list is reached, `hwloc` falls back to enabling the remaining components (sorted by priority) that do not conflict with the already enabled ones, and unless explicitly disabled in the list. If `stop` is met, the enabling loop immediately stops, no more component is enabled.

If `xml` or `synthetic` components are selected, the corresponding XML filename or synthetic description string should be pass in `HWLOC_XMLFILE` or `HWLOC_SYNTHETIC` respectively.

Since this variable is the low-level and more generic way to select components, it takes precedence over environment variables for selecting components.

If the variable is set to an empty string (or set to a single comma), no specific component is loaded first, all components are loaded in priority order.

See [Selecting which components to use](#) for details.

**HWLOC\_COMPONENTS\_VERBOSE=1** displays verbose information about components. Display messages when components are registered or enabled. This is the recommended way to list the available components with their priority (all of them are *registered* at startup).

**HWLOC\_PLUGINS\_PATH=/path/to/hwloc/plugins/...** changes the default search directory for plugins. By default, `$libdir/hwloc` is used. The variable may contain several colon-separated directories.

**HWLOC\_PLUGINS\_VERBOSE=1** displays verbose information about plugins. List which directories are scanned, which files are loaded, and which components are successfully loaded.

**HWLOC\_PLUGINS\_BLACKLIST=filename1,filename2,...** prevents plugins from being loaded if their filename (without path) is listed. Plugin filenames may be found in verbose messages outputted when `HWLOC_PLUGINS_VERBOSE=1`.

**HWLOC\_DEBUG\_VERBOSE=0** disables all verbose messages that are enabled by default when `--enable-debug` is passed to configure.





## **Chapter 6**

# **CPU and Memory Binding Overview**

Some operating systems do not systematically provide separate functions for CPU and memory binding. This means that CPU binding functions may have effects on the memory binding policy. Likewise, changing the memory binding policy may change the CPU binding of the current thread. This is often not a problem for applications, so by default hwloc will make use of these functions when they provide better binding support.

If the application does not want the CPU binding to change when changing the memory policy, it needs to use the [HWLOC\\_MEMBIND\\_NOCPUBIND](#) flag to prevent hwloc from using OS functions which would change the CPU binding. Additionally, [HWLOC\\_CPUBIND\\_NOMEMBIND](#) can be passed to CPU binding function to prevent hwloc from using OS functions would change the memory binding policy. Of course, using these flags will reduce hwloc's overall support for binding, so their use is discouraged.

One can avoid using these flags but still closely control both memory and CPU binding by allocating memory, touching each page in the allocated memory, and then changing the CPU binding. The already-allocated memory will then be "locked" to physical memory and will not be migrated. Thus, even if the memory binding policy gets changed by the CPU binding order, the already-allocated memory will not change with it. When binding and allocating further memory, the CPU binding should be performed again in case the memory binding altered the previously-selected CPU binding.

Not all operating systems support the notion of a "current" memory binding policy for the current process, but such operating systems often still provide a way to allocate data on a given node set. Conversely, some operating systems support the notion of a "current" memory binding policy and do not permit allocating data on a specific node set without changing the current policy and allocate the data. To provide the most powerful coverage of these facilities, hwloc provides:

- functions that set/get the current memory binding policies (if supported): [hwloc\\_set/get\\_membind\(\)](#) and [hwloc\\_set/get\\_proc\\_membind\(\)](#)
- a function that allocates memory bound to specific node set without changing the current memory binding policy (if supported): [hwloc\\_alloc\\_membind\(\)](#).
- a helper which, if needed, changes the current memory binding policy of the process in order to obtain memory binding: [hwloc\\_alloc\\_membind\\_policy\(\)](#).

An application can thus use the two first sets of functions if it wants to manage separately the global process binding policy and directed allocation, or use the third set of functions if it does not care about the process memory binding policy.

See [CPU binding](#) and [Memory binding](#) for hwloc's API functions regarding CPU and memory binding, respectively. There are some examples under `doc/examples/` in the source tree.

## **Chapter 7**

# **I/O Devices**

hwloc usually manipulates processing units and memory but it can also discover I/O devices and report their locality as well. This is useful for placing I/O intensive applications on cores near the I/O devices they use, or for gathering information about all platform components.

## 7.1 Enabling and requirements

I/O discovery is disabled by default (except in `lstopo`) for performance reasons. It can be enabled by changing the filtering of I/O object types to `HWLOC_TYPE_FILTER_KEEP_IMPORTANT` or `HWLOC_TYPE_FILTER_KEEP_ALL` before loading the topology, for instance with `hwloc_topology_set_io_types_filter()`.

Note that I/O discovery requires significant help from the operating system. The `pciaccess` library (the development package is usually `libpciaccess-devel` or `libpciaccess-dev`) is needed to fully detect PCI devices and bridges. On Linux, PCI discovery may still be performed even if `libpciaccess` cannot be used. But it misses PCI device names. Moreover, some operating systems require privileges for probing PCI devices, see [Does hwloc require privileged access?](#) for details.

The actual locality of I/O devices is only currently detected on Linux. Other operating system will just report I/O devices as being attached to the topology root object.

## 7.2 I/O objects

When I/O discovery is enabled and supported, some additional objects are added to the topology. The corresponding I/O object types are:

- `HWLOC_OBJ_OS_DEVICE` describes an operating-system-specific handle such as the `sda` drive or the `eth0` network interface. See [OS devices](#).
- `HWLOC_OBJ_PCI_DEVICE` and `HWLOC_OBJ_BRIDGE` build up a PCI hierarchy made of devices and bridges. See [PCI devices and bridges](#).

Any of these types may be filtered individually with `hwloc_topology_set_type_filter()`.

hwloc tries to attach these new objects to normal objects (usually NUMA nodes) to match their actual physical location. For instance, if a I/O Hub is physically connected to a package, the corresponding hwloc bridge object (and its PCI bridges and devices children) is inserted as a child of the corresponding hwloc Package object. **These children are not in the normal children list but rather in the I/O-specific children list.**

I/O objects also have neither CPU sets nor node sets (NULL pointers) because they are not directly usable by the user applications for binding. Moreover I/O hierarchies may be highly complex (asymmetric trees of bridges). So I/O objects are placed in specific levels with custom depths. Their lists may still be traversed with regular helpers such as `hwloc_get_next_obj_by_type()`. However, hwloc offers some dedicated helpers such as `hwloc_get_next_pcidev()` and `hwloc_get_next_osdev()` for convenience (see [Finding I/O objects](#)).

## 7.3 OS devices

Although each PCI device is uniquely identified by its bus ID (e.g. 0000:01:02.3), a user-space application can hardly find out which PCI device it is actually using. Applications rather use software handles (such as

the *eth0* network interface, the *sda* hard drive, or the *mlx4\_0* OpenFabrics HCA). Therefore hwloc tries to add software devices ([HWLOC\\_OBJ\\_OS\\_DEVICE](#), also known as OS devices).

OS devices may be attached below PCI devices, but they may also be attached directly to normal objects. Indeed some OS devices are not related to PCI. For instance, NVDIMM block devices (such as *pmem0s* on Linux) are directly attached near their NUMA node (I/O child of the parent whose memory child is the NUMA node). Also, if hwloc could not discover PCI for some reason, PCI-related OS devices may also be attached directly to normal objects.

hwloc first tries to discover OS devices from the operating system, e.g. *eth0*, *sda* or *mlx4\_0*. However, this ability is currently only available on Linux for some classes of devices.

hwloc then tries to discover software devices through additional I/O components using external libraries. For instance proprietary graphics drivers do not expose any named OS device, but hwloc may still create one OS object per software handle when supported. For instance the `opencl` and `cuda` components may add some *opencl0d0* and *cuda0* OS device objects.

Here is a list of OS device objects commonly created by hwloc components when I/O discovery is enabled and supported.

- Hard disks or non-volatile memory devices ([HWLOC\\_OBJ\\_OSDEV\\_BLOCK](#))
  - *sda* or *dax2.0* (Linux component)
- Network interfaces ([HWLOC\\_OBJ\\_OSDEV\\_NETWORK](#))
  - *eth0*, *wlan0*, *ib0* (Linux component)
- OpenFabrics (InfiniBand, Omni-Path, usNIC, etc) HCAs ([HWLOC\\_OBJ\\_OSDEV\\_OPENFABRICS](#))
  - *mlx5\_0*, *hfi1\_0*, *qib0*, *usnic\_0* (Linux component)
- GPUs ([HWLOC\\_OBJ\\_OSDEV\\_GPU](#))
  - *nvml0* for the first NVML device (NVML component, using the NVIDIA Management Library)
  - *:0.0* for the first display (GL component, using the NV-CONTROL X extension library, NVCtrl)
- Co-Processors ([HWLOC\\_OBJ\\_OSDEV\\_COPROC](#))
  - *opencl0d0* for the first device of the first OpenCL platform, *opencl1d3* for the fourth device of the second OpenCL platform (OpenCL component)
  - *cuda0* for the first NVIDIA CUDA device (CUDA component, using the NVIDIA CUDA Library)
  - *mic0* for the first Intel Xeon Phi (MIC) coprocessor (Linux component)
- DMA engine channel ([HWLOC\\_OBJ\\_OSDEV\\_DMA](#))
  - *dma0chan0* (Linux component) when all OS devices are enabled ([HWLOC\\_TYPE\\_FILTER\\_KEEP\\_ALL](#))

Note that some PCI devices may contain multiple software devices (see the example below).

See also [Interoperability With Other Software](#) for managing these devices without considering them as hwloc objects.

## 7.4 PCI devices and bridges

A PCI hierarchy is usually organized as follows: A hostbridge object ( `HWLOC_OBJ_BRIDGE` object with upstream type *Host* and downstream type *PCI*) is attached below a normal object (usually the entire machine or a NUMA node). There may be multiple hostbridges in the machine, attached to different places, but all PCI devices are below one of them (unless the Bridge object type is filtered-out).

Each hostbridge contains one or several children, either other bridges (usually PCI to PCI) or PCI devices (`HWLOC_OBJ_PCI_DEVICE`). The number of bridges between the hostbridge and a PCI device depends on the machine.

## 7.5 Consulting I/O devices and binding

I/O devices may be consulted by traversing the topology manually (with usual routines such as `hwloc_get_obj_by_type()`) or by using dedicated helpers (such as `hwloc_get_pcidev_by_busid()`, see [Finding I/O objects](#)).

I/O objects do not actually contain any locality information because their CPU sets and node sets are NULL. Their locality must be retrieved by walking up the object tree (through the `parent` link) until a non-I/O object is found (see `hwloc_get_non_io_ancestor_obj()`). This normal object should have non-NULL CPU sets and node sets which describe the processing units and memory that are immediately close to the I/O device. For instance the path from a OS device to its locality may go across a PCI device parent, one or several bridges, up to a Package node with the same locality.

Command-line tools are also aware of I/O devices. `lstopo` displays the interesting ones by default (passing `--no-io` disables it).

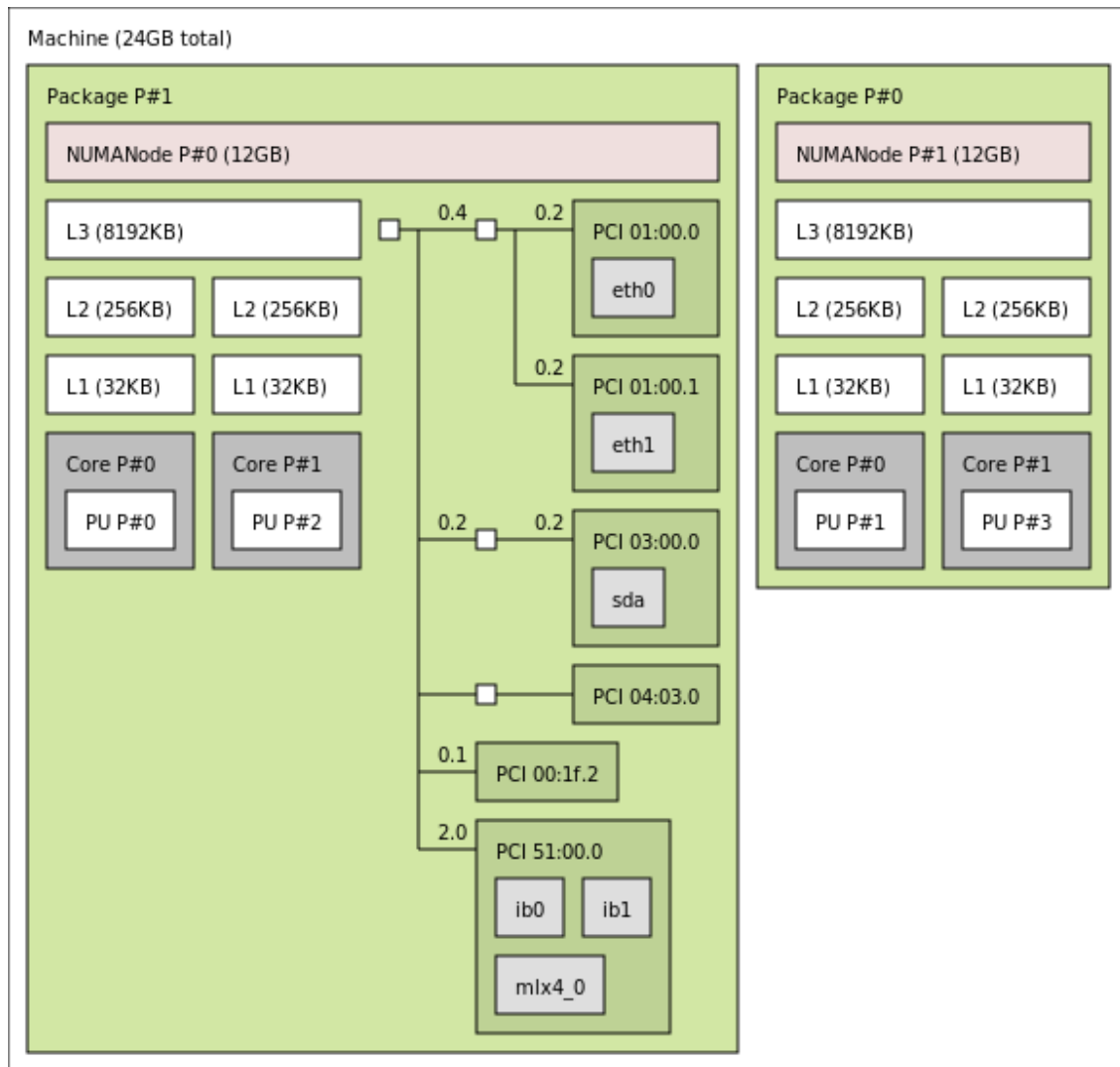
`hwloc-calc` and `hwloc-bind` may manipulate I/O devices specified by PCI bus ID or by OS device name.

- `pci=0000:02:03.0` is replaced by the set of CPUs that are close to the PCI device whose bus ID is given.
- `os=eth0` is replaced by CPUs that are close to the I/O device whose software handle is called `eth0`.

This enables easy binding of I/O-intensive applications near the device they use.

## 7.6 Examples

The following picture shows a dual-package dual-core host whose PCI bus is connected to the first package and NUMA node.



Six interesting PCI devices were discovered. However, hwloc found some corresponding software devices (*eth0*, *eth1*, *sda*, *mlx4\_0*, *ib0*, and *ib1*) for only four of these physical devices. The other ones (*PCI 102b:0532* and *PCI 8086:3a20*) are an unused IDE controller (no disk attached) and a graphic card (no corresponding software device reported to the user by the operating system).

On the contrary, it should be noted that three different software devices were found for the last PCI device (*PCI 15b3:634a*). Indeed this OpenFabrics HCA PCI device object contains one OpenFabrics software device (*mlx4\_0*) and two virtual network interface software devices (*ib0* and *ib1*).

Here is the corresponding textual output:

```
Machine (24GB total)
  Package L#0
    NUMANode L#0 (P#0 12GB)
    L3 L#0 (8192KB)
      L2 L#0 (256KB) + L1 L#0 (32KB) + Core L#0 + PU L#0 (P#0)
      L2 L#1 (256KB) + L1 L#1 (32KB) + Core L#1 + PU L#1 (P#2)
    HostBridge
    PCIBridge
      PCI 01:00.0 (Ethernet)
        Net "eth0"
      PCI 01:00.1 (Ethernet)
```

```
    Net "eth1"
  PCIBridge
    PCI 03:00.0 (RAID)
    Block "sda"
  PCIBridge
    PCI 04:03.0 (VGA)
    PCI 00:1f.2 (IDE)
    PCI 51:00.0 (InfiniBand)
    Net "ib0"
    Net "ib1"
    Net "mlx4_0"
Package L#1
  NUMANode L#1 (P#1 12GB)
  L3 L#1 (8192KB)
    L2 L#2 (256KB) + L1 L#2 (32KB) + Core L#2 + PU L#2 (P#1)
    L2 L#3 (256KB) + L1 L#3 (32KB) + Core L#3 + PU L#3 (P#3)
```



## **Chapter 8**

### **Miscellaneous objects**

hwloc topologies may be annotated with Misc objects (of type `HWLOC_OBJ_MISC`) either automatically or by the user. This is an flexible way to annotate topologies with large sets of information since Misc objects may be inserted anywhere in the topology (to annotate specific objects or parts of the topology), even below other Misc objects, and each of them may contain multiple attributes (see also [How do I annotate the topology with private notes?](#)).

These Misc objects may have a `subtype` field to replace `Misc` with something else in the `lstopo` output.

## 8.1 Misc objects added by hwloc

hwloc only uses Misc objects when other object types are not sufficient, and when the Misc object type is not filtered-out anymore. This currently includes:

- Memory modules (DIMMs), on Linux when privileged and when `dmi-sysfs` is supported by the kernel. These objects have a `subtype` field of value `MemoryModule`. They are currently always attached to the root object. Their attributes describe the DIMM vendor, model, etc. `lstopo -v` displays them as:

```
Misc(MemoryModule) (P#1 DeviceLocation="Bottom-Slot 2(right)" BankLocation="BANK
 2" Vendor=Elpida SerialNumber=21733667 AssetTag=9876543210 PartNumber="EBJ81UG8EF
U0-GN-F ")
```

- Displaying process binding in `lstopo --top`. These objects have a `subtype` field of value `Process` and a name attribute made of their PID and program name. They are attached below the object they are bound to. The textual `lstopo` displays them as:

```
PU L#0 (P#0)
  Misc(Process) 4445 myprogram
```

## 8.2 Annotating topologies with Misc objects

The user may annotate hwloc topologies with its own Misc objects. This can be achieved with `hwloc_topology_insert_misc_object()` as well as `hwloc-annotate` command-line tool.

## **Chapter 9**

# **Object attributes**

## 9.1 Normal attributes

hwloc objects have many generic attributes in the `hwloc_obj` structure, for instance their `logical_index` or `os_index` (see [Should I use logical or physical/OS indexes? and how?](#)), `depth` or `name`.

The kind of object is first described by the `obj->type` generic attribute (an integer). OS devices also have a specific `obj->attr->osdev.type` integer for distinguishing between NICs, GPUs, etc. Objects may also have an optional `obj->subtype` pointing to a better description string. For instance subtype is useful to say what Group objects are actually made of (e.g. *Book* for Linux S/390 books). It may also specify that a Block OS device is a *Disk*, or that a CoProcessor OS device is a *CUDA* device. This subtype is displayed by `lstopo` either in place or after the main `obj->type` attribute. NUMA nodes that correspond GPU memory may also have *GPUMemory* as subtype.

Each object also contains an `attr` field that, if non NULL, points to a union `hwloc_obj_attr_u` of type-specific attribute structures. For instance, a L2Cache object `obj` contains cache-specific information in `obj->attr->cache`, such as its size and associativity, cache type. See `hwloc_obj_attr_u` for details.

## 9.2 Custom string infos

Aside of these generic attribute fields, hwloc annotates many objects with string attributes that are made of a key and a value. Each object contains a list of such pairs that may be consulted manually (looking at the object `infos` array field) or using the `hwloc_obj_get_info_by_name()`. The user may additionally add new key-value pairs to any object using `hwloc_obj_add_info()` or the `hwloc-annotate` program.

Here is a non-exhaustive list of attributes that may be automatically added by hwloc. Note that these attributes heavily depend on the ability of the operating system to report them. Many of them will therefore be missing on some OS.

### 9.2.1 Hardware Platform Information

These info attributes are attached to the root object (Machine).

**PlatformName, PlatformModel, PlatformVendor, PlatformBoardID, PlatformRevision,**

**SystemVersionRegister, ProcessorVersionRegister (Machine)** Some POWER/PowerPC-specific attributes describing the platform and processor. Currently only available on Linux. Usually added to Package objects, but can be in Machine instead if hwloc failed to discover any package.

**DMIBoardVendor, DMIBoardName, etc.** DMI hardware information such as the motherboard and chassis models and vendors, the BIOS revision, etc., as reported by Linux under `/sys/class/dmi/id/`.

**MemoryMode, ClusterMode** Intel Xeon Phi processor configuration modes. Available if `hwloc-dump-hwdata` was used (see [Why do I need hwloc-dump-hwdata for memory on Intel Xeon Phi processor?](#)) or if hwloc managed to guess them from the NUMA configuration.

The memory mode may be *Cache*, *Flat*, *Hybrid50* (half the MCDRAM is used as a cache) or *Hybrid25* (25% of MCDRAM as cache). The cluster mode may be *Quadrant*, *Hemisphere*, *All2All*, *SNC2* or *SNC4*. See `doc/examples/get-knl-modes.c` in the source directory for an example of retrieving these attributes.

### 9.2.2 Operating System Information

These info attributes are attached to the root object (Machine).

**OSName, OSRelease, OSVersion, HostName, Architecture** The operating system name, release, version, the hostname and the architecture name, as reported by the Unix `uname` command.

**LinuxCgroup** The name the Linux control group where the calling process is placed.

### 9.2.3 hwloc Information

Unless specified, these info attributes are attached to the root object (Machine).

**Backend (topology root, or specific object added by that backend)** The name of the hwloc backend/component that filled the topology. If several components were combined, multiple Backend keys may exist, with different values, for instance `x86` and `Linux` in the root object and `CUDA` in CUDA OS device objects.

**SyntheticDescription** The description string that was given to hwloc to build this synthetic topology.

**hwlocVersion** The version number of the hwloc library that was used to generate the topology. If the topology was loaded from XML, this is not the hwloc version that loaded it, but rather the first hwloc instance that exported the topology to XML earlier.

**ProcessName** The name of the process that contains the hwloc library that was used to generate the topology. If the topology was from XML, this is not the hwloc process that loaded it, but rather the first process that exported the topology to XML earlier.

### 9.2.4 CPU Information

These info attributes are attached to Package objects, or to the root object (Machine) if package locality information is missing.

**CPUModel** The processor model name.

**CPUVendor, CPUModelNumber, CPUFamilyNumber, CPUStepping** The processor vendor name, model number, family number, and stepping number. Currently available for x86 and Xeon Phi processors on most systems, and for ia64 processors on Linux (except CPUStepping).

**CPURevision** A POWER/PowerPC-specific general processor revision number, currently only available on Linux.

**CPUType** A Solaris-specific general processor type name, such as "i86pc".

### 9.2.5 OS Device Information

These info attributes are attached to OS device objects specified in parentheses.

**Vendor, Model, Revision, SerialNumber, Size, SectorSize (Block OS devices)** The vendor and model names, revision, serial number, size (in kB) and SectorSize (in bytes).

**LinuxDeviceID (Block OS devices)** The major/minor device number such as 8:0 of Linux device.

**GPUVendor, GPUModel (GPU or Co-Processor OS devices)** The vendor and model names of the GPU device.

**OpenCLDeviceType, OpenCLPlatformIndex,**

**OpenCLPlatformName, OpenCLPlatformDeviceIndex (OpenCL OS devices)** The type of OpenCL device, the OpenCL platform index and name, and the index of the device within the platform.

**OpenCLComputeUnits, OpenCLGlobalMemorySize (OpenCL OS devices)** The number of compute units and global memory size (in kB) of an OpenCL device.

**NVIDIAUUID, NVDIASerial (NVML GPU OS devices)** The UUID and Serial of NVIDIA GPUs.

**CUDAMultiProcessors, CUDACoresPerMP,**

**CUDAGlobalMemorySize, CUDAL2CacheSize, CUDASharedMemorySizePerMP (CUDA OS devices)** The number of shared multiprocessors, the number of cores per multiprocessor, the global memory size, the (global) L2 cache size, and size of the shared memory in each multiprocessor of a CUDA device. Sizes are in kB.

**MICSerialNumber (MIC coprocessor OS device)** The serial number of an Intel Xeon Phi (MIC) coprocessor. `hwloc` may run either inside the coprocessor itself, or on the host processor. That attribute is set in both cases, so that the exact same coprocessor may be identified from both point of views, even if there are multiple nodes with multiple MICs. When running `hwloc` on the host, each `hwloc` OS device object that corresponds to a Xeon Phi gets such an attribute. When running `hwloc` inside a Xeon Phi coprocessor, the root of the topology (Machine object) gets this attribute.

**MICFamily, MICSKU, MICActiveCores, MICMemorySize (MIC coprocessor OS device)** The family, SKU (model), number of active cores, and memory size (in kB) of an Intel Xeon Phi (MIC) coprocessor.

**Address, Port (Network interface OS devices)** The MAC address and the port number of a software network interface, such as `eth4` on Linux.

**NodeGUID, SysImageGUID, Port1State, Port2LID, Port2LMC, Port3GID1 (OpenFabrics OS devices)** The node GUID and GUID mask, the state of a port #1 (value is 4 when active), the LID and LID mask count of port #2, and GID #1 of port #3.

## 9.2.6 Other Object-specific Information

These info attributes are attached to objects specified in parentheses.

**DAXDevice (NUMA Nodes)** The name of the Linux DAX device that was used to expose a non-volatile memory region as a volatile NUMA node.

**PCIBusID (GPUMemory NUMA Nodes)** The PCI bus ID of the GPU whose memory is exposed in this NUMA node.

**Inclusive (Caches)** The inclusiveness of a cache (1 if inclusive, 0 otherwise). Currently only available on x86 processors.

**SolarisProcessorGroup (Group)** The Solaris `kstat` processor group name that was used to build this Group object.

**PCIVendor, PCIdevice (PCI devices and bridges)** The vendor and device names of the PCI device.

**PCISlot (PCI devices or Bridges)** The name/number of the physical slot where the device is plugged. If the physical device contains PCI bridges above the actual PCI device, the attribute may be attached to the highest bridge (i.e. the first object that actually appears below the physical slot).

**Vendor, AssetTag, PartNumber, DeviceLocation, BankLocation (MemoryModule Misc objects)** Information about memory modules (DIMMs) extracted from SMBIOS.

### 9.2.7 User-Given Information

Here is a non-exhaustive list of user-provided info attributes that have a special meaning:

**lstopoStyle** Enforces the style of an object (background and text colors) in the graphical output of lstopo.  
See CUSTOM COLORS in the lstopo(1) manpage for details.





## **Chapter 10**

# **Importing and exporting topologies from/to XML files**

hwloc offers the ability to export topologies to XML files and reload them later. This is for instance useful for loading topologies faster (see [I do not want hwloc to rediscover my enormous machine topology every time I rerun a process](#)), manipulating other nodes' topology, or avoiding the need for privileged processes (see [Does hwloc require privileged access?](#)).

Topologies may be exported to XML files thanks to `hwloc_topology_export_xml()`, or to a XML memory buffer with `hwloc_topology_export_xmlbuffer()`. The `lstopo` program can also serve as a XML topology export tool.

XML topologies may then be reloaded later with `hwloc_topology_set_xml()` and `hwloc_topology_set_xmlbuffer()`. The `HWLOC_XMLFILE` environment variable also tells hwloc to load the topology from the given XML file (see [Environment Variables](#)).

**Note:**

Loading XML topologies disables binding because the loaded topology may not correspond to the physical machine that loads it. This behavior may be reverted by asserting that loaded file really matches the underlying system with the `HWLOC_THISSYSTEM` environment variable or the `HWLOC_TOPOLOGY_FLAG_IS_THISSYSTEM` topology flag.

The topology flag `HWLOC_TOPOLOGY_FLAG_THISSYSTEM_ALLOWED_RESOURCES` may be used to load a XML topology that contains the entire machine and restrict it to the part that is actually available to the current process (e.g. when Linux Cgroup/Cpuset are used to restrict the set of resources).

hwloc also offers the ability to export/import [Topology differences](#).

XML topology files are not localized. They use a dot as a decimal separator. Therefore any exported topology can be reloaded on any other machine without requiring to change the locale.

XML exports contain all details about the platform. It means that two very similar nodes still have different XML exports (e.g. some serial numbers or MAC addresses are different). If a less precise exporting/importing is required, one may want to look at [Synthetic topologies](#) instead.

## 10.1 libxml2 and minimalistic XML backends

hwloc offers two backends for importing/exporting XML.

First, it can use the `libxml2` library for importing/exporting XML files. It features full XML support, for instance when those files have to be manipulated by non-hwloc software (e.g. a XSLT parser). The `libxml2` backend is enabled by default if `libxml2` development headers are available (the relevant development package is usually `libxml2-devel` or `libxml2-dev`).

If `libxml2` is not available at configure time, or if `--disable-libxml2` is passed, hwloc falls back to a custom backend. Contrary to the aforementioned full XML backend with `libxml2`, this minimalistic XML backend cannot be guaranteed to work with external programs. It should only be assumed to be compatible with the same hwloc release (even if using the `libxml2` backend). Its advantage is, however, to always be available without requiring any external dependency.

If `libxml2` is available but the core hwloc library should not directly depend on it, the `libxml2` support may be built as a dynamicall-loaded plugin. One should pass `--enable-plugins` to enable plugin support (when supported) and build as plugins all component that support it. Or pass `--enable-plugins=xml_libxml` to only build this `libxml2` support as a plugin.

## 10.2 XML import error management

Importing XML files can fail at least because of file access errors, invalid XML syntax, non-hwloc-valid XML contents, or incompatibilities between hwloc releases (see [Are XML topology files compatible be-](#)

tween hwloc releases?).

Both backend cannot detect all these errors when the input XML file or buffer is selected (when `hwloc_topology_set_xml()` or `hwloc_topology_set_xmlbuffer()` is called). Some errors such non-hwloc-valid contents can only be detected later when loading the topology with `hwloc_topology_load()`.

It is therefore strongly recommended to check the return value of both `hwloc_topology_set_xml()` (or `hwloc_topology_set_xmlbuffer()`) and `hwloc_topology_load()` to handle all these errors.



## **Chapter 11**

# **Synthetic topologies**

hwloc may load fake or remote topologies so as to consult them without having the underlying hardware available. Aside from loading XML topologies, hwloc also enables the building of *synthetic* topologies that are described by a single string listing the arity of each levels.

For instance, `lstopo` may create a topology made of 2 packages, containing a single NUMA node and a L2 cache above two single-threaded cores:

```
$ lstopo -i "pack:2 node:1 l2:1 core:2 pu:1" -
Machine (2048MB)
  Package L#0
    NUMANode L#0 (P#0 1024MB)
    L2 L#0 (4096KB)
      Core L#0 + PU L#0 (P#0)
      Core L#1 + PU L#1 (P#1)
  Package L#1
    NUMANode L#1 (P#1 1024MB)
    L2 L#1 (4096KB)
      Core L#2 + PU L#2 (P#2)
      Core L#3 + PU L#3 (P#3)
```

Replacing `-` with `file.xml` in this command line will export this topology to XML as usual.

**Note:**

Synthetic topologies offer a very basic way to export a topology and reimport it on another machine. It is a lot less precise than XML but may still be enough when only the hierarchy of resources matters.

## 11.1 Synthetic description string

Each item in the description string gives the type of the level and the number of such children under each object of the previous level. That is why the above topology contains 4 cores (2 cores times 2 nodes).

These type names must be written as `numanode`, `package`, `core`, `l2u`, `l1i`, `pu`, `group` (`hwloc_obj_type_sscanf()` is used for parsing the type names). They do not need to be written case-sensitively, nor entirely (as long as there is no ambiguity, 2 characters such as `ma` select a Machine level). Note that I/O and Misc objects are not available.

Instead of specifying the type of each level, it is possible to just specify the arities and let hwloc choose all types according to usual topologies. The following examples are therefore equivalent:

```
$ lstopo -i "2 3 4 5 6"
$ lstopo -i "Package:2 NUMANode:3 L2Cache:4 Core:5 PU:6"
```

NUMA nodes are handled in a special way since they are not part of the main CPU hierarchy but rather attached below it as memory children. Thus, `NUMANode:3` actually means `Group:3` where one NUMA node is attached below each group. These groups are merged back into the parent when possible (typically when a single NUMA node is requested below each parent).

It is also possible to explicitly attach NUMA nodes to specific levels. For instance, a topology similar to an Intel Xeon Phi processor (with 2 NUMA nodes per 16-core group) may be created with:

```
$ lstopo -i "package:1 group:4 [numa] [numa] core:16 pu:4"
```

The root object does not appear in the synthetic description string since it is always a Machine object. Therefore the Machine type is disallowed in the description as well.

A NUMA level (with a single NUMA node) is automatically added if needed.

Each item may be followed by parentheses containing a list of space-separated attributes. For instance:

- `L2iCache:2 (size=32kB)` specifies 2 children of 32kB level-2 instruction caches. The size may be specified in bytes (without any unit suffix) or as TB, GB, MB or kB.
- `NUMANode:3 (memory=16MB)` specifies 3 NUMA nodes with 16MB each. The size may be specified in bytes (without any unit suffix) or as TB, GB, MB or kB.
- `PU:2 (indexes=0,2,1,3)` specifies 2 PU children and the full list of OS indexes among the entire set of 4 PU objects.
- `PU:2 (indexes=numa:core)` specifies 2 PU children whose OS indexes are interleaved by NUMA node first and then by package.
- Attributes in parentheses at the very beginning of the description apply to the root object.

## 11.2 Loading a synthetic topology

Aside from `lstopo`, the `hwloc` programming interface offers the same ability by passing the synthetic description string to `hwloc_topology_set_synthetic()` before `hwloc_topology_load()`.

Synthetic topologies are created by the `synthetic` component. This component may be enabled by force by setting the `HWLOC_SYNTHETIC` environment variable to something such as `node:2 core:3 pu:4`.

Loading a synthetic topology disables binding support since the topology usually does not match the underlying hardware. Binding may be reenabled as usual by setting `HWLOC_THISSYSTEM=1` in the environment or by setting the `HWLOC_TOPOLOGY_FLAG_IS_THISSYSTEM` topology flag.

## 11.3 Exporting a topology as a synthetic string

The function `hwloc_topology_export_synthetic()` may export a topology as a synthetic string. It offers a convenient way to quickly describe the contents of a machine. The `lstopo` tool may also perform such an export by forcing the output format.

```
$ lstopo --of synthetic --no-io
Package:1 L3Cache:1 L2Cache:2 L1dCache:1 L1iCache:1 Core:1 PU:2
```

The exported string may be passed back to `hwloc` for recreating another similar topology (see also [Are synthetic strings compatible between hwloc releases?](#)). The entire tree will be similar, but some attributes such as the processor model will be missing.

Such an export is only possible if the topology is totally symmetric. It means that the `symmetric_subtree` field of the root object is set. Also memory children should be attached in a symmetric way (e.g. the same number of memory children below each Package object, etc.). However, I/O devices and Misc objects are ignored when looking at symmetry and exporting the string.





## **Chapter 12**

# **Interoperability With Other Software**

Although hwloc offers its own portable interface, it still may have to interoperate with specific or non-portable libraries that manipulate similar kinds of objects. hwloc therefore offers several specific "helpers" to assist converting between those specific interfaces and hwloc.

Some external libraries may be specific to a particular OS; others may not always be available. The hwloc core therefore generally does not explicitly depend on these types of libraries. However, when a custom application uses or otherwise depends on such a library, it may optionally include the corresponding hwloc helper to extend the hwloc interface with dedicated helpers.

Most of these helpers use structures that are specific to these external libraries and only meaningful on the local machine. If so, the helper requires the input topology to match the current machine. Some helpers also require I/O device discovery to be supported and enabled for the current topology.

**Linux specific features** [hwloc/linux.h](#) offers Linux-specific helpers that utilize some non-portable features of the Linux system, such as binding threads through their thread ID ("tid") or parsing kernel CPU mask files.

**Linux libnuma** [hwloc/linux-libnuma.h](#) provides conversion helpers between hwloc CPU sets and libnuma-specific types, such as bitmasks. It helps you use libnuma memory-binding functions with hwloc CPU sets.

**Glibc** [hwloc/glibc-sched.h](#) offers conversion routines between Glibc and hwloc CPU sets in order to use hwloc with functions such as `sched_getaffinity()` or `pthread_attr_setaffinity_np()`.

**OpenFabrics Verbs** [hwloc/openfabrics-verbs.h](#) helps interoperability with the OpenFabrics Verbs interface. For example, it can return a list of processors near an OpenFabrics device. It may also return the corresponding OS device hwloc object for further information (if I/O device discovery is enabled).

**Intel Xeon Phi (MIC)** [hwloc/intel-mic.h](#) helps interoperability with Intel Xeon Phi (MIC) coprocessors by returning the list of processors near these devices. It may also return the corresponding OS device hwloc object for further information (if I/O device discovery is enabled).

**OpenCL** [hwloc/opencl.h](#) enables interoperability with the OpenCL interface. Only the AMD and NVIDIA implementations currently offer locality information. It may return the list of processors near a GPU given as a `cl_device_id`. It may also return the corresponding OS device hwloc object for further information (if I/O device discovery is enabled).

**NVIDIA CUDA** [hwloc/cuda.h](#) and [hwloc/cudart.h](#) enable interoperability with NVIDIA CUDA Driver and Runtime interfaces. For instance, it may return the list of processors near NVIDIA GPUs. It may also return the corresponding OS device hwloc object for further information (if I/O device discovery is enabled).

**NVIDIA Management Library (NVML)** [hwloc/nvml.h](#) enables interoperability with the NVIDIA NVML interface. It may return the list of processors near a NVIDIA GPU given as a `nvmlDevice_t`. It may also return the corresponding OS device hwloc object for further information (if I/O device discovery is enabled).

**NVIDIA displays** [hwloc/gl.h](#) enables interoperability with NVIDIA displays using the NV-CONTROL X extension (NVCtrl library). If I/O device discovery is enabled, it may return the OS device hwloc object that corresponds to a display given as a name such as `:0.0` or given as a port/device pair (server/screen).

**Taskset command-line tool** The taskset command-line tool is widely used for binding processes. It manipulates CPU set strings in a format that is slightly different from hwloc's one (it does not divide the string in fixed-size subsets and separates them with commas). To ease interoperability, hwloc offers routines to convert hwloc CPU sets from/to taskset-specific string format. Most hwloc command-line tools also support the `\--taskset` option to manipulate taskset-specific strings.

## **Chapter 13**

# **Thread Safety**

Like most libraries that mainly fill data structures, hwloc is not thread safe but rather reentrant: all state is held in a `hwloc_topology_t` instance without mutex protection. That means, for example, that two threads can safely operate on and modify two different `hwloc_topology_t` instances, but they should not simultaneously invoke functions that modify the *same* instance. Similarly, one thread should not modify a `hwloc_topology_t` instance while another thread is reading or traversing it. However, two threads can safely read or traverse the same `hwloc_topology_t` instance concurrently.

When running in multiprocessor environments, be aware that proper thread synchronization and/or memory coherency protection is needed to pass hwloc data (such as `hwloc_topology_t` pointers) from one processor to another (e.g., a mutex, semaphore, or a memory barrier). Note that this is not a hwloc-specific requirement, but it is worth mentioning.

For reference, `hwloc_topology_t` modification operations include (but may not be limited to):

**Creation and destruction** `hwloc_topology_init()`, `hwloc_topology_load()`, `hwloc_topology_destroy()` (see [Topology Creation and Destruction](#)) imply major modifications of the structure, including freeing some objects. No other thread cannot access the topology or any of its objects at the same time.

Also references to objects inside the topology are not valid anymore after these functions return.

**Runtime topology modifications** `hwloc_topology_insert_misc_object()`, `hwloc_topology_alloc_group_object()`, and `hwloc_topology_insert_group_object()` (see [Modifying a loaded Topology](#)) may modify the topology significantly by adding objects inside the tree, changing the topology depth, etc.

`hwloc_distances_add()` and `hwloc_distances_remove()` (see [Add or remove distances between objects](#)) modify the list of distance structures in the topology, and the former may even insert new Group objects.

`hwloc_topology_restrict()` modifies the topology even more dramatically by removing some objects.

Although references to former objects *may* still be valid after insertion or restriction, it is strongly advised to not rely on any such guarantee and always re-consult the topology to reacquire new instances of objects.

**Consulting distances** `hwloc_distances_get()` and its variants are thread-safe except if the topology was recently modified (because distances may involve objects that were removed).

Whenever the topology is modified (see above), one dummy (but valid) `hwloc_distances_get()` call should be performed in the same thread-safe context to force the refresh of internal distances structures.

Once this refresh has been performed, multiple `hwloc_distances_get()` may then be performed concurrently by multiple threads.

**Locating topologies** `hwloc_topology_set_*` (see [Topology Detection Configuration and Query](#)) do not modify the topology directly, but they do modify internal structures describing the behavior of the upcoming invocation of `hwloc_topology_load()`. Hence, all of these functions should not be used concurrently.

## **Chapter 14**

# **Components and plugins**

hwloc is organized in components that are responsible for discovering objects. Depending on the topology configuration, some components will be used, some will be ignored. The usual default is to enable the native operating system component, (e.g. `linux` or `solaris`) and the `pci` miscellaneous component. If available, an architecture-specific component (such as `x86`) may also improve the topology detection.

If a XML topology is loaded, the `xml` discovery component will be used instead of all other components. It internally uses a specific class of components for the actual XML import/export routines (`xml_libxml` and `xml_nolibxml`) but these will not be discussed here (see [libxml2](#) and [minimalistic XML backends](#)).

## 14.1 Components enabled by default

The hwloc core contains a list of components sorted by priority. Each one is enabled as long as it does not conflict with the previously enabled ones. This includes native operating system components, architecture-specific ones, and if available, I/O components such as `pci`.

Usually the native operating system component (when it exists, e.g. `linux` or `aix`) is enabled first. Then hwloc looks for an architecture specific component (e.g. `x86`). Finally there also exist a basic component (`no_os`) that just tries to discover the number of PUs in the system.

Each component discovers as much topology information as possible. Most of them, including most native OS components, do nothing unless the topology is still empty. Some others, such as `x86` and `pci`, can complete and annotate what other backends found earlier. Discovery is performed by phases: CPUs are first discovered, then memory is attached, then PCI, etc.

Default priorities ensure that clever components are invoked first. Native operating system components have higher priorities, and are therefore invoked first, because they likely offer very detailed topology information. If needed, it will be later extended by architecture-specific information (e.g. from the `x86` component).

If any configuration function such as `hwloc_topology_set_xml()` is used before loading the topology, the corresponding component is enabled first. Then, as usual, hwloc enables any other component (based on priorities) that does not conflict.

Certain components that manage a virtual topology, for instance XML topology import or synthetic topology description, conflict with all other components. Therefore, one of them may only be loaded (e.g. with `hwloc_topology_set_xml()`) if no other component is enabled.

The environment variable `HWLOC_COMPONENTS_VERBOSE` may be set to get verbose messages about component registration (including their priority) and enabling.

## 14.2 Selecting which components to use

If no topology configuration functions such as `hwloc_topology_set_synthetic()` have been called, plugins may be selected with environment variables such as `HWLOC_XMLFILE`, `HWLOC_SYNTHETIC`, `HWLOC_FSROOT`, or `HWLOC_CPUID_PATH` (see [Environment Variables](#)).

Finally, the environment variable `HWLOC_COMPONENTS` resets the list of selected components. If the variable is set and empty (or set to a single comma separating nothing, since some operating systems do not accept empty variables), the normal plugin priority order is used.

If the variable is set to `x86` in this variable will cause the `x86` component to take precedence over any other component, including the native operating system component. It is therefore loaded first, before hwloc tries to load all remaining non-conflicting components. In this case, `x86` would take care of discovering everything it supports, instead of only completing what the native OS information. This may be useful if the native component is buggy on some platforms.

It is possible to prevent some components from being loaded by prefixing their name with `-` in the list. For instance `x86,-pci` will load the `x86` component, then let `hwloc` load all the usual components except `pci`. A single component phase may also be blacklisted, for instance with `-linux:io`. `hwloc_topology_set_components()` may also be used inside the program to prevent the loading of a specific component (or phases) for the target topology.

It is possible to prevent all remaining components from being loaded by placing `stop` in the environment variable. Only the components listed before this keyword will be enabled.

## 14.3 Loading components from plugins

Components may optionally be built as plugins so that the `hwloc` core library does not directly depend on their dependencies (for instance the `libpciaccess` library). Plugin support may be enabled with the `--enable-plugins` configure option. All components buildable as plugins will then be built as plugins. The configure option may be given a comma-separated list of component names to specify the exact list of components to build as plugins.

Plugins are built as independent dynamic libraries that are installed in `$libdir/hwloc`. All plugins found in this directory are loaded during `topology_init()` (unless blacklisted in `HWLOC_PLUGINS_BLACKLIST`, see [Environment Variables](#)). A specific list of directories (colon-separated) to scan may be specified in the `HWLOC_PLUGINS_PATH` environment variable.

Note that loading a plugin just means that the corresponding component is registered to the `hwloc` core. Components are then only enabled if the topology configuration requests it, as explained in the previous sections.

Also note that plugins should carefully be enabled and used when embedding `hwloc` in another project, see [Embedding hwloc in Other Software](#) for details.

## 14.4 Existing components and plugins

All components distributed within `hwloc` are listed below. The list of actually available components may be listed at running with the `HWLOC_COMPONENTS_VERBOSE` environment variable (see [Environment Variables](#)).

- linux** The official component for discovering CPU, memory and I/O devices on Linux. It discovers PCI devices without the help of external libraries such as `libpciaccess`, but requires the `pci` component for adding vendor/device names to PCI objects. It also discovers many kinds of Linux-specific OS devices.
- aix, darwin, freebsd, hpux, netbsd, solaris, windows** Each officially supported operating system has its own native component, which is statically built when supported, and which is used by default.
- x86** The x86 architecture (either 32 or 64 bits) has its own component that may complete or replace the previously-found CPU information. It is statically built when supported.
- bgq** This component is specific to IBM BlueGene/Q compute node (running CNK). It is built and enabled by default when `--host=powerpc64-bgq-linux` is passed to `configure` (see [How do I build hwloc for BlueGene/Q?](#)).
- no\_os** A basic component that just tries to detect the number of processing units in the system. It mostly serves on operating systems that are not natively supported. It is always statically built.
- pci** PCI object discovery uses the external `pciaccess` library (aka `libpciaccess`); see [I/O Devices](#). It may also annotate existing PCI devices with vendor and device names. **It may be built as a plugin.**

- opencl** The OpenCL component creates co-processor OS device objects such as *opencl0d0* (first device of the first OpenCL platform) or *opencl1d3* (fourth device of the second platform). Only the AMD OpenCL implementation currently offers locality information. **It may be built as a plugin.**
- cuda** This component creates co-processor OS device objects such as *cuda0* that correspond to NVIDIA GPUs used with CUDA library. **It may be built as a plugin.**
- nvml** Probing the NVIDIA Management Library creates OS device objects such as *nvml0* that are useful for batch schedulers. It also detects the actual PCIe link bandwidth without depending on power management state and without requiring administrator privileges. **It may be built as a plugin.**
- gl** Probing the NV-CONTROL X extension (NVCtrl library) creates OS device objects such as *:0.0* corresponding to NVIDIA displays. They are useful for graphical applications that need to place computation and/or data near a rendering GPU. **It may be built as a plugin.**
- synthetic** Synthetic topology support (see [Synthetic topologies](#)) is always built statically.
- xml** XML topology import (see [Importing and exporting topologies from/to XML files](#)) is always built statically. It internally uses one of the XML backends (see [libxml2 and minimalistic XML backends](#)).
- **xml\_nolibxml** is a basic and hwloc-specific XML import/export. It is always statically built.
  - **xml\_libxml** relies on the external libxml2 library for providing a feature-complete XML import/export. **It may be built as a plugin.**
- fake** A dummy plugin that does nothing but is used for debugging plugin support.



## **Chapter 15**

# **Embedding hwloc in Other Software**

It can be desirable to include hwloc in a larger software package (be sure to check out the LICENSE file) so that users don't have to separately download and install it before installing your software. This can be advantageous to ensure that your software uses a known-tested/good version of hwloc, or for use on systems that do not have hwloc pre-installed.

When used in "embedded" mode, hwloc will:

- not install any header files
- not build any documentation files
- not build or install any executables or tests
- not build `libhwloc.*` -- instead, it will build `libhwloc_embedded.*`

There are two ways to put hwloc into "embedded" mode. The first is directly from the configure command line:

```
shell$ ./configure --enable-embedded-mode ...
```

The second requires that your software project uses the GNU Autoconf / Automake / Libtool tool chain to build your software. If you do this, you can directly integrate hwloc's m4 configure macro into your configure script. You can then invoke hwloc's configuration tests and build setup by calling an m4 macro (see below).

Although hwloc dynamic shared object plugins may be used in embedded mode, the embedder project will have to manually setup `libltdl` in its build system so that hwloc can load its plugins at run time. Also, embedders should be aware of complications that can arise due to public and private linker namespaces (e.g., if the embedder project is loaded into a private namespace and then hwloc tries to dynamically load its plugins, such loading may fail since the hwloc plugins can't find the hwloc symbols they need). The embedder project is **strongly** advised not to use hwloc's dynamically loading plugins / `libltdl` capability.

## 15.1 Using hwloc's M4 Embedding Capabilities

Every project is different, and there are many different ways of integrating hwloc into yours. What follows is *one* example of how to do it.

If your project uses recent versions Autoconf, Automake, and Libtool to build, you can use hwloc's embedded m4 capabilities. We have tested the embedded m4 with projects that use Autoconf 2.65, Automake 1.11.1, and Libtool 2.2.6b. Slightly earlier versions of may also work but are untested. Autoconf versions prior to 2.65 are almost certain to not work.

You can either copy all the `config/hwloc*m4` files from the hwloc source tree to the directory where your project's m4 files reside, or you can tell `aclocal` to find more m4 files in the embedded hwloc's "config" sub-directory (e.g., add `"-Ipath/to/embedded/hwloc/config"` to your `Makefile.am`'s `ACLOCAL_AMFLAGS`).

The following macros can then be used from your configure script (only `HWLOC_SETUP_CORE` *must* be invoked if using the m4 macros):

- `HWLOC_SETUP_CORE(config-dir-prefix, action-upon-success, action-upon-failure, print_banner_or_not)`: Invoke the hwloc configuration tests and setup the hwloc tree to build. The first argument is the prefix to use for `AC_OUTPUT` files -- it's where the hwloc tree is located relative to `$top_srcdir`. Hence, if your embedded hwloc is located in the source tree at `contrib/hwloc`, you should pass `[contrib/hwloc]` as the first argument. If `HWLOC_SETUP_CORE` and the rest of `configure` completes successfully, then "make" traversals of the hwloc tree with standard

Automake targets (all, clean, install, etc.) should behave as expected. For example, it is safe to list the hwloc directory in the SUBDIRS of a higher-level Makefile.am. The last argument, if not empty, will cause the macro to display an announcement banner that it is starting the hwloc core configuration tests.

HWLOC\_SETUP\_CORE will set the following environment variables and AC\_SUBST them: HWLOC\_EMBEDDED\_CFLAGS, HWLOC\_EMBEDDED\_CPPFLAGS, and HWLOC\_EMBEDDED\_LIBS. These flags are filled with the values discovered in the hwloc-specific m4 tests, and can be used in your build process as relevant. The \_CFLAGS, \_CPPFLAGS, and \_LIBS variables are necessary to build libhwloc (or libhwloc\_embedded) itself.

HWLOC\_SETUP\_CORE also sets HWLOC\_EMBEDDED\_LDADD environment variable (and AC\_SUBSTs it) to contain the location of the libhwloc\_embedded.la convenience Libtool archive. It can be used in your build process to link an application or other library against the embedded hwloc library.

**NOTE: If the HWLOC\_SET\_SYMBOL\_PREFIX macro is used, it must be invoked *before* HWLOC\_SETUP\_CORE.**

- **HWLOC\_BUILD\_STANDALONE:** HWLOC\_SETUP\_CORE defaults to building hwloc in an "embedded" mode (described above). If HWLOC\_BUILD\_STANDALONE is invoked *\*before\** HWLOC\_SETUP\_CORE, the embedded definitions will not apply (e.g., libhwloc.la will be built, not libhwloc\_embedded.la).
- **HWLOC\_SET\_SYMBOL\_PREFIX(foo\_):** Tells the hwloc to prefix all of hwloc's types and public symbols with "foo\_"; meaning that function hwloc\_init() becomes foo\_hwloc\_init(). Enum values are prefixed with an upper-case translation if the prefix supplied; HWLOC\_OBJ\_CORE becomes FOO\_hwloc\_OBJ\_CORE. This is recommended behavior if you are including hwloc in middleware -- it is possible that your software will be combined with other software that links to another copy of hwloc. If both uses of hwloc utilize different symbol prefixes, there will be no type/symbol clashes, and everything will compile, link, and run successfully. If you both embed hwloc without changing the symbol prefix and also link against an external hwloc, you may get multiple symbol definitions when linking your final library or application.
- **HWLOC\_SETUP\_DOCS, HWLOC\_SETUP\_UTILS, HWLOC\_SETUP\_TESTS:** These three macros only apply when hwloc is built in "standalone" mode (i.e., they should NOT be invoked unless HWLOC\_BUILD\_STANDALONE has already been invoked).
- **HWLOC\_DO\_AM\_CONDITIONALS:** If you embed hwloc in a larger project and build it conditionally with Automake (e.g., if HWLOC\_SETUP\_CORE is invoked conditionally), you must unconditionally invoke HWLOC\_DO\_AM\_CONDITIONALS to avoid warnings from Automake (for the cases where hwloc is not selected to be built). This macro is necessary because hwloc uses some AM\_CONDITIONALS to build itself, and AM\_CONDITIONALS cannot be defined conditionally. Note that it is safe (but unnecessary) to call HWLOC\_DO\_AM\_CONDITIONALS even if HWLOC\_SETUP\_CORE is invoked unconditionally. If you are not using Automake to build hwloc, this macro is unnecessary (and will actually cause errors because it invoked AM\_\* macros that will be undefined).

**NOTE:** When using the HWLOC\_SETUP\_CORE m4 macro, it may be necessary to explicitly invoke AC\_CANONICAL\_TARGET (which requires config.sub and config.guess) and/or AC\_USE\_SYSTEM\_EXTENSIONS macros early in the configure script (e.g., after AC\_INIT but before AM\_INIT\_AUTOMAKE). See the Autoconf documentation for further information.

Also note that hwloc's top-level configure.ac script uses exactly the macros described above to build hwloc in a standalone mode (by default). You may want to examine it for one example of how these macros are used.

## 15.2 Example Embedding hwloc

Here's an example of integrating with a larger project named `sandbox` that already uses Autoconf, Automake, and Libtool to build itself:

```
# First, cd into the sandbox project source tree
shell$ cd sandbox
shell$ cp -r /somewhere/else/hwloc-<version> my-embedded-hwloc
shell$ edit Makefile.am
1. Add "-Imy-embedded-hwloc/config" to ACLOCAL_AMFLAGS
2. Add "my-embedded-hwloc" to SUBDIRS
3. Add "$(HWLOC_EMBEDDED_LDADD)" and "$(HWLOC_EMBEDDED_LIBS)" to
   sandbox's executable's LDADD line. The former is the name of the
   Libtool convenience library that hwloc will generate. The latter
   is any dependent support libraries that may be needed by
   $(HWLOC_EMBEDDED_LDADD).
4. Add "$(HWLOC_EMBEDDED_CFLAGS)" to AM_CFLAGS
5. Add "$(HWLOC_EMBEDDED_CPPFLAGS)" to AM_CPPFLAGS
shell$ edit configure.ac
1. Add "HWLOC_SET_SYMBOL_PREFIX(sandbox_hwloc_)" line
2. Add "HWLOC_SETUP_CORE([my-embedded-hwloc], [happy=yes], [happy=no])" line
3. Add error checking for happy=no case
shell$ edit sandbox.c
1. Add #include <hwloc.h>
2. Add calls to sandbox_hwloc_init() and other hwloc API functions
```

Now you can bootstrap, configure, build, and run the `sandbox` as normal -- all calls to `"sandbox_hwloc_*`" will use the embedded hwloc rather than any system-provided copy of hwloc.

## **Chapter 16**

# **Frequently Asked Questions**

## 16.1 Concepts

### 16.1.1 I only need binding, why should I use hwloc ?

hwloc is its portable API that works on a variety of operating systems. It supports binding of threads, processes and memory buffers (see [CPU binding](#) and [Memory binding](#)). Even if some features are not supported on some systems, using hwloc is much easier than reimplementing your own portability layer.

Moreover, hwloc provides knowledge of cores and hardware threads. It offers easy ways to bind tasks to individual hardware threads, or to entire multithreaded cores, etc. See [How may I ignore symmetric multithreading, hyper-threading, etc. in hwloc?](#) Most alternative software for binding do not even know whether each core is single-threaded, multithreaded or hyper-threaded. They would bind to individual threads without any way to know whether multiple tasks are in the same physical core.

However, using hwloc comes with an overhead since a topology must be loaded before gathering information and binding tasks or memory. Fortunately this overhead may be significantly reduced by filtering non-interesting information out of the topology. For instance the following code builds a topology that only contains Cores (explicitly filtered-in below), hardware threads (PUs, cannot be filtered-out), NUMA nodes (cannot be filtered-out), and the root object (usually a Machine; the root cannot be removed without breaking the tree).

```
hwloc_topology_t topology;
hwloc_topology_init(&topology);
/* filter everything out */
hwloc_topology_set_all_types_filter(topology, HWLOC_TYPE_FILTER_KEEP_NONE);
/* filter Cores back in */
hwloc_topology_set_type_filter(topology, HWLOC_OBJ_CORE, HWLOC_TYPE_FILTER_KEEP_ALL);
hwloc_topology_load(topology);
```

However, one should remember that filtering such objects out removes locality information from the hwloc tree. For instance, we do not know anymore which PU is close to which NUMA node. This would be useful to applications that explicitly want to place specific memory buffers close to specific tasks. Those applications just need to tell hwloc to keep Group objects that bring structure information:

```
hwloc_topology_set_type_filter(topology, HWLOC_OBJ_GROUP, HWLOC_TYPE_FILTER_KEEP_STRUCTURE);
```

Note that the default configuration is to keep all objects enabled, except I/Os and instruction caches.

### 16.1.2 Should I use logical or physical/OS indexes? and how?

One of the original reasons why hwloc was created is that **physical/OS indexes** (`obj->os_index`) are often crazy and unpredictable: logical processors numbers are usually non-contiguous (processors 0 and 1 are not physically close), they vary from one machine to another, and may even change after a BIOS or system update. This numbers make task placement hardly portable. Moreover some objects have no physical/OS numbers (caches), and some objects have non-unique numbers (core numbers are only unique within a socket). Physical/OS indexes are only guaranteed to exist and be unique for PU and NUMA nodes.

hwloc therefore introduces **logical indexes** (`obj->logical_index`) which are portable, contiguous and logically ordered (based on the resource organization in the locality tree). In general, one should only use logical indexes and just let hwloc do the internal conversion when really needed (when talking to the OS and hardware).

hwloc developers recommends that users do not use physical/OS indexes unless they really know what they are doing. The main reason for still using physical/OS indexes is when interacting with non-hwloc tools such as numactl or taskset, or when reading hardware information from raw sources such as `/proc/cpuinfo`.

lstopo options `-l` and `-p` may be used to switch between logical indexes (prefixed with `L#`) and physical/OS indexes (`P#`). Converting one into the other may also be achieved with `hwloc-calc` which may manipulate either logical or physical indexes as input or output. See also [hwloc-calc](#).

```
# Convert PU with physical number 3 into logical number
$ hwloc-calc -I pu --physical-input --logical-output pu:3
5

# Convert a set of NUMA nodes from logical to physical
# (beware that the output order may not match the input order)
$ hwloc-calc -I numa --logical-input --physical-output numa:2-3 numa:7
0,2,5
```

### 16.1.3 hwloc is only a structural model, it ignores performance models, memory bandwidth, etc.?

`hwloc` is indeed designed to provide applications with a structural model of the platform. This is an orthogonal approach to describing the machine with performance models, for instance using memory bandwidth or latencies measured by benchmarks. We believe that both approaches are important for helping application make the most of the hardware.

For instance, on a dual-processor host with four cores each, `hwloc` clearly shows which four cores are together. Latencies between all pairs of cores of the same processor are likely identical, and also likely lower than the latency between cores of different processors. However, the structural model cannot guarantee such implementation details. On the other side, performance models would reveal such details without always clearly identifying which cores are in the same processor.

The focus of `hwloc` is mainly of the structural modeling side. However, `hwloc` lets user adds performance information to the topology through distances (see [Retrieve distances between objects](#) and [Add or remove distances between objects](#)) or even custom annotations (see [How do I annotate the topology with private notes?](#)). `hwloc` may also use such distance information for grouping objects together (see [hwloc only has a one-dimensional view of the architecture, it ignores distances?](#) and [What are these Group objects in my topology?](#)).

### 16.1.4 hwloc only has a one-dimensional view of the architecture, it ignores distances?

`hwloc` places all objects in a tree. Each level is a one-dimensional view of a set of similar objects. All children of the same object (siblings) are assumed to be equally interconnected (same distance between any of them), while the distance between children of different objects (cousins) is supposed to be larger.

Modern machines exhibit complex hardware interconnects, so this tree may miss some information about the actual physical distances between objects. The `hwloc` topology may therefore be annotated with distance information that may be used to build a more realistic representation (multi-dimensional) of each level. For instance, there can be a distance matrix that representing the latencies between any pair of NUMA nodes if the BIOS and/or operating system reports them.

For more information about the distance API, see [Retrieve distances between objects](#) and [Add or remove distances between objects](#).

### 16.1.5 What are these Group objects in my topology?

`hwloc` comes with a set of predefined object types (Core, Package, NUMA node, Caches) that match the vast majority of hardware platforms. The `HWLOC_OBJ_GROUP` type was designed for cases where this

set is not sufficient. Groups may be used anywhere to add more structure information to the topology, for instance to show that 2 out of 4 NUMA nodes are actually closer than the others. When applicable, the `subtype` field describes why a Group was actually added (see also [Normal attributes](#)).

hwloc currently uses Groups for the following reasons:

- NUMA parents when memory locality does not match any existing object.
- I/O parents when I/O locality does not match any existing object.
- Distance-based groups made of close objects.
- AMD Bulldozer dual-core compute units (`subtype` is `ComputeUnit`, in the x86 backend), but these objects are usually merged with the L2 caches.
- Intel Extended Topology Enumeration levels (in the x86 backend).
- Windows processor groups (unless they contain a single NUMA node, or a single Package, etc.).
- IBM S/390 "Books" on Linux (`subtype` is `Book`).
- AIX unknown hierarchy levels.

hwloc Groups are only kept if no other object has the same locality information. It means that a Group containing a single child is merged into that child. And a Group is merged into its parent if it is its only child. For instance a Windows processor group containing a single NUMA node would be merged with that NUMA node since it already contains the relevant hierarchy information.

When inserting a custom Group with `hwloc_hwloc_topology_insert_group_object()`, this merging may be disabled by setting its `dont_merge` attribute.

### 16.1.6 What happens if my topology is asymmetric?

hwloc supports asymmetric topologies even if most platforms are usually symmetric. For example, there could be different types of processors in a single machine, each with different numbers of cores, symmetric multithreading, or levels of caches.

In practice, asymmetric topologies mostly appear when intermediate groups are added for I/O affinity: on a 4-package machine, an I/O bus may be connected to 2 packages. These packages are below an additional Group object, while the other packages are not (see also [What are these Group objects in my topology?](#)).

To understand how hwloc manages such cases, one should first remember the meaning of levels and cousin objects. All objects of the same type are gathered as horizontal levels with a given depth. They are also connected through the cousin pointers of the `hwloc_obj` structure. Object attribute (cache depth and type, group depth) are also taken in account when gathering objects as horizontal levels. To be clear: there will be one level for L1i caches, another level for L1d caches, another one for L2, etc.

If the topology is asymmetric (e.g., if a group is missing above some processors), a given horizontal level will still exist if there exist any objects of that type. However, some branches of the overall tree may not have an object located in that horizontal level. Note that this specific hole within one horizontal level does not imply anything for other levels. All objects of the same type are gathered in horizontal levels even if their parents or children have different depths and types.

See the diagram in [Terms and Definitions](#) for a graphical representation of such topologies.

Moreover, it is important to understand that a same parent object may have children of different types (and therefore, different depths). **These children are therefore siblings (because they have the same parent), but they are *not* cousins (because they do not belong to the same horizontal level).**



### 16.1.7 What happens to my topology if I disable symmetric multithreading, hyper-threading, etc. in the system?

hwloc creates one PU (processing unit) object per hardware thread. If your machine supports symmetric multithreading, for instance Hyper-Threading, each Core object may contain multiple PU objects:

```
$ lstopo -
...
Core L#0
  PU L#0 (P#0)
  PU L#1 (P#2)
Core L#1
  PU L#2 (P#1)
  PU L#3 (P#3)
```

x86 machines usually offer the ability to disable hyper-threading in the BIOS. Or it can be disabled on the Linux kernel command-line at boot time, or later by writing in sysfs virtual files.

If you do so, the hwloc topology structure does not significantly change, but some PU objects will not appear anymore. No level will disappear, you will see the same number of Core objects, but each of them will contain a single PU now. The PU level does not disappear either (remember that hwloc topologies always contain a PU level at the bottom of the topology) even if there is a single PU object per Core parent.

```
$ lstopo -
...
Core L#0
  PU L#0 (P#0)
Core L#1
  PU L#1 (P#1)
```

### 16.1.8 How may I ignore symmetric multithreading, hyper-threading, etc. in hwloc?

First, see [What happens to my topology if I disable symmetric multithreading, hyper-threading, etc. in the system?](#) for more information about multithreading.

If you need to ignore symmetric multithreading in software, you should likely manipulate hwloc Core objects directly:

```
/* get the number of cores */
unsigned nbcores = hwloc_get_nbobjs_by_type(topology, HWLOC_OBJ_CORE);
...
/* get the third core below the first package */
hwloc_obj_t package, core;
package = hwloc_get_obj_by_type(topology, HWLOC_OBJ_PACKAGE, 0);
core = hwloc_get_obj_inside_cpuset_by_type(topology, package->cpuset,
                                           HWLOC_OBJ_CORE, 2);
```

Whenever you want to bind a process or thread to a core, make sure you singlify its cpuset first, so that the task is actually bound to a single thread within this core (to avoid useless migrations).

```
/* bind on the second core */
hwloc_obj_t core = hwloc_get_obj_by_type(topology, HWLOC_OBJ_CORE, 1);
hwloc_cpuset_t set = hwloc_bitmap_dup(core->cpuset);
hwloc_bitmap_singlify(set);
hwloc_set_cpupbind(topology, set, 0);
hwloc_bitmap_free(set);
```

With hwloc-calc or hwloc-bind command-line tools, you may specify that you only want a single-thread within each core by asking for their first PU object:

```
$ hwloc-calc core:4-7
0x0000ff00
$ hwloc-calc core:4-7.pu:0
0x00005500
```

When binding a process on the command-line, you may either specify the exact thread that you want to use, or ask `hwloc-bind` to singlify the `cpuset` before binding

```
$ hwloc-bind core:3.pu:0 -- echo "hello from first thread on core #3"
hello from first thread on core #3
...
$ hwloc-bind core:3 --single -- echo "hello from a single thread on core #3"
hello from a single thread on core #3
```

## 16.2 Advanced

### 16.2.1 I do not want `hwloc` to rediscover my enormous machine topology every time I rerun a process

Although the topology discovery is not expensive on common machines, its overhead may become significant when multiple processes repeat the discovery on large machines (for instance when starting one process per core in a parallel application). The machine topology usually does not vary much, except if some cores are stopped/restarted or if the administrator restrictions are modified. Thus rediscovering the whole topology again and again may look useless.

For this purpose, `hwloc` offers XML import/export and shared memory features.

XML lets you save the discovered topology to a file (for instance with the `lstopo` program) and reload it later by setting the `HWLOC_XMLFILE` environment variable. The `HWLOC_THISSYSTEM` environment variable should also be set to 1 to assert that loaded file is really the underlying system.

Loading a XML topology is usually much faster than querying multiple files or calling multiple functions of the operating system. It is also possible to manipulate such XML files with the C programming interface, and the import/export may also be directed to memory buffer (that may for instance be transmitted between applications through a package). See also [Importing and exporting topologies from/to XML files](#).

#### Note:

The environment variable `HWLOC_THISSYSTEM_ALLOWED_RESOURCES` may be used to load a XML topology that contains the entire machine and restrict it to the part that is actually available to the current process (e.g. when Linux Cgroup/Cpuset are used to restrict the set of resources). See [Environment Variables](#).

Shared-memory topologies consist in one process exposing its topology in a shared-memory buffer so that other processes (running on the same machine) may use it directly. This has the advantage of reducing the memory footprint since a single topology is stored in physical memory for multiple processes. However, it requires all processes to map this shared-memory buffer at the same virtual address, which may be difficult in some cases. This API is described in [Sharing topologies between processes](#).

### 16.2.2 How many topologies may I use in my program?

`hwloc` lets you manipulate multiple topologies at the same time. However, these topologies consume memory and system resources (for instance file descriptors) until they are destroyed. It is therefore discouraged to open the same topology multiple times.

Sharing a single topology between threads is easy (see [Thread Safety](#)) since the vast majority of accesses are read-only.

If multiple topologies of different (but similar) nodes are needed in your program, have a look at [How to avoid memory waste when manipulating multiple similar topologies?](#).

### 16.2.3 How to avoid memory waste when manipulating multiple similar topologies?

hwloc does not share information between topologies. If multiple similar topologies are loaded in memory, for instance the topologies of different identical nodes of a cluster, lots of information will be duplicated.

[hwloc/diff.h](#) (see also [Topology differences](#)) offers the ability to compute topology differences, apply or unapply them, or export/import to/from XML. However, this feature is limited to basic differences such as attribute changes. It does not support complex modifications such as adding or removing some objects.

### 16.2.4 How do I annotate the topology with private notes?

Each hwloc object contains a `userdata` field that may be used by applications to store private pointers. This field is only valid during the lifetime of these container object and topology. It becomes invalid as soon the topology is destroyed, or as soon as the object disappears, for instance when restricting the topology. The `userdata` field is not exported/imported to/from XML by default since hwloc does not know what it contains. This behavior may be changed by specifying application-specific callbacks with `hwloc_topology_set_userdata_export_callback()` and `hwloc_topology_set_userdata_import_callback()`.

Each object may also contain some *info* attributes (key name and value) that are setup by hwloc during discovery and that may be extended by the user with `hwloc_obj_add_info()` (see also [Object attributes](#)). Contrary to the `userdata` field which is unique, multiple `info` attributes may exist for each object, even with the same name. These attributes are always exported to XML. However, only character strings may be used as key names and values.

It is also possible to insert Misc objects with a custom name anywhere as a leaf of the topology (see [Miscellaneous objects](#)). And Misc objects may have their own `userdata` and `info` attributes just like any other object.

The `hwloc-annotate` command-line tool may be used for adding Misc objects and `info` attributes.

There is also a topology-specific `userdata` pointer that can be used to recognize different topologies by storing a custom pointer. It may be manipulated with `hwloc_topology_set_userdata()` and `hwloc_topology_get_userdata()`.

## 16.3 Caveats

### 16.3.1 Why is hwloc slow?

Building a hwloc topology on a large machine may be slow because the discovery of hundreds of hardware cores or threads takes time (especially when reading thousands of `sysfs` files on Linux). Ignoring some objects (for instance caches) that aren't useful to the current application may improve this overhead (see [I only need binding, why should I use hwloc ?](#)). One should also consider using XML (see [I do not want hwloc to rediscover my enormous machine topology every time I rerun a process](#)) to work around such issues.

Additionally, `lstopo` enables most `hwloc` objects and discovery flags by default so that the output topology is as precise as possible (while `hwloc` disables many of them by default). This includes I/O device discovery through PCI libraries as well as external libraries such as NVML. To speed up `lstopo`, you may disable such features with command-line options such as `\--no-io`.

When NVIDIA GPU probing is enabled with CUDA or NVML, one should make sure that the *Persistent* mode is enabled (with `nvidia-smi -pm 1`) to avoid significant GPU initialization overhead.

When AMD GPU discovery is enabled with OpenCL and `hwloc` is used remotely over `ssh`, some spurious round-trips on the network may significantly increase the discovery time. Forcing the `DISPLAY` environment variable to the remote X server display (usually `:0`) instead of only setting the `COMPUTE` variable may avoid this.

Also remember that these components may be disabled at build-time with configure flags such as `\--disable-opencl`, `\--disable-cuda` or `\--disable-nvml`, and at runtime with the environment variable `HWLOC_COMPONENTS=-opencl,-cuda,-nvml` or with [hwloc\\_topology\\_set\\_components\(\)](#).

### 16.3.2 Does hwloc require privileged access?

`hwloc` discovers the topology by querying the operating system. Some minor features may require privileged access to the operation system. For instance memory module discovery on Linux is reserved to root, and the entire PCI discovery on Solaris and BSDs requires access to some special files that are usually restricted to root (`/dev/pci*` or `/devices/pci*`).

To workaroud this limitation, it is recommended to export the topology as a XML file generated by the administrator (with the `lstopo` program) and make it available to all users (see [Importing and exporting topologies from/to XML files](#)). It will offer all discovery information to any application without requiring any privileged access anymore. Only the necessary hardware characteristics will be exported, no sensitive information will be disclosed through this XML export.

This XML-based model also has the advantage of speeding up the discovery because reading a XML topology is usually much faster than querying the operating system again.

The utility `hwloc-dump-hwdata` is also involved in gathering privileged information at boot time and making it available to non-privileged users (note that this may require a specific SELinux MLS policy module). However, it only applies to Intel Xeon Phi processors for now (see [Why do I need hwloc-dump-hwdata for memory on Intel Xeon Phi processor?](#)). See also `HWLOC_DUMPED_HWDATA_DIR` in [Environment Variables](#) for details about the location of dumped files.

### 16.3.3 What should I do when hwloc reports "operating system" warnings?

When the operating system reports invalid locality information (because of either software or hardware bugs), `hwloc` may fail to insert some objects in the topology because they cannot fit in the already built tree of resources. If so, `hwloc` will report a warning like the following. The object causing this error is ignored, the discovery continues but the resulting topology will miss some objects and may be asymmetric (see also [What happens if my topology is asymmetric?](#)).

```
*****
* hwloc received invalid information from the operating system.
*
* L3 (cpuset 0x000003f0) intersects with NUMANode (P#0 cpuset 0x000003f) without inclusion!
* Error occurred in topology.c line 940
*
* Please report this error message to the hwloc user's mailing list,
* along with the files generated by the hwloc-gather-topology script.
*
```

```
* hwloc will now ignore this invalid topology information and continue.
*****
```

These errors are common on large AMD platforms because of BIOS and/or Linux kernel bugs causing invalid L3 cache information. In the above example, the hardware reports a L3 cache that is shared by 2 cores in the first NUMA node and 4 cores in the second NUMA node. That's wrong, it should actually be shared by all 6 cores in a single NUMA node. The resulting topology will miss some L3 caches.

If your application does not care about cache sharing, or if you do not plan to request cache-aware binding in your process launcher, you may likely ignore this error (and hide it by setting `HWLOC_HIDE_ERRORS=1` in your environment).

Some platforms report similar warnings about conflicting Packages and NUMANodes.

On x86 hosts, passing `HWLOC_COMPONENTS=x86` in the environment may workaround some of these issues by switching to a different way to discover the topology.

Upgrading the BIOS and/or the operating system may help. Otherwise, as explained in the message, reporting this issue to the hwloc developers (by sending the tarball that is generated by the `hwloc-gather-topology` script on this platform) is a good way to make sure that this is a software (operating system) or hardware bug (BIOS, etc).

See also [Questions and Bugs](#). Opening an issue on GitHub automatically displays hints on what information you should provide when reporting such bugs.

### 16.3.4 Why does Valgrind complain about hwloc memory leaks?

If you are debugging your application with Valgrind, you want to avoid memory leak reports that are caused by hwloc and not by your program.

hwloc itself is often checked with Valgrind to make sure it does not leak memory. However, some global variables in hwloc dependencies are never freed. For instance `libz` allocates its global state once at startup and never frees it so that it may be reused later. Some `libxml2` global state is also never freed because hwloc does not know whether it can safely ask `libxml2` to free it (the application may also be using `libxml2` outside of hwloc).

These unfreed variables cause leak reports in Valgrind. hwloc installs a Valgrind *suppressions* file to hide them. You should pass the following command-line option to Valgrind to use it:

```
--suppressions=/path/to/hwloc-valgrind.supp
```

## 16.4 Platform-specific

### 16.4.1 How do I find the local MCDRAM NUMA node on Intel Xeon Phi processor?

Intel Xeon Phi processors introduced a new memory architecture by possibly having two distinct local memories: some normal memory (DDR) and some high-bandwidth on-package memory (MCDRAM). Processors can be configured in various clustering modes to have up to 4 *Clusters*. Moreover, each *Cluster* (quarter, half or whole processor) of the processor may have its own local parts of the DDR and of the MCDRAM. This memory and clustering configuration may be probed by looking at `MemoryMode` and `ClusterMode` attributes, see [Hardware Platform Information](#) and `doc/examples/get-knl-modes.c` in the source directory.

Starting with version 2.0, hwloc properly exposes this memory configuration. DDR and MCDRAM are attached as two memory children of the same parent, DDR first, and MCDRAM second if any. Depending

on the processor configuration, that parent may be a `Package`, a `Cache`, or a `Group` object of type `Cluster`.

Hence cores may have one or two local NUMA nodes, listed by the core nodeset. An application may allocate local memory from a core by using that nodeset. The operating system will actually allocate from the DDR when possible, or fallback to the MCDRAM.

To allocate specifically on one of these memories, one should walk up the parent pointers until finding an object with some memory children. Looking at these memory children will give the DDR first, then the MCDRAM if any. Their nodeset may then be used for allocating or binding memory buffers.

One may also traverse the list of NUMA nodes until finding some whose cpuset matches the target core or PUs. The MCDRAM NUMA nodes may be identified thanks to the `subtype` field which is set to MCDRAM.

Command-line tools such as `hwloc-bind` may bind memory on the MCDRAM by using the `hbm` keyword. For instance, to bind on the first MCDRAM NUMA node:

```
$ hwloc-bind --membind --hbm numa:0 -- myprogram
$ hwloc-bind --membind numa:0 -- myprogram
```

### 16.4.2 Why do I need `hwloc-dump-hwdata` for memory on Intel Xeon Phi processor?

Intel Xeon Phi processors may use the on-package memory (MCDRAM) as either memory or a memory-side cache (reported as a L3 cache by `hwloc` by default, see `HWLOC_KNL_MSCACHE_L3` in [Environment Variables](#)). There are also several clustering modes that significantly affect the memory organization (see [How do I find the local MCDRAM NUMA node on Intel Xeon Phi processor?](#) for more information about these modes). Details about these are currently only available to privileged users. Without them, `hwloc` relies on a heuristic for guessing the modes.

The `hwloc-dump-hwdata` utility may be used to dump this privileged binary information into human-readable and world-accessible files that the `hwloc` library will later load. The utility should usually run as root once during boot, in order to update dumped information (stored under `/var/run/hwloc` by default) in case the MCDRAM or clustering configuration changed between reboots.

When SELinux MLS policy is enabled, a specific `hwloc` policy module may be required so that all users get access to the dumped files (in `/var/run/hwloc` by default). One may use `hwloc` policy files from the SELinux Reference Policy at <https://github.com/TresysTechnology/refpolicy-contrib> (see also the documentation at <https://github.com/TresysTechnology/refpolicy/wiki/GettingStarted>).

`hwloc-dump-hwdata` requires `dmi-sysfs` kernel module loaded.

The utility is currently unneeded on platforms without Intel Xeon Phi processors.

See `HWLOC_DUMPED_HWDATA_DIR` in [Environment Variables](#) for details about the location of dumped files.

### 16.4.3 How do I build for Intel Xeon Phi coprocessor?

#### Note:

This section does not apply to standalone Intel Xeon Phi processors (Knights Landing and Knights Mill).

Intel Xeon Phi coprocessors (Knights Corner) usually runs a Linux environment but cross-compiling from the host is required. `hwloc` uses standard autotools options for cross-compiling.

If building with `icc`:

```
./configure CC="icc -mmic" --host=x86_64-k1om-linux --build=x86_64-unknown-linux-gnu
```

If building with the Xeon Phi-specific GCC that comes with the MPSS environment, for instance `/usr/linux-k1om-4.7/bin/x86_64-k1om-linux-gcc`:

```
export PATH=$PATH:/usr/linux-k1om-4.7/bin/
./configure --host=x86_64-k1om-linux --build=x86_64-unknown-linux-gnu
```

#### 16.4.4 How do I build hwloc for BlueGene/Q?

IBM BlueGene/Q machines run a standard Linux on the login/frontend nodes and a custom CNK (*Compute Node Kernel*) on the compute nodes.

To discover the topology of a login/frontend node, `hwloc` should be configured as usual, without any BlueGene/Q-specific option.

However, one would likely rather discover the topology of the compute nodes where parallel jobs are actually running. If so, `hwloc` must be cross-compiled with the following configuration line:

```
./configure --host=powerpc64-bgq-linux --disable-shared --enable-static \
  CPPFLAGS='-I/bgsys/drivers/ppcfloor -I/bgsys/drivers/ppcfloor/spi/include/kernel/cnk/'
```

CPPFLAGS may have to be updated if your platform headers are installed in a different directory.

#### 16.4.5 How do I build hwloc for Windows?

`hwloc` releases are available as pre-built ZIPs for Windows on both 32bits and 64bits x86 platforms. They are built using MSYS2 and MinGW on a Windows host. Such an environment allows using the Unix-like `configure`, `make` and `make install` steps without having to tweak too many variables or options. One may look at `contrib/ci.inria.fr/job-3-mingw.sh` in the `hwloc` repository for an example used for nightly testing.

`hwloc` releases also contain a basic Microsoft Visual Studio solution under `contrib/windows/`.

#### 16.4.6 How to get useful topology information on NetBSD?

The NetBSD (and FreeBSD) backend uses x86-specific topology discovery (through the x86 component). This implementation requires CPU binding so as to query topology information from each individual logical processor. This means that `hwloc` cannot find any useful topology information unless user-level process binding is allowed by the NetBSD kernel. The `security.models.extensions.user_set_cpu_affinity` `sysctl` variable must be set to 1 to do so. Otherwise, only the number of logical processors will be detected.

#### 16.4.7 Why does binding fail on AIX?

The AIX operating system requires specific user capabilities for attaching processes to resource sets (`CAP_NUMA_ATTACH`). Otherwise functions such as `hwloc_set_cpubind()` fail (return -1 with `errno` set to `EPERM`).

This capability must also be inherited (through the additional `CAP_PROPAGATE` capability) if you plan to bind a process before forking another process, for instance with `hwloc-bind`.

These capabilities may be given by the administrator with:

```
chuser "capabilities=CAP_PROPAGATE,CAP_NUMA_ATTACH" <username>
```

## 16.5 Compatibility between hwloc versions

### 16.5.1 How do I handle API changes?

The hwloc interface is extended with every new major release. Any application using the hwloc API should be prepared to check at compile-time whether some features are available in the currently installed hwloc distribution.

For instance, to check whether the hwloc version is at least 2.0, you should use:

```
#include <hwloc.h>
#if HWLOC_API_VERSION >= 0x00020000
...
#endif
```

To check for the API of release X.Y.Z at build time, you may compare `HWLOC_API_VERSION` with  $(X \ll 16) + (Y \ll 8) + Z$ .

For supporting older releases that do not have `HWLOC_OBJ_NUMANODE` and `HWLOC_OBJ_PACKAGE` yet, you may use:

```
#include <hwloc.h>
#if HWLOC_API_VERSION < 0x00010b00
#define HWLOC_OBJ_NUMANODE HWLOC_OBJ_NODE
#define HWLOC_OBJ_PACKAGE HWLOC_OBJ_SOCKET
#endif
```

Once a program is built against a hwloc library, it may also dynamically link with compatible libraries from other hwloc releases. The version of that runtime library may be queried with `hwloc_get_api_version()`. See [How do I handle ABI breaks?](#) for using this function for testing ABI compatibility.

### 16.5.2 What is the difference between API and library version numbers?

`HWLOC_API_VERSION` is the version of the API. It changes when functions are added, modified, etc. However it does not necessarily change from one release to another. For instance, two releases of the same series (e.g. 2.0.3 and 2.0.4) usually have the same `HWLOC_API_VERSION` (0x00020000). However their `HWLOC_VERSION` strings are different (`"2.0.3"` and `"2.0.4"` respectively).

### 16.5.3 How do I handle ABI breaks?

The hwloc interface was deeply modified in release 2.0 to fix several issues of the 1.x interface (see [Upgrading to the hwloc 2.0 API](#) and the NEWS file in the source directory for details). The ABI was broken, which means **applications must be recompiled against the new 2.0 interface**.

To check that you are not mixing old/recent headers with a recent/old runtime library, check the major revision number in the API version:

```
#include <hwloc.h>
unsigned version = hwloc_get_api_version();
if ((version >> 16) != (HWLOC_API_VERSION >> 16)) {
    fprintf(stderr,
        "%s compiled for hwloc API 0x%x but running on library API 0x%x.\n"
        "You may need to point LD_LIBRARY_PATH to the right hwloc library.\n"
```



```

        "Aborting since the new ABI is not backward compatible.\n",
        callname, HWLOC_API_VERSION, version);
    exit(EXIT_FAILURE);
}

```

To specifically detect v2.0 issues:

```

#include <hwloc.h>
#if HWLOC_API_VERSION >= 0x00020000
    /* headers are recent */
    if (hwloc_get_api_version() < 0x20000)
        ... error out, the hwloc runtime library is older than 2.0 ...
#else
    /* headers are pre-2.0 */
    if (hwloc_get_api_version() >= 0x20000)
        ... error out, the hwloc runtime library is more recent than 2.0 ...
#endif

```

In theory, library sonames prevent linking with incompatible libraries. However custom hwloc installations or improperly configured build environments may still lead to such issues. Hence running one of the above (cheap) checks before initializing hwloc topology may be useful.

#### 16.5.4 Are XML topology files compatible between hwloc releases?

XML topology files are forward-compatible: a XML file may be loaded by a hwloc library that is more recent than the hwloc release that exported that file.

However, hwloc XMLs are not always backward-compatible: Topologies exported by hwloc 2.x cannot be imported by 1.x by default (see [XML changes](#) for working around such issues). There are also some corner cases where backward compatibility is not guaranteed because of changes between major releases (for instance 1.11 XMLs could not be imported in 1.10).

XMLs are exchanged at runtime between some components of the HPC software stack (for instance the resource managers and MPI processes). Building all these components on the same (cluster-wide) hwloc installation is a good way to avoid such incompatibilities.

#### 16.5.5 Are synthetic strings compatible between hwloc releases?

Synthetic strings (see [Synthetic topologies](#)) are forward-compatible: a synthetic string generated by a release may be imported by future hwloc libraries.

However they are often not backward-compatible because new details may have been added to synthetic descriptions in recent releases. Some flags may be given to `hwloc_topology_export_synthetic()` to avoid such details and stay backward compatible.

#### 16.5.6 Is it possible to share a shared-memory topology between different hwloc releases?

Shared-memory topologies (see [Sharing topologies between processes](#)) have strong requirements on compatibility between hwloc libraries. Adopting a shared-memory topology fails if it was exported by a non-compatible hwloc release. Releases with same major revision are usually compatible (e.g. hwloc 2.0.4 may adopt a topology exported by 2.0.3) but different major revisions may be incompatible (e.g. hwloc 2.1.0 cannot adopt from 2.0.x).

Topologies are shared at runtime between some components of the HPC software stack (for instance the resource managers and MPI processes). Building all these components on the same (system-wide) hwloc

installation is a good way to avoid such incompatibilities.

## **Chapter 17**

# **Upgrading to the hwloc 2.0 API**

See [Compatibility between hwloc versions](#) for detecting the hwloc version that you are compiling and/or running against.

## 17.1 New Organization of NUMA nodes and Memory

### 17.1.1 Memory children

In hwloc v1.x, NUMA nodes were inside the tree, for instance Packages contained 2 NUMA nodes which contained a L3 and several cache.

Starting with hwloc v2.0, NUMA nodes are not in the main tree anymore. They are attached under objects as *Memory Children* on the side of normal children. This memory children list starts at `obj->memory_first_child` and its size is `obj->memory_arity`. Hence there can now exist two local NUMA nodes, for instance on Intel Xeon Phi processors.

The normal list of children (starting at `obj->first_child`, ending at `obj->last_child`, of size `obj->arity`, and available as the array `obj->children`) now only contains CPU-side objects: PUs, Cores, Packages, Caches, Groups, Machine and System. `hwloc_get_next_child()` may still be used to iterate over all children of all lists.

Hence the CPU-side hierarchy is built using normal children, while memory is attached to that hierarchy depending on its affinity.

### 17.1.2 Examples

- a UMA machine with 2 packages and a single NUMA node is now modeled as a "Machine" object with two "Package" children and one "NUMANode" memory children (displayed first in lstopo below):

```
Machine (1024MB total)
  NUMANode L#0 (P#0 1024MB)
  Package L#0
    Core L#0 + PU L#0 (P#0)
    Core L#1 + PU L#1 (P#1)
  Package L#1
    Core L#2 + PU L#2 (P#2)
    Core L#3 + PU L#3 (P#3)
```

- a machine with 2 packages with one NUMA node and 2 cores in each is now:

```
Machine (2048MB total)
  Package L#0
    NUMANode L#0 (P#0 1024MB)
    Core L#0 + PU L#0 (P#0)
    Core L#1 + PU L#1 (P#1)
  Package L#1
    NUMANode L#1 (P#1 1024MB)
    Core L#2 + PU L#2 (P#2)
    Core L#3 + PU L#3 (P#3)
```

- if there are two NUMA nodes per package, a Group object may be added to keep cores together with their local NUMA node:

```
Machine (4096MB total)
  Package L#0
    Group0 L#0
      NUMANode L#0 (P#0 1024MB)
      Core L#0 + PU L#0 (P#0)
      Core L#1 + PU L#1 (P#1)
```

```

Group0 L#1
  NUMANode L#1 (P#1 1024MB)
  Core L#2 + PU L#2 (P#2)
  Core L#3 + PU L#3 (P#3)
Package L#1
[...]
```

- if the platform has L3 caches whose localities are identical to NUMA nodes, Groups aren't needed:

```

Machine (4096MB total)
Package L#0
  L3 L#0 (16MB)
  NUMANode L#0 (P#0 1024MB)
  Core L#0 + PU L#0 (P#0)
  Core L#1 + PU L#1 (P#1)
  L3 L#1 (16MB)
  NUMANode L#1 (P#1 1024MB)
  Core L#2 + PU L#2 (P#2)
  Core L#3 + PU L#3 (P#3)
Package L#1
[...]
```

### 17.1.3 NUMA level and depth

NUMA nodes are not in "main" tree of normal objects anymore. Hence, they don't have a meaningful depth anymore (like I/O and Misc objects). They have a virtual (negative) depth ([HWLOC\\_TYPE\\_DEPTH\\_NUMANODE](#)) so that functions manipulating depths and level still work, and so that we can still iterate over the level of NUMA nodes just like for any other level.

For instance we can still use lines such as

```

int depth = hwloc_get_type_depth(topology, HWLOC_OBJ_NUMANODE);
hwloc_obj_t obj = hwloc_get_obj_by_type(topology, HWLOC_OBJ_NUMANODE, 4);
hwloc_obj_t node = hwloc_get_next_obj_by_depth(topology, HWLOC_TYPE_DEPTH_NUMANODE, prev);
```

The NUMA depth should not be compared with others. An unmodified code that still compares NUMA and Package depths (to find out whether Packages contain NUMA or the contrary) would now always assume Packages contain NUMA (because the NUMA depth is negative).

However, the depth of the Normal parents of NUMA nodes may be used instead. In the last example above, NUMA nodes are attached to L3 caches, hence one may compare the depth of Packages and L3 to find out that NUMA nodes are contained in Packages. This depth of parents may be retrieved with [hwloc\\_get\\_memory\\_parents\\_depth\(\)](#). However, this function may return [HWLOC\\_TYPE\\_DEPTH\\_MULTIPLE](#) on future platforms if NUMA nodes are attached to different levels.

### 17.1.4 Finding Local NUMA nodes and looking at Children and Parents

Applications that walked up/down to find NUMANode parent/children must now be updated. Instead of looking directly for a NUMA node, one should now look for an object that has some memory children. NUMA node(s) will be attached there. For instance, when looking for a NUMA node above a given core `core`:

```

hwloc_obj_t parent = core->parent;
while (parent && !parent->memory_arity)
  parent = parent->parent; /* no memory child, walk up */
if (parent)
  /* use parent->memory_first_child (and its siblings if there are multiple local NUMA nodes) */
```

The list of local NUMA nodes (usually a single one) is also described by the `nodeset` attribute of each object (which contains the physical indexes of these nodes). Iterating over the NUMA level is also an easy way to find local NUMA nodes:

```
hwloc_obj_t tmp = NULL;
while ((tmp = hwloc_get_next_obj_by_type(topology, HWLOC_OBJ_NUMANODE, tmp)) != NULL) {
    if (hwloc_bitmap_isset(obj->nodeset, tmp->os_index))
        /* tmp is a NUMA node local to obj, use it */
    }
}
```

Similarly finding objects that are close to a given NUMA nodes should be updated too. Instead of looking at the NUMA node parents/children, one should now find a Normal parent above that NUMA node, and then look at its parents/children as usual:

```
hwloc_obj_t tmp = obj->parent;
while (hwloc_obj_type_is_memory(tmp))
    tmp = tmp->parent;
/* now use tmp instead of obj */
```

To avoid such hwloc v2.x-specific and NUMA-specific cases in the code, a **generic lookup for any kind of object, including NUMA nodes**, might also be implemented by iterating over a level. For instance finding an object of type `type` which either contains or is included in object `obj` can be performed by traversing the level of that type and comparing CPU sets:

```
hwloc_obj_t tmp = NULL;
while ((tmp = hwloc_get_next_obj_by_type(topology, type, tmp)) != NULL) {
    if (hwloc_bitmap_intersects(tmp->cpuset, obj->cpuset))
        /* tmp matches, use it */
    }
}
```

**This generic lookup works whenever `type` or `obj` are Normal or Memory objects since both have CPU sets. Moreover, it is compatible with the hwloc v1.x API.**

## 17.2 4 Kinds of Objects and Children

### 17.2.1 I/O and Misc children

I/O children are not in the main object children list anymore either. They are in the list starting at `obj->io_first_child` and whose size is `obj->io_arity`.

Misc children are not in the main object children list anymore. They are in the list starting at `obj->misc_first_child` and whose size is `obj->misc_arity`.

See [hwloc\\_obj](#) for details about children lists.

[hwloc\\_get\\_next\\_child\(\)](#) may still be used to iterate over all children of all lists.

### 17.2.2 Kinds of objects

Given the above, objects may now be of 4 kinds:

- Normal (everything not listed below, including Machine, Package, Core, PU, CPU Caches, etc);
- Memory (currently NUMA nodes or Memory-side Caches), attached to parents as Memory children;
- I/O (Bridges, PCI and OS devices), attached to parents as I/O children;
- Misc objects, attached to parents as Misc children.

See [hwloc\\_obj](#) for details about children lists.

For a given object type, the kind may be found with `hwloc_obj_type_is_normal()`, `hwloc_obj_type_is_memory()`, `hwloc_obj_type_is_normal()`, or comparing with `HWLOC_OBJ_MISC`.

Normal and Memory objects have (non-NULL) CPU sets and nodesets, while I/O and Misc objects don't have any sets (they are NULL).

## 17.3 HWLOC\_OBJ\_CACHE replaced

Instead of a single `HWLOC_OBJ_CACHE`, there are now 8 types `HWLOC_OBJ_L1CACHE`, ..., `HWLOC_OBJ_L5CACHE`, `HWLOC_OBJ_L1ICACHE`, ..., `HWLOC_OBJ_L3ICACHE`.

Cache object attributes are unchanged.

`hwloc_get_cache_type_depth()` is not needed to disambiguate cache types anymore since new types can be passed to `hwloc_get_type_depth()` without ever getting `HWLOC_TYPE_DEPTH_MULTIPLE` anymore.

`hwloc_obj_type_is_cache()`, `hwloc_obj_type_is_dcache()` and `hwloc_obj_type_is_icache()` may be used to check whether a given type is a cache, data/unified cache or instruction cache.

## 17.4 allowed\_cpuset and allowed\_nodeset only in the main topology

Objects do not have `allowed_cpuset` and `allowed_nodeset` anymore. They are only available for the entire topology using `hwloc_topology_get_allowed_cpuset()` and `hwloc_topology_get_allowed_nodeset()`.

As usual, those are only needed when the `INCLUDE_DISALLOWED` topology flag is given, which means disallowed objects are kept in the topology. If so, one may find out whether some PUs inside an object is allowed by checking

```
hwloc_bitmap_intersects(obj->cpuset, hwloc_topology_get_allowed_cpuset(topology))
```

Replace cpusets with nodesets for NUMA nodes. To find out which ones, replace `intersects()` with `and()` to get the actual intersection.

## 17.5 Object depths are now signed int

`obj->depth` as well as depths given to functions such as `hwloc_get_obj_by_depth()` or returned by `hwloc_topology_get_depth()` are now **signed int**.

Other depth such as cache-specific depth attribute are still unsigned.

## 17.6 Memory attributes become NUMANode-specific

Memory attributes such as `obj->memory.local_memory` are now only available in NUMANode-specific attributes in `obj->attr->numanode.local_memory`.

`obj->memory.total_memory` is available in all objects as `obj->total_memory`.

See `hwloc_obj_attr_u::hwloc_numanode_attr_s` and `hwloc_obj` for details.

## 17.7 Topology configuration changes

The old ignoring API as well as several configuration flags are replaced with the new filtering API, see [hwloc\\_topology\\_set\\_type\\_filter\(\)](#) and its variants, and [hwloc\\_type\\_filter\\_e](#) for details.

- `hwloc_topology_ignore_type()`, `hwloc_topology_ignore_type_keep_structure()` and `hwloc_topology_ignore_all_keep_structure()` are respectively superseded by

```
hwloc_topology_set_type_filter(topology, type, HWLOC_TYPE_FILTER_KEEP_NONE);
hwloc_topology_set_type_filter(topology, type, HWLOC_TYPE_FILTER_KEEP_STRUCTURE);
hwloc_topology_set_all_types_filter(topology, HWLOC_TYPE_FILTER_KEEP_STRUCTURE);
```

Also, the meaning of `KEEP_STRUCTURE` has changed (only entire levels may be ignored, instead of single objects), the old behavior is not available anymore.

- `HWLOC_TOPOLOGY_FLAG_ICACHES` is superseded by

```
hwloc_topology_set_icache_types_filter(topology, HWLOC_TYPE_FILTER_KEEP_ALL);
```

- `HWLOC_TOPOLOGY_FLAG_WHOLE_IO`, `HWLOC_TOPOLOGY_FLAG_IO_DEVICES` and `HWLOC_TOPOLOGY_FLAG_IO_BRIDGES` replaced.

To keep all I/O devices (PCI, Bridges, and OS devices), use:

```
hwloc_topology_set_io_types_filter(topology, HWLOC_TYPE_FILTER_KEEP_ALL);
```

To only keep important devices (Bridges with children, common PCI devices and OS devices):

```
hwloc_topology_set_io_types_filter(topology, HWLOC_TYPE_FILTER_KEEP_IMPORTANT);
```

## 17.8 XML changes

2.0 XML files are not compatible with 1.x

2.0 can load 1.x files, but only NUMA distances are imported. Other distance matrices are ignored (they were never used by default anyway).

2.0 can export 1.x-compatible files, but only distances attached to the root object are exported (i.e. distances that cover the entire machine). Other distance matrices are dropped (they were never used by default anyway).

**Users are advised to negotiate hwloc versions between exporter and importer:** If the importer isn't 2.x, the exporter should export to 1.x. Otherwise, things should work by default.

Hence [hwloc\\_topology\\_export\\_xml\(\)](#) and [hwloc\\_topology\\_export\\_xmlbuffer\(\)](#) have a new flags argument. to force a hwloc-1.x-compatible XML export.

- If both always support 2.0, don't pass any flag.
- When the importer uses hwloc 1.x, export with `HWLOC_TOPOLOGY_EXPORT_XML_FLAG_V1`. Otherwise the importer will fail to import.
- When the exporter uses hwloc 1.x, it cannot pass any flag, and a 2.0 importer can import without problem.



```

#if HWLOC_API_VERSION >= 0x20000
    if (need 1.x compatible XML export)
        hwloc_topology_export_xml(..., HWLOC_TOPOLOGY_EXPORT_XML_FLAG_V1);
    else /* need 2.x compatible XML export */
        hwloc_topology_export_xml(..., 0);
#else
    hwloc_topology_export_xml(...);
#endif

```

Additionally, `hwloc_topology_diff_load_xml()`, `hwloc_topology_diff_load_xmlbuffer()`, `hwloc_topology_diff_export_xml()`, `hwloc_topology_diff_export_xmlbuffer()` and `hwloc_topology_diff_destroy()` lost the topology argument: The first argument (topology) isn't needed anymore.

## 17.9 Distances API totally rewritten

The new distances API is in [hwloc/distances.h](#).

Distances are not accessible directly from objects anymore. One should first call `hwloc_distances_get()` (or a variant) to retrieve distances (possibly with one call to get the number of available distances structures, and another call to actually get them). Then it may consult these structures, and finally release them.

The set of object involved in a distances structure is specified by an array of objects, it may not always cover the entire machine or so.

### 17.10 Return values of functions

Bitmap functions (and a couple other functions) can return errors (in theory).

Most bitmap functions may have to reallocate the internal bitmap storage. In v1.x, they would silently crash if realloc failed. In v2.0, they now return an int that can be negative on error. However, the preallocated storage is 512 bits, hence realloc will not even be used unless you run hwloc on machines with larger PU or NUMA node indexes.

`hwloc_obj_add_info()`, `hwloc_cpuset_from_nodese()` and `hwloc_cpuset_from_nodese()` also return an int, which would be -1 in case of allocation errors.

### 17.11 Misc API changes

- `hwloc_type_sscanf()` extends `hwloc_obj_type_sscanf()` by passing a union `hwloc_obj_attr_u` which may receive Cache, Group, Bridge or OS device attributes.
- `hwloc_type_sscanf_as_depth()` is also added to directly return the corresponding level depth within a topology.
- `hwloc_topology_insert_misc_object_by_cpuset()` is replaced with `hwloc_topology_alloc_group_object()` and `hwloc_topology_insert_group_object()`.
- `hwloc_topology_insert_misc_object_by_parent()` is replaced with `hwloc_topology_insert_misc_object()`.

## 17.12 API removals and deprecations

- `HWLOC_OBJ_SYSTEM` removed: The root object is always `HWLOC_OBJ_MACHINE`
- `_membind_nodeseq()` memory binding interfaces deprecated: One should use the variant without `_nodeseq` suffix and pass the `HWLOC_MEMBIND_BYNODESET` flag.
- `HWLOC_MEMBIND_REPLICATE` removed: no supported operating system supports it anymore.
- `hwloc_obj_snprintf()` removed because it was long-deprecated by `hwloc_obj_type_snprintf()` and `hwloc_obj_attr_snprintf()`.
- `hwloc_obj_type_sscanf()` deprecated, `hwloc_obj_type_of_string()` removed.
- `hwloc_cpuset_from/to_nodeseq_strict()` deprecated: Now useless since all topologies are NUMA. Use the variant without the `_strict` suffix
- `hwloc_distribute()` and `hwloc_distributev()` removed, deprecated by `hwloc_distrib()`.
- The Custom interface (`hwloc_topology_set_custom()`, etc.) was removed, as well as the corresponding command-line tools (`hwloc-assembler`, etc.). Topologies always start with object with valid cpusets and nodesets.
- `obj->online_cpuset` removed: Offline PUs are simply listed in the `complete_cpuset` as previously.
- `obj->os_level` removed.

## **Chapter 18**

### **Network Locality (netloc)**

Portable abstraction of network topologies for high-performance computing.

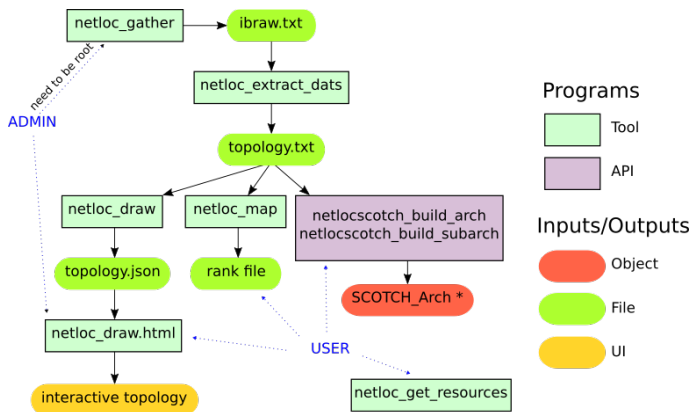
The netloc documentation spans of these sections:

- [Network Locality \(netloc\)](#), this section below
- [Netloc with Scotch](#)

## 18.1 Netloc Summary

The Portable Network Locality (netloc) software package provides network topology discovery tools, and an abstract representation of those networks topologies for a range of network types and configurations. It is provided as a companion to the Portable Hardware Locality (hwloc) package. These two software packages work together to provide a comprehensive view of the HPC system topology, spanning from the processor cores in one server to the cores in another - including the complex network(s) in between.

Towards this end, netloc is divided into two sets of components. The first tools are for the admin to extract the information about the topology of the machines with topology discovery tools for each network type and discovery technique (called readers). The second set of tools is for the user to exploit the collected information: to display the topology or create a topology-aware mapping of the processes of an application.



### 18.1.1 Supported Networks

For now, only InfiniBand (See [Setup](#)) is supported, but it is planned to be extended it very soon.

## 18.2 Netloc Installation

The generic installation procedure for both hwloc and netloc is described in [Installation](#).

Note that netloc is currently not supported on as many platforms as the original hwloc project. netloc is enabled by default when supported, or can be disabled by passing `--disable-netloc` to the configure command-line.

## 18.3 Setup

To use Netloc tools, we need two steps. The first step consists in getting information about network directly from tools distributed by manufacturers. For Infiniband, for instance, this operation needs privileges to

access to the network device. For this step we have wrappers in Netloc that will call the right tools with the right options.

The second step will transform the raw files generated by manufacturer tools, into files in a format readable by Netloc tools, and that will not depend on network technologies.

To be clear, let's take an example with Infiniband. This first step is handled by `netloc_ib_gather_raw` that will call `ibnetdiscover` and `ibroutes` tools to generate the necessary raw data files. The step has to be run by an administrator, since the Infiniband tools need to access to the network device.

```
shell$ netloc_ib_gather_raw --help
Usage: netloc_ib_gather_raw [options] <outdir>
  Dumps topology information to <outdir>/ib-raw/
  Subnets are guessed from the <outdir>/hwloc/ directory where
  the hwloc XML exports of some nodes are stored.
Options:
--sudo
  Pass sudo to internal ibnetdiscover and ibroute invocations.
  Useful when the entire script cannot run as root.
--hwloc-dir <dir>
  Use <dir> instead of <outdir>/hwloc/ for hwloc XML exports.
--force-subnet [<subnet>:]<board>:<port> to force the discovery
  Do not guess subnets from hwloc XML exports.
  Force discovery on local board <board> port <port>
  and optionally force the subnet id <subnet>
  instead of reading it from the first GUID.
  Examples: --force-subnet mlx4_0:1
            --force-subnet fe80:0000:0000:0000:mlx4_0:1
--ibnetdiscover /path/to/ibnetdiscover
--ibroute /path/to/ibroute
  Specify exact location of programs. Default is /usr/bin/<program>
--sleep <n>
  Sleep for <n> seconds between invocations of programs probing the network
--ignore-errors
  Ignore errors from ibnetdiscover and ibroute, assume their outputs are ok
--force -f
  Always rediscover to overwrite existing files without asking
--verbose -v
  Add verbose messages
--dry-run
  Do not actually run programs or modify anything
--help -h
  Show this help

shell$ ./netloc_ib_gather_raw /home/netloc/data
WARNING: Not running as root.
Using /home/netloc/data/hwloc as hwloc lstopo XML directory.

Exporting local node hwloc XML...
  Running lstopo-no-graphics...

Found 1 subnets in hwloc directory:
  Subnet fe80:0000:0000:0000 is locally accessible from board qib0 port 1.

Looking at fe80:0000:0000:0000 (through local board qib0 port 1)...
Running ibnetdiscover...
Getting routes...
Running ibroute for switch 'QLogic 12800-180 GUID=0x00066a00e8001310 L112' LID 18...
Running ibroute for switch 'QLogic 12800-180 GUID=0x00066a00e8001310 L108' LID 20...
Running ibroute for switch 'QLogic 12800-180 GUID=0x00066a00e8001310 L102' LID 23...
Running ibroute for switch 'QLogic 12800-180 GUID=0x00066a00e8001310 L104' LID 25...
Running ibroute for switch 'QLogic 12800-180 GUID=0x00066a00e8001310 L106' LID 24...
Running ibroute for switch 'QLogic 12800-180 GUID=0x00066a00e8001310 L114' LID 22...
Running ibroute for switch 'QLogic 12800-180 GUID=0x00066a00e8001310 L116' LID 21...
Running ibroute for switch 'QLogic 12800-180 GUID=0x00066a00e8001310 L109' LID 12...
Running ibroute for switch 'QLogic 12800-180 GUID=0x00066a00e8001310 L111' LID 11...
Running ibroute for switch 'QLogic 12800-180 GUID=0x00066a00e8001310 L107' LID 13...
```

```
Running ibroute for switch 'QLogic 12800-180 GUID=0x00066a00e8001310 L103' LID 17...
Running ibroute for switch 'QLogic 12800-180 GUID=0x00066a00e8001310 L105' LID 16...
Running ibroute for switch 'QLogic 12800-180 GUID=0x00066a00e8001310 L113' LID 15...
```

The second step, that can be done by a regular user, is done by the tool `netloc_ib_extract_dats`.

```
shell$ netloc_ib_extract_dats --help
Usage: netloc_ib_extract_dats <path to input raw data files> <output path> [--hwloc-dir
<hwloc xml path>]
      hwloc-dir can be an absolute path or a relative path from output path

shell$ netloc_ib_extract_dats /home/netloc/data/ib-raw /home/netloc/data/netloc \
--hwloc-dir ../hwloc
Read subnet: fe80:0000:0000:0000
2 partitions found
   'node'
   'admin'
```

## 18.4 Topology display

Netloc provides a tool, `netloc_draw.html`, that displays a topology in a web browser, by using a JSON file.

### 18.4.1 Generate the JSON file

In order to display a topology, Netloc needs to generate a JSON file corresponding to a topology. For this operation, the user must run `netloc_draw_to_json`.

```
shell$ netloc_draw_to_json --help
Usage: netloc_draw_to_json <path to topology directory>

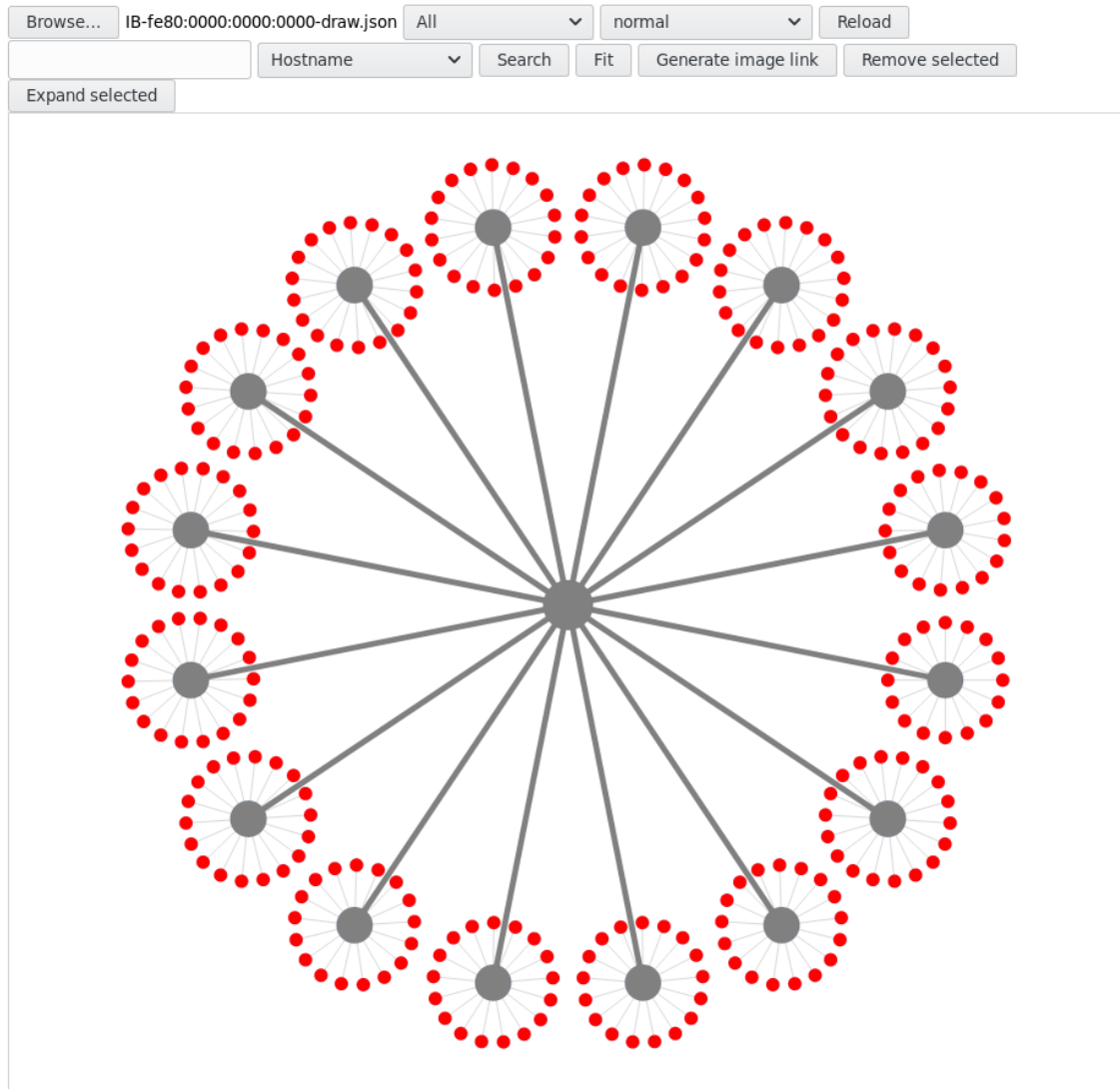
shell$ netloc_draw_to_json /home/netloc/data/netloc
```

The `netloc_draw_to_json` command will write a JSON file for each topology file found in the input directory. The output files, written also in the input directory, can be open by `netloc_draw.html` in a web browser.

### 18.4.2 Using `netloc_draw`

Once the JSON file is opened, the rendering is generated by the Javascript `vis` library for computing the position of the nodes. From the interface, it is possible to search for a specific node, to color the nodes, to expand merged switches, to show statistics, to export as an image... The user can interact with the nodes by moving them. For now, there are bugs and other nodes might move too.

The placement of the nodes is done statically if the topology is detected as a tree. If not, `vis.js` will use physics to find good positions, and it can be very time consuming.







## **Chapter 19**

# **Netloc with Scotch**

Scotch is a toolbox for graph partitioning [XXX], that can do mapping between a communication graph and an architecture. Netloc interfaces with Scotch, by getting the topology of the machine and building the Scotch architecture. It is also possible to directly build a mapping file that can be given to `mpirun`.

## 19.1 Introduction

Scotch is able to deal architectures to represent the topology of a complete machine. Scotch handles several types of topologies: complete graphs, hypercubes, fat trees, meshes, torus, and random graphs. Moreover, Scotch is able to manage parts of architectures that are called sub-architectures. Thus, from a complete architecture, we can create a sub-architecture that will represent the available resources of the complete machine.

## 19.2 Setup

The first step in order to use Netloc tools is to discover the network. For this task, we provide tools called `netloc_gather` that are wrappers to the dedicated tools provided by the manufacturer of the network, that generate the raw data given by the devices. This task needs privileges to access to the network devices. Once, this task is completed, the raw data is converted in a generic format independent to the fabric by `extract_dats`. Figure 1 shows how the different modules of Netloc are linked, and what are the tools provided by Netloc.

## 19.3 Tools and API

When the machine is discovered and all the needed files are generated as seen previously, a user can call the `netlocscotch` functions from the API and interact with Scotch.

### 19.3.1 Build Scotch architectures

Netloc provides a function to export the built topology into the Scotch format. That will give the possibility to the user to play with the topology in Scotch. Since Netloc matches the discovered topology with known topologies, the Scotch architecture won't be random graphs but known topologies also in Scotch that will lead to optimized graph algorithms. This function is called `netlocscotch_build_arch`.

When the network topology is a tree, the topology converted by `netlocscotch` is the complete topology of the machine containing intranode topologies from `hwloc`. In this case, merging the two levels results in a bigger tree. For other network topologies, the global graph created for Scotch is a generic graph since it not not (at this moment) possible to create nested known architectures.

### 19.3.2 Build Scotch sub-architectures

Most of the time, the user does not have access to the complete machine. He uses a resource manager to run his application and he will gain access only to a set of nodes. In this case getting the Scotch architecture of the complete machine is not relevant. Fortunately, Netloc is also able to build a Scotch sub-architecture that will contain only the available nodes. For this operation the user needs to run a specific program, `netloc_get_resources`, that will record in a file, the lists of available nodes and available cores by using MPI and `hwloc`. From this file, the function `netlocscotch_build_subarch` will build the Scotch sub-architecture.

### 19.3.3 Mapping of processes

A main goal in having all these data about the network topology, especially in Scotch structures, is to help the process placement. For that, we use the mapping of a process graph to the architecture provided by Scotch. As we have seen previously, Netloc is able to detect the structure of the topology and will build the adapted Scotch architecture that will be more efficient than a random structure.

In case, the network topology is not a tree, netlocscotch converts the complete topology into a generic graph. The drawback in that is the Scotch graph algorithms are less efficient. To overcome that, netlocscotch does two steps of mapping: first it maps the processes to the nodes, and then for each node maps the processes to the cores. We have to conduct tests to check if the method gives better results than using a generic graph directly.

The other input needed in Scotch is the process graph. Since we want to optimize the placement to decrease the communication time, a good metric for building the application graph is the amount of communications between all pairs of processes. Studies still have to be done to choose, in the most efficient way, what we take into account to define the amount of communications between the number of messages, the size of messages... This information will be transformed into a process graph.

Once we have a good mapping computed by Scotch, we can give it to the user, or Netloc can even generate the corresponding rank file useful to MPI.



# Chapter 20

## Module Index

### 20.1 Modules

Here is a list of all modules:

API version . . . . .	101
Object Sets (hwloc_cpuset_t and hwloc_nodeset_t) . . . . .	103
Object Types . . . . .	104
Object Structure and Attributes . . . . .	108
Topology Creation and Destruction . . . . .	109
Object levels, depths and types . . . . .	112
Converting between Object Types and Attributes, and Strings . . . . .	116
Consulting and Adding Key-Value Info Attributes . . . . .	118
CPU binding . . . . .	119
Memory binding . . . . .	123
Changing the Source of Topology Discovery . . . . .	130
Topology Detection Configuration and Query . . . . .	133
Modifying a loaded Topology . . . . .	138
Finding Objects inside a CPU set . . . . .	142
Finding Objects covering at least CPU set . . . . .	145
Looking at Ancestor and Child Objects . . . . .	147
Kinds of object Type . . . . .	149
Looking at Cache Objects . . . . .	151
Finding objects, miscellaneous helpers . . . . .	152
Distributing items over a topology . . . . .	154
CPU and node sets of entire topologies . . . . .	155
Converting between CPU sets and node sets . . . . .	158
Finding I/O objects . . . . .	159
The bitmap API . . . . .	161
Exporting Topologies to XML . . . . .	172
Exporting Topologies to Synthetic . . . . .	176
Retrieve distances between objects . . . . .	178
Helpers for consulting distance matrices . . . . .	181
Add or remove distances between objects . . . . .	182
Linux-specific helpers . . . . .	184
Interoperability with Linux libnuma unsigned long masks . . . . .	186
Interoperability with Linux libnuma bitmask . . . . .	188
Interoperability with glibc sched affinity . . . . .	190

---

Interoperability with OpenCL . . . . .	191
Interoperability with the CUDA Driver API . . . . .	193
Interoperability with the CUDA Runtime API . . . . .	195
Interoperability with the NVIDIA Management Library . . . . .	197
Interoperability with OpenGL displays . . . . .	199
Interoperability with Intel Xeon Phi (MIC) . . . . .	201
Interoperability with OpenFabrics . . . . .	202
Topology differences . . . . .	204
Sharing topologies between processes . . . . .	209
Components and Plugins: Discovery components . . . . .	211
Components and Plugins: Discovery backends . . . . .	212
Components and Plugins: Generic components . . . . .	214
Components and Plugins: Core functions to be used by components . . . . .	215
Components and Plugins: Filtering objects . . . . .	218
Components and Plugins: helpers for PCI discovery . . . . .	219
Components and Plugins: finding PCI objects during other discoveries . . . . .	221
Netloc API . . . . .	222

# Chapter 21

## Data Structure Index

### 21.1 Data Structures

Here are the data structures with brief descriptions:

<a href="#">hwloc_backend</a> (Discovery backend structure) . . . . .	223
<a href="#">hwloc_obj_attr_u::hwloc_bridge_attr_s</a> (Bridge specific Object Attributes) . . . . .	225
<a href="#">hwloc_obj_attr_u::hwloc_cache_attr_s</a> (Cache-specific Object Attributes) . . . . .	227
<a href="#">hwloc_cl_device_topology_amd</a> . . . . .	228
<a href="#">hwloc_component</a> (Generic component structure) . . . . .	229
<a href="#">hwloc_disc_component</a> (Discovery component structure) . . . . .	231
<a href="#">hwloc_disc_status</a> (Discovery status structure) . . . . .	233
<a href="#">hwloc_distances_s</a> (Matrix of distances between a set of objects) . . . . .	234
<a href="#">hwloc_obj_attr_u::hwloc_group_attr_s</a> (Group-specific Object Attributes) . . . . .	235
<a href="#">hwloc_info_s</a> (Object info) . . . . .	236
<a href="#">hwloc_obj_attr_u::hwloc_numanode_attr_s::hwloc_memory_page_type_s</a> (Array of local memory page types, NULL if no local memory and <code>page_types</code> is 0) . . . . .	237
<a href="#">hwloc_obj_attr_u::hwloc_numanode_attr_s</a> (NUMA node-specific Object Attributes) . . . . .	238
<a href="#">hwloc_obj</a> (Structure of a topology object) . . . . .	239
<a href="#">hwloc_obj_attr_u</a> (Object type-specific Attributes) . . . . .	245
<a href="#">hwloc_obj_attr_u::hwloc_osdev_attr_s</a> (OS Device specific Object Attributes) . . . . .	247
<a href="#">hwloc_obj_attr_u::hwloc_pcidev_attr_s</a> (PCI Device specific Object Attributes) . . . . .	248
<a href="#">hwloc_topology_cpupbind_support</a> (Flags describing actual PU binding support for this topology) . . . . .	249
<a href="#">hwloc_topology_diff_u::hwloc_topology_diff_generic_s</a> . . . . .	251
<a href="#">hwloc_topology_diff_obj_attr_u::hwloc_topology_diff_obj_attr_generic_s</a> . . . . .	252
<a href="#">hwloc_topology_diff_u::hwloc_topology_diff_obj_attr_s</a> . . . . .	253
<a href="#">hwloc_topology_diff_obj_attr_u::hwloc_topology_diff_obj_attr_string_s</a> (String attribute modification with an optional name) . . . . .	254
<a href="#">hwloc_topology_diff_obj_attr_u</a> (One object attribute difference) . . . . .	255
<a href="#">hwloc_topology_diff_obj_attr_u::hwloc_topology_diff_obj_attr_uint64_s</a> (Integer attribute modification with an optional index) . . . . .	256
<a href="#">hwloc_topology_diff_u::hwloc_topology_diff_too_complex_s</a> . . . . .	257
<a href="#">hwloc_topology_diff_u</a> (One element of a difference list between two topologies) . . . . .	258
<a href="#">hwloc_topology_discovery_support</a> (Flags describing actual discovery support for this topology) . . . . .	259
<a href="#">hwloc_topology_membind_support</a> (Flags describing actual memory binding support for this topology) . . . . .	260
<a href="#">hwloc_topology_support</a> (Set of flags describing actual support for this topology) . . . . .	262





# Chapter 22

## Module Documentation

### 22.1 API version

#### Defines

- #define [HWLOC\\_API\\_VERSION](#) 0x00020100
- #define [HWLOC\\_COMPONENT\\_ABI](#) 6

#### Functions

- unsigned [hwloc\\_get\\_api\\_version](#) (void)

#### 22.1.1 Define Documentation

##### 22.1.1.1 #define HWLOC\_API\_VERSION 0x00020100

Indicate at build time which hwloc API version is being used. This number is updated to  $(X \ll 16) + (Y \ll 8) + Z$  when a new release X.Y.Z actually modifies the API.

Users may check for available features at build time using this number (see [How do I handle API changes?](#)).

#### Note:

This should not be confused with `HWLOC_VERSION`, the library version. Two stable releases of the same series usually have the same [HWLOC\\_API\\_VERSION](#) even if their `HWLOC_VERSION` are different.

##### 22.1.1.2 #define HWLOC\_COMPONENT\_ABI 6

Current component and plugin ABI version (see [hwloc/plugins.h](#)).

## 22.1.2 Function Documentation

### 22.1.2.1 unsigned hwloc\_get\_api\_version (void)

Indicate at runtime which hwloc API version was used at build time. Should be [HWLOC\\_API\\_VERSION](#) if running on the same version.

## 22.2 Object Sets ([hwloc\\_cpuset\\_t](#) and [hwloc\\_nodeset\\_t](#))

### Typedefs

- typedef [hwloc\\_bitmap\\_t](#) [hwloc\\_cpuset\\_t](#)
- typedef [hwloc\\_const\\_bitmap\\_t](#) [hwloc\\_const\\_cpuset\\_t](#)
- typedef [hwloc\\_bitmap\\_t](#) [hwloc\\_nodeset\\_t](#)
- typedef [hwloc\\_const\\_bitmap\\_t](#) [hwloc\\_const\\_nodeset\\_t](#)

### 22.2.1 Detailed Description

Hwloc uses bitmaps to represent two distinct kinds of object sets: CPU sets ([hwloc\\_cpuset\\_t](#)) and NUMA node sets ([hwloc\\_nodeset\\_t](#)). These types are both typedefs to a common back end type ([hwloc\\_bitmap\\_t](#)), and therefore all the hwloc bitmap functions are applicable to both [hwloc\\_cpuset\\_t](#) and [hwloc\\_nodeset\\_t](#) (see [The bitmap API](#)).

The rationale for having two different types is that even though the actions one wants to perform on these types are the same (e.g., enable and disable individual items in the set/mask), they're used in very different contexts: one for specifying which processors to use and one for specifying which NUMA nodes to use. Hence, the name difference is really just to reflect the intent of where the type is used.

### 22.2.2 Typedef Documentation

#### 22.2.2.1 typedef [hwloc\\_const\\_bitmap\\_t](#) [hwloc\\_const\\_cpuset\\_t](#)

A non-modifiable [hwloc\\_cpuset\\_t](#).

#### 22.2.2.2 typedef [hwloc\\_const\\_bitmap\\_t](#) [hwloc\\_const\\_nodeset\\_t](#)

A non-modifiable [hwloc\\_nodeset\\_t](#).

#### 22.2.2.3 typedef [hwloc\\_bitmap\\_t](#) [hwloc\\_cpuset\\_t](#)

A CPU set is a bitmap whose bits are set according to CPU physical OS indexes. It may be consulted and modified with the bitmap API as any [hwloc\\_bitmap\\_t](#) (see [hwloc/bitmap.h](#)).

Each bit may be converted into a PU object using [hwloc\\_get\\_pu\\_obj\\_by\\_os\\_index\(\)](#).

#### 22.2.2.4 typedef [hwloc\\_bitmap\\_t](#) [hwloc\\_nodeset\\_t](#)

A node set is a bitmap whose bits are set according to NUMA memory node physical OS indexes. It may be consulted and modified with the bitmap API as any [hwloc\\_bitmap\\_t](#) (see [hwloc/bitmap.h](#)). Each bit may be converted into a NUMA node object using [hwloc\\_get\\_numanode\\_obj\\_by\\_os\\_index\(\)](#).

When binding memory on a system without any NUMA node, the single main memory bank is considered as NUMA node #0.

See also [Converting between CPU sets and node sets](#).

## 22.3 Object Types

### Typedefs

- typedef enum `hwloc_obj_cache_type_e` `hwloc_obj_cache_type_t`
- typedef enum `hwloc_obj_bridge_type_e` `hwloc_obj_bridge_type_t`
- typedef enum `hwloc_obj_osdev_type_e` `hwloc_obj_osdev_type_t`

### Enumerations

- enum `hwloc_obj_type_t` {  
`HWLOC_OBJ_MACHINE`, `HWLOC_OBJ_PACKAGE`, `HWLOC_OBJ_CORE`, `HWLOC_OBJ_PU`,  
`HWLOC_OBJ_L1CACHE`, `HWLOC_OBJ_L2CACHE`, `HWLOC_OBJ_L3CACHE`, `HWLOC_OBJ_L4CACHE`,  
`HWLOC_OBJ_L5CACHE`, `HWLOC_OBJ_L1ICACHE`, `HWLOC_OBJ_L2ICACHE`, `HWLOC_OBJ_L3ICACHE`,  
`HWLOC_OBJ_GROUP`, `HWLOC_OBJ_NUMANODE`, `HWLOC_OBJ_BRIDGE`, `HWLOC_OBJ_PCI_DEVICE`,  
`HWLOC_OBJ_OS_DEVICE`, `HWLOC_OBJ_MISC`, `HWLOC_OBJ_MEMCACHE`, `HWLOC_OBJ_DIE`,  
`HWLOC_OBJ_TYPE_MAX` }
- enum `hwloc_obj_cache_type_e` { `HWLOC_OBJ_CACHE_UNIFIED`, `HWLOC_OBJ_CACHE_DATA`, `HWLOC_OBJ_CACHE_INSTRUCTION` }
- enum `hwloc_obj_bridge_type_e` { `HWLOC_OBJ_BRIDGE_HOST`, `HWLOC_OBJ_BRIDGE_PCI` }
- enum `hwloc_obj_osdev_type_e` {  
`HWLOC_OBJ_OSDEV_BLOCK`, `HWLOC_OBJ_OSDEV_GPU`, `HWLOC_OBJ_OSDEV_NETWORK`, `HWLOC_OBJ_OSDEV_OPENFABRICS`,  
`HWLOC_OBJ_OSDEV_DMA`, `HWLOC_OBJ_OSDEV_COPROC` }
- enum `hwloc_compare_types_e` { `HWLOC_TYPE_UNORDERED` }

### Functions

- int `hwloc_compare_types` (`hwloc_obj_type_t` type1, `hwloc_obj_type_t` type2)

#### 22.3.1 Typedef Documentation

##### 22.3.1.1 typedef enum `hwloc_obj_bridge_type_e` `hwloc_obj_bridge_type_t`

Type of one side (upstream or downstream) of an I/O bridge.

##### 22.3.1.2 typedef enum `hwloc_obj_cache_type_e` `hwloc_obj_cache_type_t`

Cache type.

### 22.3.1.3 typedef enum hwloc\_obj\_osdev\_type\_e hwloc\_obj\_osdev\_type\_t

Type of a OS device.

## 22.3.2 Enumeration Type Documentation

### 22.3.2.1 enum hwloc\_compare\_types\_e

Enumerator:

*HWLOC\_TYPE\_UNORDERED* Value returned by `hwloc_compare_types()` when types can not be compared.

### 22.3.2.2 enum hwloc\_obj\_bridge\_type\_e

Type of one side (upstream or downstream) of an I/O bridge.

Enumerator:

*HWLOC\_OBJ\_BRIDGE\_HOST* Host-side of a bridge, only possible upstream.

*HWLOC\_OBJ\_BRIDGE\_PCI* PCI-side of a bridge.

### 22.3.2.3 enum hwloc\_obj\_cache\_type\_e

Cache type.

Enumerator:

*HWLOC\_OBJ\_CACHE\_UNIFIED* Unified cache.

*HWLOC\_OBJ\_CACHE\_DATA* Data cache.

*HWLOC\_OBJ\_CACHE\_INSTRUCTION* Instruction cache (filtered out by default).

### 22.3.2.4 enum hwloc\_obj\_osdev\_type\_e

Type of a OS device.

Enumerator:

*HWLOC\_OBJ\_OSDEV\_BLOCK* Operating system block device, or non-volatile memory device. For instance "sda" or "dax2.0" on Linux.

*HWLOC\_OBJ\_OSDEV\_GPU* Operating system GPU device. For instance ":0.0" for a GL display, "card0" for a Linux DRM device.

*HWLOC\_OBJ\_OSDEV\_NETWORK* Operating system network device. For instance the "eth0" interface on Linux.

*HWLOC\_OBJ\_OSDEV\_OPENFABRICS* Operating system openfabrics device. For instance the "mlx4\_0" InfiniBand HCA, or "hfi1\_0" Omni-Path interface on Linux.

*HWLOC\_OBJ\_OSDEV\_DMA* Operating system dma engine device. For instance the "dma0chan0" DMA channel on Linux.

*HWLOC\_OBJ\_OSDEV\_COPROC* Operating system co-processor device. For instance "mic0" for a Xeon Phi (MIC) on Linux, "opencl0d0" for a OpenCL device, "cuda0" for a CUDA device.

### 22.3.2.5 enum hwloc\_obj\_type\_t

Type of topology object.

**Note:**

Do not rely on the ordering or completeness of the values as new ones may be defined in the future! If you need to compare types, use [hwloc\\_compare\\_types\(\)](#) instead.

**Enumerator:**

**HWLOC\_OBJ\_MACHINE** Machine. A set of processors and memory with cache coherency. This type is always used for the root object of a topology, and never used anywhere else. Hence its parent is always NULL.

**HWLOC\_OBJ\_PACKAGE** Physical package. The physical package that usually gets inserted into a socket on the motherboard. A processor package usually contains multiple cores, and possibly some dies.

**HWLOC\_OBJ\_CORE** Core. A computation unit (may be shared by several logical processors).

**HWLOC\_OBJ\_PU** Processing Unit, or (Logical) Processor. An execution unit (may share a core with some other logical processors, e.g. in the case of an SMT core). This is the smallest object representing CPU resources, it cannot have any child except Misc objects.

Objects of this kind are always reported and can thus be used as fallback when others are not.

**HWLOC\_OBJ\_L1CACHE** Level 1 Data (or Unified) Cache.

**HWLOC\_OBJ\_L2CACHE** Level 2 Data (or Unified) Cache.

**HWLOC\_OBJ\_L3CACHE** Level 3 Data (or Unified) Cache.

**HWLOC\_OBJ\_L4CACHE** Level 4 Data (or Unified) Cache.

**HWLOC\_OBJ\_L5CACHE** Level 5 Data (or Unified) Cache.

**HWLOC\_OBJ\_L1ICACHE** Level 1 instruction Cache (filtered out by default).

**HWLOC\_OBJ\_L2ICACHE** Level 2 instruction Cache (filtered out by default).

**HWLOC\_OBJ\_L3ICACHE** Level 3 instruction Cache (filtered out by default).

**HWLOC\_OBJ\_GROUP** Group objects. Objects which do not fit in the above but are detected by hwloc and are useful to take into account for affinity. For instance, some operating systems expose their arbitrary processors aggregation this way. And hwloc may insert such objects to group NUMA nodes according to their distances. See also [What are these Group objects in my topology?](#). These objects are removed when they do not bring any structure (see [HWLOC\\_-TYPE\\_FILTER\\_KEEP\\_STRUCTURE](#)).

**HWLOC\_OBJ\_NUMANODE** NUMA node. An object that contains memory that is directly and byte-accessible to the host processors. It is usually close to some cores (the corresponding objects are descendants of the NUMA node object in the hwloc tree). This is the smallest object representing Memory resources, it cannot have any child except Misc objects. However it may have Memory-side cache parents.

There is always at least one such object in the topology even if the machine is not NUMA.

Memory objects are not listed in the main children list, but rather in the dedicated Memory children list.

NUMA nodes have a special depth [HWLOC\\_TYPE\\_DEPTH\\_NUMANODE](#) instead of a normal depth just like other objects in the main tree.

**HWLOC\_OBJ\_BRIDGE** Bridge (filtered out by default). Any bridge that connects the host or an I/O bus, to another I/O bus. They are not added to the topology unless I/O discovery is enabled with [hwloc\\_topology\\_set\\_flags\(\)](#). I/O objects are not listed in the main children list, but rather in the dedicated io children list. I/O objects have NULL CPU and node sets.

**HWLOC\_OBJ\_PCI\_DEVICE** PCI device (filtered out by default). They are not added to the topology unless I/O discovery is enabled with [hwloc\\_topology\\_set\\_flags\(\)](#). I/O objects are not listed in the main children list, but rather in the dedicated io children list. I/O objects have NULL CPU and node sets.

**HWLOC\_OBJ\_OS\_DEVICE** Operating system device (filtered out by default). They are not added to the topology unless I/O discovery is enabled with [hwloc\\_topology\\_set\\_flags\(\)](#). I/O objects are not listed in the main children list, but rather in the dedicated io children list. I/O objects have NULL CPU and node sets.

**HWLOC\_OBJ\_MISC** Miscellaneous objects (filtered out by default). Objects without particular meaning, that can e.g. be added by the application for its own use, or by hwloc for miscellaneous objects such as MemoryModule (DIMMs). These objects are not listed in the main children list, but rather in the dedicated misc children list. Misc objects may only have Misc objects as children, and those are in the dedicated misc children list as well. Misc objects have NULL CPU and node sets.

**HWLOC\_OBJ\_MEMCACHE** Memory-side cache (filtered out by default). A cache in front of a specific NUMA node. This object always has at least one NUMA node as a memory child.

Memory objects are not listed in the main children list, but rather in the dedicated Memory children list.

Memory-side cache have a special depth [HWLOC\\_TYPE\\_DEPTH\\_MEMCACHE](#) instead of a normal depth just like other objects in the main tree.

**HWLOC\_OBJ\_DIE** Die within a physical package. A subpart of the physical package, that contains multiple cores.

**HWLOC\_OBJ\_TYPE\_MAX** Sentinel value

### 22.3.3 Function Documentation

#### 22.3.3.1 `int hwloc_compare_types(hwloc_obj_type_t type1, hwloc_obj_type_t type2)`

Compare the depth of two object types. Types shouldn't be compared as they are, since newer ones may be added in the future. This function returns less than, equal to, or greater than zero respectively if `type1` objects usually include `type2` objects, are the same as `type2` objects, or are included in `type2` objects. If the types can not be compared (because neither is usually contained in the other), [HWLOC\\_TYPE\\_UNORDERED](#) is returned. Object types containing CPUs can always be compared (usually, a system contains machines which contain nodes which contain packages which contain caches, which contain cores, which contain processors).

#### Note:

[HWLOC\\_OBJ\\_PU](#) will always be the deepest, while [HWLOC\\_OBJ\\_MACHINE](#) is always the highest. This does not mean that the actual topology will respect that order: e.g. as of today cores may also contain caches, and packages may also contain nodes. This is thus just to be seen as a fallback comparison method.

## 22.4 Object Structure and Attributes

### Data Structures

- struct [hwloc\\_obj](#)  
*Structure of a topology object.*
- union [hwloc\\_obj\\_attr\\_u](#)  
*Object type-specific Attributes.*
- struct [hwloc\\_info\\_s](#)  
*Object info.*

### Typedefs

- typedef struct [hwloc\\_obj](#) \* [hwloc\\_obj\\_t](#)

#### 22.4.1 Typedef Documentation

##### 22.4.1.1 typedef struct hwloc\_obj\* hwloc\_obj\_t

Convenience typedef; a pointer to a struct [hwloc\\_obj](#).



## 22.5 Topology Creation and Destruction

### Typedefs

- typedef struct hwloc\_topology \* [hwloc\\_topology\\_t](#)

### Functions

- int [hwloc\\_topology\\_init](#) ([hwloc\\_topology\\_t](#) \*topology)
- int [hwloc\\_topology\\_load](#) ([hwloc\\_topology\\_t](#) topology)
- void [hwloc\\_topology\\_destroy](#) ([hwloc\\_topology\\_t](#) topology)
- int [hwloc\\_topology\\_dup](#) ([hwloc\\_topology\\_t](#) \*newtopology, [hwloc\\_topology\\_t](#) oldtopology)
- int [hwloc\\_topology\\_abi\\_check](#) ([hwloc\\_topology\\_t](#) topology)
- void [hwloc\\_topology\\_check](#) ([hwloc\\_topology\\_t](#) topology)

### 22.5.1 Typedef Documentation

#### 22.5.1.1 typedef struct hwloc\_topology\* hwloc\_topology\_t

Topology context. To be initialized with [hwloc\\_topology\\_init\(\)](#) and built with [hwloc\\_topology\\_load\(\)](#).

### 22.5.2 Function Documentation

#### 22.5.2.1 int hwloc\_topology\_abi\_check (hwloc\_topology\_t topology)

Verify that the topology is compatible with the current hwloc library. This is useful when using the same topology structure (in memory) in different libraries that may use different hwloc installations (for instance if one library embeds a specific version of hwloc, while another library uses a default system-wide hwloc installation).

If all libraries/programs use the same hwloc installation, this function always returns success.

#### Returns:

- 0 on success.
- 1 with `errno` set to `EINVAL` if incompatible.

#### Note:

If sharing between processes with [hwloc\\_shmem\\_topology\\_write\(\)](#), the relevant check is already performed inside [hwloc\\_shmem\\_topology\\_adopt\(\)](#).

#### 22.5.2.2 void hwloc\_topology\_check (hwloc\_topology\_t topology)

Run internal checks on a topology structure. The program aborts if an inconsistency is detected in the given topology.

#### Parameters:

*topology* is the topology to be checked

**Note:**

This routine is only useful to developers.  
The input topology should have been previously loaded with [hwloc\\_topology\\_load\(\)](#).

**22.5.2.3 void hwloc\_topology\_destroy (hwloc\_topology\_t topology)**

Terminate and free a topology context.

**Parameters:**

*topology* is the topology to be freed

**22.5.2.4 int hwloc\_topology\_dup (hwloc\_topology\_t \* newtopology, hwloc\_topology\_t oldtopology)**

Duplicate a topology. The entire topology structure as well as its objects are duplicated into a new one.  
This is useful for keeping a backup while modifying a topology.

**Note:**

Object userdata is not duplicated since hwloc does not know what it point to. The objects of both old and new topologies will point to the same userdata.

**22.5.2.5 int hwloc\_topology\_init (hwloc\_topology\_t \* topologyp)**

Allocate a topology context.

**Parameters:**

→ *topologyp* is assigned a pointer to the new allocated context.

**Returns:**

0 on success, -1 on error.

**22.5.2.6 int hwloc\_topology\_load (hwloc\_topology\_t topology)**

Build the actual topology. Build the actual topology once initialized with [hwloc\\_topology\\_init\(\)](#) and tuned with [Topology Detection Configuration and Query](#) and [Changing the Source of Topology Discovery](#) routines. No other routine may be called earlier using this topology context.

**Parameters:**

*topology* is the topology to be loaded with objects.

**Returns:**

0 on success, -1 on error.

**Note:**

On failure, the topology is reinitialized. It should be either destroyed with [hwloc\\_topology\\_destroy\(\)](#) or configured and loaded again.

This function may be called only once per topology.

The binding of the current thread or process may temporarily change during this call but it will be restored before it returns.

**See also:**

[Topology Detection Configuration and Query](#) and [Changing the Source of Topology Discovery](#)

## 22.6 Object levels, depths and types

### Enumerations

- enum `hwloc_get_type_depth_e` {  
`HWLOC_TYPE_DEPTH_UNKNOWN`, `HWLOC_TYPE_DEPTH_MULTIPLE`, `HWLOC_TYPE_DEPTH_NUMANODE`, `HWLOC_TYPE_DEPTH_BRIDGE`,  
`HWLOC_TYPE_DEPTH_PCI_DEVICE`, `HWLOC_TYPE_DEPTH_OS_DEVICE`, `HWLOC_TYPE_DEPTH_MISC`, `HWLOC_TYPE_DEPTH_MEMCACHE` }

### Functions

- int `hwloc_topology_get_depth` (`hwloc_topology_t` restrict topology)
- int `hwloc_get_type_depth` (`hwloc_topology_t` topology, `hwloc_obj_type_t` type)
- int `hwloc_get_memory_parents_depth` (`hwloc_topology_t` topology)
- static int `hwloc_get_type_or_below_depth` (`hwloc_topology_t` topology, `hwloc_obj_type_t` type)
- static int `hwloc_get_type_or_above_depth` (`hwloc_topology_t` topology, `hwloc_obj_type_t` type)
- `hwloc_obj_type_t` `hwloc_get_depth_type` (`hwloc_topology_t` topology, int depth)
- unsigned `hwloc_get_nbobjs_by_depth` (`hwloc_topology_t` topology, int depth)
- static int `hwloc_get_nbobjs_by_type` (`hwloc_topology_t` topology, `hwloc_obj_type_t` type)
- static `hwloc_obj_t` `hwloc_get_root_obj` (`hwloc_topology_t` topology)
- `hwloc_obj_t` `hwloc_get_obj_by_depth` (`hwloc_topology_t` topology, int depth, unsigned idx)
- static `hwloc_obj_t` `hwloc_get_obj_by_type` (`hwloc_topology_t` topology, `hwloc_obj_type_t` type, unsigned idx)
- static `hwloc_obj_t` `hwloc_get_next_obj_by_depth` (`hwloc_topology_t` topology, int depth, `hwloc_obj_t` prev)
- static `hwloc_obj_t` `hwloc_get_next_obj_by_type` (`hwloc_topology_t` topology, `hwloc_obj_type_t` type, `hwloc_obj_t` prev)

### 22.6.1 Detailed Description

Be sure to see the figure in [Terms and Definitions](#) that shows a complete topology tree, including depths, child/sibling/cousin relationships, and an example of an asymmetric topology where one package has fewer caches than its peers.

### 22.6.2 Enumeration Type Documentation

#### 22.6.2.1 enum `hwloc_get_type_depth_e`

##### Enumerator:

- `HWLOC_TYPE_DEPTH_UNKNOWN`** No object of given type exists in the topology.
- `HWLOC_TYPE_DEPTH_MULTIPLE`** Objects of given type exist at different depth in the topology (only for Groups).
- `HWLOC_TYPE_DEPTH_NUMANODE`** Virtual depth for NUMA nodes.
- `HWLOC_TYPE_DEPTH_BRIDGE`** Virtual depth for bridge object level.
- `HWLOC_TYPE_DEPTH_PCI_DEVICE`** Virtual depth for PCI device object level.
- `HWLOC_TYPE_DEPTH_OS_DEVICE`** Virtual depth for software device object level.
- `HWLOC_TYPE_DEPTH_MISC`** Virtual depth for Misc object.
- `HWLOC_TYPE_DEPTH_MEMCACHE`** Virtual depth for MemCache object.

### 22.6.3 Function Documentation

#### 22.6.3.1 `hwloc_obj_type_t hwloc_get_depth_type (hwloc_topology_t topology, int depth)`

Returns the type of objects at depth `depth`. `depth` should be between 0 and `hwloc_topology_get_depth()-1`, or a virtual depth such as `HWLOC_TYPE_DEPTH_NUMANODE`.

**Returns:**

(`hwloc_obj_type_t`)-1 if depth `depth` does not exist.

#### 22.6.3.2 `int hwloc_get_memory_parents_depth (hwloc_topology_t topology)`

Return the depth of parents where memory objects are attached. Memory objects have virtual negative depths because they are not part of the main CPU-side hierarchy of objects. This depth should not be compared with other level depths.

If all Memory objects are attached to Normal parents at the same depth, this parent depth may be compared to other as usual, for instance for knowing whether NUMA nodes is attached above or below Packages.

**Returns:**

The depth of Normal parents of all memory children if all these parents have the same depth. For instance the depth of the Package level if all NUMA nodes are attached to Package objects. `HWLOC_TYPE_DEPTH_MULTIPLE` if Normal parents of all memory children do not have the same depth. For instance if some NUMA nodes are attached to Packages while others are attached to Groups.

#### 22.6.3.3 `unsigned hwloc_get_nbobjs_by_depth (hwloc_topology_t topology, int depth)`

Returns the width of level at depth `depth`.

#### 22.6.3.4 `static int hwloc_get_nbobjs_by_type (hwloc_topology_t topology, hwloc_obj_type_t type) [inline, static]`

Returns the width of level `type`. If no object for that type exists, 0 is returned. If there are several levels with objects of that type, -1 is returned.

#### 22.6.3.5 `static hwloc_obj_t hwloc_get_next_obj_by_depth (hwloc_topology_t topology, int depth, hwloc_obj_t prev) [inline, static]`

Returns the next object at depth `depth`. If `prev` is NULL, return the first object at depth `depth`.

#### 22.6.3.6 `static hwloc_obj_t hwloc_get_next_obj_by_type (hwloc_topology_t topology, hwloc_obj_type_t type, hwloc_obj_t prev) [inline, static]`

Returns the next object of type `type`. If `prev` is NULL, return the first object at type `type`. If there are multiple or no depth for given type, return NULL and let the caller fallback to `hwloc_get_next_obj_by_depth()`.

### 22.6.3.7 `hwloc_obj_t hwloc_get_obj_by_depth (hwloc_topology_t topology, int depth, unsigned idx)`

Returns the topology object at logical index `idx` from depth `depth`.

### 22.6.3.8 `static hwloc_obj_t hwloc_get_obj_by_type (hwloc_topology_t topology, hwloc_obj_type_t type, unsigned idx) [inline, static]`

Returns the topology object at logical index `idx` with type `type`. If no object for that type exists, `NULL` is returned. If there are several levels with objects of that type (`HWLOC_OBJ_GROUP`), `NULL` is returned and the caller may fallback to [hwloc\\_get\\_obj\\_by\\_depth\(\)](#).

### 22.6.3.9 `static hwloc_obj_t hwloc_get_root_obj (hwloc_topology_t topology) [inline, static]`

Returns the top-object of the topology-tree. Its type is `HWLOC_OBJ_MACHINE`.

### 22.6.3.10 `int hwloc_get_type_depth (hwloc_topology_t topology, hwloc_obj_type_t type)`

Returns the depth of objects of type `type`. If no object of this type is present on the underlying architecture, or if the OS doesn't provide this kind of information, the function returns `HWLOC_TYPE_DEPTH_UNKNOWN`.

If type is absent but a similar type is acceptable, see also [hwloc\\_get\\_type\\_or\\_below\\_depth\(\)](#) and [hwloc\\_get\\_type\\_or\\_above\\_depth\(\)](#).

If `HWLOC_OBJ_GROUP` is given, the function may return `HWLOC_TYPE_DEPTH_MULTIPLE` if multiple levels of Groups exist.

If a NUMA node, I/O or Misc object type is given, the function returns a virtual value because these objects are stored in special levels that are not CPU-related. This virtual depth may be passed to other hwloc functions such as [hwloc\\_get\\_obj\\_by\\_depth\(\)](#) but it should not be considered as an actual depth by the application. In particular, it should not be compared with any other object depth or with the entire topology depth.

See also:

[hwloc\\_get\\_memory\\_parents\\_depth\(\)](#).

[hwloc\\_type\\_sscanf\\_as\\_depth\(\)](#) for returning the depth of objects whose type is given as a string.

### 22.6.3.11 `static int hwloc_get_type_or_above_depth (hwloc_topology_t topology, hwloc_obj_type_t type) [inline, static]`

Returns the depth of objects of type `type` or above. If no object of this type is present on the underlying architecture, the function returns the depth of the first "present" object typically containing `type`.

This function is only meaningful for normal object types. If a memory, I/O or Misc object type is given, the corresponding virtual depth is always returned (see [hwloc\\_get\\_type\\_depth\(\)](#)).

May return `HWLOC_TYPE_DEPTH_MULTIPLE` for `HWLOC_OBJ_GROUP` just like [hwloc\\_get\\_type\\_depth\(\)](#).

**22.6.3.12** `static int hwloc_get_type_or_below_depth (hwloc_topology_t topology, hwloc_obj_type_t type) [inline, static]`

Returns the depth of objects of type `type` or below. If no object of this type is present on the underlying architecture, the function returns the depth of the first "present" object typically found inside `type`.

This function is only meaningful for normal object types. If a memory, I/O or Misc object type is given, the corresponding virtual depth is always returned (see [hwloc\\_get\\_type\\_depth\(\)](#)).

May return `HWLOC_TYPE_DEPTH_MULTIPLE` for `HWLOC_OBJ_GROUP` just like [hwloc\\_get\\_type\\_depth\(\)](#).

**22.6.3.13** `int hwloc_topology_get_depth (hwloc_topology_t restrict topology)`

Get the depth of the hierarchical tree of objects. This is the depth of `HWLOC_OBJ_PU` objects plus one.

**Note:**

NUMA nodes, I/O and Misc objects are ignored when computing the depth of the tree (they are placed on special levels).

## 22.7 Converting between Object Types and Attributes, and Strings

### Functions

- `const char * hwloc_obj_type_string` (`hwloc_obj_type_t` type)
- `int hwloc_obj_type_snprintf` (`char *restrict string`, `size_t size`, `hwloc_obj_t obj`, `int verbose`)
- `int hwloc_obj_attr_snprintf` (`char *restrict string`, `size_t size`, `hwloc_obj_t obj`, `const char *restrict separator`, `int verbose`)
- `int hwloc_type_sscanf` (`const char *string`, `hwloc_obj_type_t *typep`, `union hwloc_obj_attr_u *attrp`, `size_t attrsize`)
- `int hwloc_type_sscanf_as_depth` (`const char *string`, `hwloc_obj_type_t *typep`, `hwloc_topology_t topology`, `int *depthp`)

### 22.7.1 Function Documentation

#### 22.7.1.1 `int hwloc_obj_attr_snprintf` (`char *restrict string`, `size_t size`, `hwloc_obj_t obj`, `const char *restrict separator`, `int verbose`)

Stringify the attributes of a given topology object into a human-readable form. Attribute values are separated by `separator`.

Only the major attributes are printed in non-verbose mode.

If `size` is 0, `string` may safely be `NULL`.

#### Returns:

the number of character that were actually written if not truncating, or that would have been written (not including the ending `\0`).

#### 22.7.1.2 `int hwloc_obj_type_snprintf` (`char *restrict string`, `size_t size`, `hwloc_obj_t obj`, `int verbose`)

Stringify the type of a given topology object into a human-readable form. Contrary to `hwloc_obj_type_string()`, this function includes object-specific attributes (such as the Group depth, the Bridge type, or OS device type) in the output, and it requires the caller to provide the output buffer.

The output is guaranteed to be the same for all objects of a same topology level.

If `verbose` is 1, longer type names are used, e.g. `L1Cache` instead of `L1`.

The output string may be parsed back by `hwloc_type_sscanf()`.

If `size` is 0, `string` may safely be `NULL`.

#### Returns:

the number of character that were actually written if not truncating, or that would have been written (not including the ending `\0`).

#### 22.7.1.3 `const char* hwloc_obj_type_string` (`hwloc_obj_type_t type`)

Return a constant stringified object type. This function is the basic way to convert a generic type into a string. The output string may be parsed back by `hwloc_type_sscanf()`.



[hwloc\\_obj\\_type\\_snprintf\(\)](#) may return a more precise output for a specific object, but it requires the caller to provide the output buffer.

#### 22.7.1.4 `int hwloc_type_sscanf (const char * string, hwloc_obj_type_t * typep, union hwloc_obj_attr_u * attrp, size_t attrsize)`

Return an object type and attributes from a type string. Convert strings such as "Package" or "L1iCache" into the corresponding types. Matching is case-insensitive, and only the first letters are actually required to match.

The matched object type is set in `typep` (which cannot be NULL).

Type-specific attributes, for instance Cache type, Cache depth, Group depth, Bridge type or OS Device type may be returned in `attrp`. Attributes that are not specified in the string (for instance "Group" without a depth, or "L2Cache" without a cache type) are set to -1.

`attrp` is only filled if not NULL and if its size specified in `attrsize` is large enough. It should be at least as large as union [hwloc\\_obj\\_attr\\_u](#).

#### Returns:

0 if a type was correctly identified, otherwise -1.

#### Note:

This function is guaranteed to match any string returned by [hwloc\\_obj\\_type\\_string\(\)](#) or [hwloc\\_obj\\_type\\_snprintf\(\)](#).

This is an extended version of the now deprecated [hwloc\\_obj\\_type\\_sscanf\(\)](#).

#### 22.7.1.5 `int hwloc_type_sscanf_as_depth (const char * string, hwloc_obj_type_t * typep, hwloc_topology_t topology, int * depthp)`

Return an object type and its level depth from a type string. Convert strings such as "Package" or "L1iCache" into the corresponding types and return in `depthp` the depth of the corresponding level in the topology `topology`.

If no object of this type is present on the underlying architecture, [HWLOC\\_TYPE\\_DEPTH\\_UNKNOWN](#) is returned.

If multiple such levels exist (for instance if giving Group without any depth), the function may return [HWLOC\\_TYPE\\_DEPTH\\_MULTIPLE](#) instead.

The matched object type is set in `typep` if `typep` is non NULL.

#### Note:

This function is similar to [hwloc\\_type\\_sscanf\(\)](#) followed by [hwloc\\_get\\_type\\_depth\(\)](#) but it also automatically disambiguates multiple group levels etc.

This function is guaranteed to match any string returned by [hwloc\\_obj\\_type\\_string\(\)](#) or [hwloc\\_obj\\_type\\_snprintf\(\)](#).

## 22.8 Consulting and Adding Key-Value Info Attributes

### Functions

- static const char \* [hwloc\\_obj\\_get\\_info\\_by\\_name](#) ([hwloc\\_obj\\_t](#) obj, const char \*name)
- int [hwloc\\_obj\\_add\\_info](#) ([hwloc\\_obj\\_t](#) obj, const char \*name, const char \*value)

### 22.8.1 Function Documentation

#### 22.8.1.1 int [hwloc\\_obj\\_add\\_info](#) ([hwloc\\_obj\\_t](#) obj, const char \* name, const char \* value)

Add the given info name and value pair to the given object. The info is appended to the existing info array even if another key with the same name already exists.

The input strings are copied before being added in the object infos.

#### Returns:

0 on success, -1 on error.

#### Note:

This function may be used to enforce object colors in the lstopo graphical output by using "lstopoStyle" as a name and "Background=#rrggbb" as a value. See CUSTOM COLORS in the lstopo(1) manpage for details.

If `value` contains some non-printable characters, they will be dropped when exporting to XML, see [hwloc\\_topology\\_export\\_xml\(\)](#) in [hwloc/export.h](#).

#### 22.8.1.2 static const char\* [hwloc\\_obj\\_get\\_info\\_by\\_name](#) ([hwloc\\_obj\\_t](#) obj, const char \* name) [inline, static]

Search the given key name in object infos and return the corresponding value. If multiple keys match the given name, only the first one is returned.

#### Returns:

NULL if no such key exists.

## 22.9 CPU binding

### Enumerations

- enum `hwloc_cpubind_flags_t` { `HWLOC_CPUBIND_PROCESS`, `HWLOC_CPUBIND_THREAD`, `HWLOC_CPUBIND_STRICT`, `HWLOC_CPUBIND_NOMEMBIND` }

### Functions

- int `hwloc_set_cpubind` (`hwloc_topology_t` topology, `hwloc_const_cpuset_t` set, int flags)
- int `hwloc_get_cpubind` (`hwloc_topology_t` topology, `hwloc_cpuset_t` set, int flags)
- int `hwloc_set_proc_cpubind` (`hwloc_topology_t` topology, `hwloc_pid_t` pid, `hwloc_const_cpuset_t` set, int flags)
- int `hwloc_get_proc_cpubind` (`hwloc_topology_t` topology, `hwloc_pid_t` pid, `hwloc_cpuset_t` set, int flags)
- int `hwloc_set_thread_cpubind` (`hwloc_topology_t` topology, `hwloc_thread_t` thread, `hwloc_const_cpuset_t` set, int flags)
- int `hwloc_get_thread_cpubind` (`hwloc_topology_t` topology, `hwloc_thread_t` thread, `hwloc_cpuset_t` set, int flags)
- int `hwloc_get_last_cpu_location` (`hwloc_topology_t` topology, `hwloc_cpuset_t` set, int flags)
- int `hwloc_get_proc_last_cpu_location` (`hwloc_topology_t` topology, `hwloc_pid_t` pid, `hwloc_cpuset_t` set, int flags)

### 22.9.1 Detailed Description

Some operating systems only support binding threads or processes to a single PU. Others allow binding to larger sets such as entire Cores or Packages or even random sets of individual PUs. In such operating system, the scheduler is free to run the task on one of these PU, then migrate it to another PU, etc. It is often useful to call `hwloc_bitmap_singlify()` on the target CPU set before passing it to the binding function to avoid these expensive migrations. See the documentation of `hwloc_bitmap_singlify()` for details.

Some operating systems do not provide all hwloc-supported mechanisms to bind processes, threads, etc. `hwloc_topology_get_support()` may be used to query about the actual CPU binding support in the currently used operating system.

When the requested binding operation is not available and the `HWLOC_CPUBIND_STRICT` flag was passed, the function returns `-1`. `errno` is set to `ENOSYS` when it is not possible to bind the requested kind of object processes/threads. `errno` is set to `EXDEV` when the requested cpuset can not be enforced (e.g. some systems only allow one CPU, and some other systems only allow one NUMA node).

If `HWLOC_CPUBIND_STRICT` was not passed, the function may fail as well, or the operating system may use a slightly different operation (with side-effects, smaller binding set, etc.) when the requested operation is not exactly supported.

The most portable version that should be preferred over the others, whenever possible, is the following one which just binds the current program, assuming it is single-threaded:

```
hwloc_set_cpubind(topology, set, 0),
```

If the program may be multithreaded, the following one should be preferred to only bind the current thread:

```
hwloc_set_cpubind(topology, set, HWLOC_CPUBIND_THREAD),
```

**See also:**

Some example codes are available under `doc/examples/` in the source tree.

**Note:**

To unbind, just call the binding function with either a full cpuset or a cpuset equal to the system cpuset. On some operating systems, CPU binding may have effects on memory binding, see [HWLOC\\_CPUBIND\\_NOMEMBIND](#)

Running `lstopo --top` or `hwloc-ps` can be a very convenient tool to check how binding actually happened.

## 22.9.2 Enumeration Type Documentation

### 22.9.2.1 `enum hwloc_cpубind_flags_t`

Process/Thread binding flags. These bit flags can be used to refine the binding policy.

The default (0) is to bind the current process, assumed to be single-threaded, in a non-strict way. This is the most portable way to bind as all operating systems usually provide it.

**Note:**

Not all systems support all kinds of binding. See the "Detailed Description" section of [CPU binding](#) for a description of errors that can occur.

**Enumerator:**

***HWLOC\_CPUBIND\_PROCESS*** Bind all threads of the current (possibly) multithreaded process.

***HWLOC\_CPUBIND\_THREAD*** Bind current thread of current process.

***HWLOC\_CPUBIND\_STRICT*** Request for strict binding from the OS. By default, when the designated CPUs are all busy while other CPUs are idle, operating systems may execute the thread/process on those other CPUs instead of the designated CPUs, to let them progress anyway. Strict binding means that the thread/process will *never* execute on other cpus than the designated CPUs, even when those are busy with other tasks and other CPUs are idle.

**Note:**

Depending on the operating system, strict binding may not be possible (e.g., the OS does not implement it) or not allowed (e.g., for an administrative reasons), and the function will fail in that case.

When retrieving the binding of a process, this flag checks whether all its threads actually have the same binding. If the flag is not given, the binding of each thread will be accumulated.

**Note:**

This flag is meaningless when retrieving the binding of a thread.

***HWLOC\_CPUBIND\_NOMEMBIND*** Avoid any effect on memory binding. On some operating systems, some CPU binding function would also bind the memory on the corresponding NUMA node. It is often not a problem for the application, but if it is, setting this flag will make `hwloc` avoid using OS functions that would also bind memory. This will however reduce the support of CPU bindings, i.e. potentially return -1 with `errno` set to `ENOSYS` in some cases.

This flag is only meaningful when used with functions that set the CPU binding. It is ignored when used with functions that get CPU binding information.

### 22.9.3 Function Documentation

#### 22.9.3.1 `int hwloc_get_cpupind (hwloc_topology_t topology, hwloc_cpuset_t set, int flags)`

Get current process or thread binding. Writes into `set` the physical cpuset which the process or thread (according to `flags`) was last bound to.

#### 22.9.3.2 `int hwloc_get_last_cpu_location (hwloc_topology_t topology, hwloc_cpuset_t set, int flags)`

Get the last physical CPU where the current process or thread ran. The operating system may move some tasks from one processor to another at any time according to their binding, so this function may return something that is already outdated.

`flags` can include either [HWLOC\\_CPUBIND\\_PROCESS](#) or [HWLOC\\_CPUBIND\\_THREAD](#) to specify whether the query should be for the whole process (union of all CPUs on which all threads are running), or only the current thread. If the process is single-threaded, `flags` can be set to zero to let `hwloc` use whichever method is available on the underlying OS.

#### 22.9.3.3 `int hwloc_get_proc_cpupind (hwloc_topology_t topology, hwloc_pid_t pid, hwloc_cpuset_t set, int flags)`

Get the current physical binding of process `pid`.

**Note:**

`hwloc_pid_t` is `pid_t` on Unix platforms, and `HANDLE` on native Windows platforms. As a special case on Linux, if a `tid` (thread ID) is supplied instead of a `pid` (process ID) and [HWLOC\\_CPUBIND\\_THREAD](#) is passed in `flags`, the binding for that specific thread is returned. On non-Linux systems, [HWLOC\\_CPUBIND\\_THREAD](#) can not be used in `flags`.

#### 22.9.3.4 `int hwloc_get_proc_last_cpu_location (hwloc_topology_t topology, hwloc_pid_t pid, hwloc_cpuset_t set, int flags)`

Get the last physical CPU where a process ran. The operating system may move some tasks from one processor to another at any time according to their binding, so this function may return something that is already outdated.

**Note:**

`hwloc_pid_t` is `pid_t` on Unix platforms, and `HANDLE` on native Windows platforms. As a special case on Linux, if a `tid` (thread ID) is supplied instead of a `pid` (process ID) and [HWLOC\\_CPUBIND\\_THREAD](#) is passed in `flags`, the last CPU location of that specific thread is returned. On non-Linux systems, [HWLOC\\_CPUBIND\\_THREAD](#) can not be used in `flags`.

#### 22.9.3.5 `int hwloc_get_thread_cpupind (hwloc_topology_t topology, hwloc_thread_t thread, hwloc_cpuset_t set, int flags)`

Get the current physical binding of thread `tid`.

**Note:**

`hwloc_thread_t` is `pthread_t` on Unix platforms, and `HANDLE` on native Windows platforms. `HWLOC_CPUBIND_PROCESS` can not be used in `flags`.

**22.9.3.6 int hwloc\_set\_cpupbind (hwloc\_topology\_t topology, hwloc\_const\_cpuset\_t set, int flags)**

Bind current process or thread on cpus given in physical bitmap `set`.

**Returns:**

- 1 with `errno` set to `ENOSYS` if the action is not supported
- 1 with `errno` set to `EXDEV` if the binding cannot be enforced

**22.9.3.7 int hwloc\_set\_proc\_cpupbind (hwloc\_topology\_t topology, hwloc\_pid\_t pid, hwloc\_const\_cpuset\_t set, int flags)**

Bind a process `pid` on cpus given in physical bitmap `set`.

**Note:**

`hwloc_pid_t` is `pid_t` on Unix platforms, and `HANDLE` on native Windows platforms. As a special case on Linux, if a `tid` (thread ID) is supplied instead of a `pid` (process ID) and `HWLOC_CPUBIND_THREAD` is passed in `flags`, the binding is applied to that specific thread. On non-Linux systems, `HWLOC_CPUBIND_THREAD` can not be used in `flags`.

**22.9.3.8 int hwloc\_set\_thread\_cpupbind (hwloc\_topology\_t topology, hwloc\_thread\_t thread, hwloc\_const\_cpuset\_t set, int flags)**

Bind a thread `thread` on cpus given in physical bitmap `set`.

**Note:**

`hwloc_thread_t` is `pthread_t` on Unix platforms, and `HANDLE` on native Windows platforms. `HWLOC_CPUBIND_PROCESS` can not be used in `flags`.

## 22.10 Memory binding

### Enumerations

- enum `hwloc_membind_policy_t` {  
`HWLOC_MEMBIND_DEFAULT`, `HWLOC_MEMBIND_FIRSTTOUCH`, `HWLOC_MEMBIND_BIND`, `HWLOC_MEMBIND_INTERLEAVE`,  
`HWLOC_MEMBIND_NEXTTOUCH`, `HWLOC_MEMBIND_MIXED` }
- enum `hwloc_membind_flags_t` {  
`HWLOC_MEMBIND_PROCESS`, `HWLOC_MEMBIND_THREAD`, `HWLOC_MEMBIND_STRICT`, `HWLOC_MEMBIND_MIGRATE`,  
`HWLOC_MEMBIND_NOCPUBIND`, `HWLOC_MEMBIND_BYNODESET` }

### Functions

- int `hwloc_set_membind` (`hwloc_topology_t` topology, `hwloc_const_bitmap_t` set, `hwloc_membind_policy_t` policy, int flags)
- int `hwloc_get_membind` (`hwloc_topology_t` topology, `hwloc_bitmap_t` set, `hwloc_membind_policy_t` \*policy, int flags)
- int `hwloc_set_proc_membind` (`hwloc_topology_t` topology, `hwloc_pid_t` pid, `hwloc_const_bitmap_t` set, `hwloc_membind_policy_t` policy, int flags)
- int `hwloc_get_proc_membind` (`hwloc_topology_t` topology, `hwloc_pid_t` pid, `hwloc_bitmap_t` set, `hwloc_membind_policy_t` \*policy, int flags)
- int `hwloc_set_area_membind` (`hwloc_topology_t` topology, const void \*addr, size\_t len, `hwloc_const_bitmap_t` set, `hwloc_membind_policy_t` policy, int flags)
- int `hwloc_get_area_membind` (`hwloc_topology_t` topology, const void \*addr, size\_t len, `hwloc_bitmap_t` set, `hwloc_membind_policy_t` \*policy, int flags)
- int `hwloc_get_area_memlocation` (`hwloc_topology_t` topology, const void \*addr, size\_t len, `hwloc_bitmap_t` set, int flags)
- void \* `hwloc_alloc` (`hwloc_topology_t` topology, size\_t len)
- void \* `hwloc_alloc_membind` (`hwloc_topology_t` topology, size\_t len, `hwloc_const_bitmap_t` set, `hwloc_membind_policy_t` policy, int flags)
- static void \* `hwloc_alloc_membind_policy` (`hwloc_topology_t` topology, size\_t len, `hwloc_const_bitmap_t` set, `hwloc_membind_policy_t` policy, int flags)
- int `hwloc_free` (`hwloc_topology_t` topology, void \*addr, size\_t len)

### 22.10.1 Detailed Description

Memory binding can be done three ways:

- explicit memory allocation thanks to `hwloc_alloc_membind()` and friends: the binding will have effect on the memory allocated by these functions.
- implicit memory binding through binding policy: `hwloc_set_membind()` and friends only define the current policy of the process, which will be applied to the subsequent calls to `malloc()` and friends.
- migration of existing memory ranges, thanks to `hwloc_set_area_membind()` and friends, which move already-allocated data.

Not all operating systems support all three ways. [hwloc\\_topology\\_get\\_support\(\)](#) may be used to query about the actual memory binding support in the currently used operating system.

When the requested binding operation is not available and the [HWLOC\\_MEMBIND\\_STRICT](#) flag was passed, the function returns -1. `errno` will be set to `ENOSYS` when the system does support the specified action or policy (e.g., some systems only allow binding memory on a per-thread basis, whereas other systems only allow binding memory for all threads in a process). `errno` will be set to `EXDEV` when the requested set can not be enforced (e.g., some systems only allow binding memory to a single NUMA node).

If [HWLOC\\_MEMBIND\\_STRICT](#) was not passed, the function may fail as well, or the operating system may use a slightly different operation (with side-effects, smaller binding set, etc.) when the requested operation is not exactly supported.

The most portable form that should be preferred over the others whenever possible is as follows. It allocates some memory hopefully bound to the specified set. To do so, hwloc will possibly have to change the current memory binding policy in order to actually get the memory bound, if the OS does not provide any other way to simply allocate bound memory without changing the policy for all allocations. That is the difference with [hwloc\\_alloc\\_membind\(\)](#), which will never change the current memory binding policy.

```
hwloc_alloc_membind_policy(topology, size, set,
                          HWLOC_MEMBIND_BIND, 0);
```

Each hwloc memory binding function takes a bitmap argument that is a CPU set by default, or a NUMA memory node set if the flag [HWLOC\\_MEMBIND\\_BYNODESET](#) is specified. See [Object Sets \(hwloc\\_cpuset\\_t and hwloc\\_noderset\\_t\)](#) and [The bitmap API](#) for a discussion of CPU sets and NUMA memory node sets. It is also possible to convert between CPU set and node set using [hwloc\\_cpuset\\_to\\_noderset\(\)](#) or [hwloc\\_cpuset\\_from\\_noderset\(\)](#).

Memory binding by CPU set cannot work for CPU-less NUMA memory nodes. Binding by nodeset should therefore be preferred whenever possible.

**See also:**

Some example codes are available under `doc/examples/` in the source tree.

**Note:**

On some operating systems, memory binding affects the CPU binding; see [HWLOC\\_MEMBIND\\_NOCPUBIND](#)

## 22.10.2 Enumeration Type Documentation

### 22.10.2.1 enum hwloc\_membind\_flags\_t

Memory binding flags. These flags can be used to refine the binding policy. All flags can be logically OR'ed together with the exception of [HWLOC\\_MEMBIND\\_PROCESS](#) and [HWLOC\\_MEMBIND\\_THREAD](#); these two flags are mutually exclusive.

Not all systems support all kinds of binding. [hwloc\\_topology\\_get\\_support\(\)](#) may be used to query about the actual memory binding support in the currently used operating system. See the "Detailed Description" section of [Memory binding](#) for a description of errors that can occur.

**Enumerator:**

***HWLOC\_MEMBIND\_PROCESS*** Set policy for all threads of the specified (possibly multi-threaded) process. This flag is mutually exclusive with [HWLOC\\_MEMBIND\\_THREAD](#).



**HWLOC\_MEMBIND\_THREAD** Set policy for a specific thread of the current process. This flag is mutually exclusive with [HWLOC\\_MEMBIND\\_PROCESS](#).

**HWLOC\_MEMBIND\_STRICT** Request strict binding from the OS. The function will fail if the binding can not be guaranteed / completely enforced.

This flag has slightly different meanings depending on which function it is used with.

**HWLOC\_MEMBIND\_MIGRATE** Migrate existing allocated memory. If the memory cannot be migrated and the [HWLOC\\_MEMBIND\\_STRICT](#) flag is passed, an error will be returned.

**HWLOC\_MEMBIND\_NOCPUBIND** Avoid any effect on CPU binding. On some operating systems, some underlying memory binding functions also bind the application to the corresponding CPU(s). Using this flag will cause hwloc to avoid using OS functions that could potentially affect CPU bindings. Note, however, that using NOCPUBIND may reduce hwloc's overall memory binding support. Specifically: some of hwloc's memory binding functions may fail with errno set to ENOSYS when used with NOCPUBIND.

**HWLOC\_MEMBIND\_BYNODESET** Consider the bitmap argument as a nodeset. The bitmap argument is considered a nodeset if this flag is given, or a cpuset otherwise by default.

Memory binding by CPU set cannot work for CPU-less NUMA memory nodes. Binding by nodeset should therefore be preferred whenever possible.

### 22.10.2.2 enum hwloc\_membind\_policy\_t

Memory binding policy. These constants can be used to choose the binding policy. Only one policy can be used at a time (i.e., the values cannot be OR'ed together).

Not all systems support all kinds of binding. [hwloc\\_topology\\_get\\_support\(\)](#) may be used to query about the actual memory binding policy support in the currently used operating system. See the "Detailed Description" section of [Memory binding](#) for a description of errors that can occur.

#### Enumerator:

**HWLOC\_MEMBIND\_DEFAULT** Reset the memory allocation policy to the system default. Depending on the operating system, this may correspond to [HWLOC\\_MEMBIND\\_FIRSTTOUCH](#) (Linux), or [HWLOC\\_MEMBIND\\_BIND](#) (AIX, HP-UX, Solaris, Windows). This policy is never returned by get\_membind functions. The nodeset argument is ignored.

**HWLOC\_MEMBIND\_FIRSTTOUCH** Allocate each memory page individually on the local NUMA node of the thread that touches it. The given nodeset should usually be [hwloc\\_topology\\_get\\_topology\\_nodeset\(\)](#) so that the touching thread may run and allocate on any node in the system.

On AIX, if the nodeset is smaller, pages are allocated locally (if the local node is in the nodeset) or from a random non-local node (otherwise).

**HWLOC\_MEMBIND\_BIND** Allocate memory on the specified nodes.

**HWLOC\_MEMBIND\_INTERLEAVE** Allocate memory on the given nodes in an interleaved / round-robin manner. The precise layout of the memory across multiple NUMA nodes is OS-/system specific. Interleaving can be useful when threads distributed across the specified NUMA nodes will all be accessing the whole memory range concurrently, since the interleave will then balance the memory references.

**HWLOC\_MEMBIND\_NEXTTOUCH** For each page bound with this policy, by next time it is touched (and next time only), it is moved from its current location to the local NUMA node of the thread where the memory reference occurred (if it needs to be moved at all).

**HWLOC\_MEMBIND\_MIXED** Returned by get\_membind() functions when multiple threads or parts of a memory area have differing memory binding policies. Also returned when binding is unknown because binding hooks are empty when the topology is loaded from XML without HWLOC\_THISSYSTEM=1, etc.

## 22.10.3 Function Documentation

### 22.10.3.1 `void* hwloc_alloc (hwloc_topology_t topology, size_t len)`

Allocate some memory. This is equivalent to `malloc()`, except that it tries to allocate page-aligned memory from the OS.

**Note:**

The allocated memory should be freed with `hwloc_free()`.

### 22.10.3.2 `void* hwloc_alloc_membind (hwloc_topology_t topology, size_t len, hwloc_const_bitmap_t set, hwloc_membind_policy_t policy, int flags)`

Allocate some memory on NUMA memory nodes specified by `set`.

**Returns:**

NULL with `errno` set to `ENOSYS` if the action is not supported and `HWLOC_MEMBIND_STRICT` is given

NULL with `errno` set to `EXDEV` if the binding cannot be enforced and `HWLOC_MEMBIND_STRICT` is given

NULL with `errno` set to `ENOMEM` if the memory allocation failed even before trying to bind.

If `HWLOC_MEMBIND_BYNODESET` is specified, `set` is considered a nodeset. Otherwise it's a cpuset.

**Note:**

The allocated memory should be freed with `hwloc_free()`.

### 22.10.3.3 `static void* hwloc_alloc_membind_policy (hwloc_topology_t topology, size_t len, hwloc_const_bitmap_t set, hwloc_membind_policy_t policy, int flags) [inline, static]`

Allocate some memory on NUMA memory nodes specified by `set`. This is similar to `hwloc_alloc_membind_nodeset()` except that it is allowed to change the current memory binding policy, thus providing more binding support, at the expense of changing the current state.

If `HWLOC_MEMBIND_BYNODESET` is specified, `set` is considered a nodeset. Otherwise it's a cpuset.

### 22.10.3.4 `int hwloc_free (hwloc_topology_t topology, void * addr, size_t len)`

Free memory that was previously allocated by `hwloc_alloc()` or `hwloc_alloc_membind()`.

### 22.10.3.5 `int hwloc_get_area_membind (hwloc_topology_t topology, const void * addr, size_t len, hwloc_bitmap_t set, hwloc_membind_policy_t * policy, int flags)`

Query the CPUs near the physical NUMA node(s) and binding policy of the memory identified by (`addr`, `len`). This function has two output parameters: `set` and `policy`. The values returned in these parameters depend on both the `flags` passed in and the memory binding policies and nodesets of the pages in the address range.

If `HWLOC_MEMBIND_STRICT` is specified, the target pages are first checked to see if they all have the same memory binding policy and nodeset. If they do not, -1 is returned and `errno` is set to `EXDEV`. If they are identical across all pages, the set and policy are returned in `set` and `policy`, respectively.

If `HWLOC_MEMBIND_STRICT` is not specified, the union of all NUMA node(s) containing pages in the address range is calculated. If all pages in the target have the same policy, it is returned in `policy`. Otherwise, `policy` is set to `HWLOC_MEMBIND_MIXED`.

If `HWLOC_MEMBIND_BYNODESET` is specified, `set` is considered a nodeset. Otherwise it's a cpuset.

If any other flags are specified, -1 is returned and `errno` is set to `EINVAL`.

If `len` is 0, -1 is returned and `errno` is set to `EINVAL`.

### 22.10.3.6 `int hwloc_get_area_memlocation(hwloc_topology_t topology, const void * addr, size_t len, hwloc_bitmap_t set, int flags)`

Get the NUMA nodes where memory identified by (`addr`, `len`) is physically allocated. Fills `set` according to the NUMA nodes where the memory area pages are physically allocated. If no page is actually allocated yet, `set` may be empty.

If pages spread to multiple nodes, it is not specified whether they spread equitably, or whether most of them are on a single node, etc.

The operating system may move memory pages from one processor to another at any time according to their binding, so this function may return something that is already outdated.

If `HWLOC_MEMBIND_BYNODESET` is specified in `flags`, `set` is considered a nodeset. Otherwise it's a cpuset.

If `len` is 0, `set` is emptied.

### 22.10.3.7 `int hwloc_get_membind(hwloc_topology_t topology, hwloc_bitmap_t set, hwloc_membind_policy_t * policy, int flags)`

Query the default memory binding policy and physical locality of the current process or thread. This function has two output parameters: `set` and `policy`. The values returned in these parameters depend on both the `flags` passed in and the current memory binding policies and nodesets in the queried target.

Passing the `HWLOC_MEMBIND_PROCESS` flag specifies that the query target is the current policies and nodesets for all the threads in the current process. Passing `HWLOC_MEMBIND_THREAD` specifies that the query target is the current policy and nodeset for only the thread invoking this function.

If neither of these flags are passed (which is the most portable method), the process is assumed to be single threaded. This allows `hwloc` to use either process-based OS functions or thread-based OS functions, depending on which are available.

`HWLOC_MEMBIND_STRICT` is only meaningful when `HWLOC_MEMBIND_PROCESS` is also specified. In this case, `hwloc` will check the default memory policies and nodesets for all threads in the process. If they are not identical, -1 is returned and `errno` is set to `EXDEV`. If they are identical, the values are returned in `set` and `policy`.

Otherwise, if `HWLOC_MEMBIND_PROCESS` is specified (and `HWLOC_MEMBIND_STRICT` is *not* specified), the default set from each thread is logically OR'ed together. If all threads' default policies are the same, `policy` is set to that policy. If they are different, `policy` is set to `HWLOC_MEMBIND_MIXED`.

In the `HWLOC_MEMBIND_THREAD` case (or when neither `HWLOC_MEMBIND_PROCESS` or `HWLOC_MEMBIND_THREAD` is specified), there is only one set and policy; they are returned in `set`

and `policy`, respectively.

If `HWLOC_MEMBIND_BYNODESET` is specified, `set` is considered a nodeset. Otherwise it's a cpuset.

If any other flags are specified, -1 is returned and `errno` is set to `EINVAL`.

### 22.10.3.8 `int hwloc_get_proc_mbind(hwloc_topology_t topology, hwloc_pid_t pid, hwloc_bitmap_t set, hwloc_mbind_policy_t * policy, int flags)`

Query the default memory binding policy and physical locality of the specified process. This function has two output parameters: `set` and `policy`. The values returned in these parameters depend on both the `flags` passed in and the current memory binding policies and nodesets in the queried target.

Passing the `HWLOC_MEMBIND_PROCESS` flag specifies that the query target is the current policies and nodesets for all the threads in the specified process. If `HWLOC_MEMBIND_PROCESS` is not specified (which is the most portable method), the process is assumed to be single threaded. This allows `hwloc` to use either process-based OS functions or thread-based OS functions, depending on which are available.

Note that it does not make sense to pass `HWLOC_MEMBIND_THREAD` to this function.

If `HWLOC_MEMBIND_STRICT` is specified, `hwloc` will check the default memory policies and nodesets for all threads in the specified process. If they are not identical, -1 is returned and `errno` is set to `EXDEV`. If they are identical, the values are returned in `set` and `policy`.

Otherwise, `set` is set to the logical OR of all threads' default set. If all threads' default policies are the same, `policy` is set to that policy. If they are different, `policy` is set to `HWLOC_MEMBIND_MIXED`.

If `HWLOC_MEMBIND_BYNODESET` is specified, `set` is considered a nodeset. Otherwise it's a cpuset.

If any other flags are specified, -1 is returned and `errno` is set to `EINVAL`.

#### Note:

`hwloc_pid_t` is `pid_t` on Unix platforms, and `HANDLE` on native Windows platforms.

### 22.10.3.9 `int hwloc_set_area_mbind(hwloc_topology_t topology, const void * addr, size_t len, hwloc_const_bitmap_t set, hwloc_mbind_policy_t policy, int flags)`

Bind the already-allocated memory identified by (`addr`, `len`) to the NUMA node(s) specified by `set`. If `HWLOC_MEMBIND_BYNODESET` is specified, `set` is considered a nodeset. Otherwise it's a cpuset.

#### Returns:

- 0 if `len` is 0.
- 1 with `errno` set to `ENOSYS` if the action is not supported
- 1 with `errno` set to `EXDEV` if the binding cannot be enforced

### 22.10.3.10 `int hwloc_set_mbind(hwloc_topology_t topology, hwloc_const_bitmap_t set, hwloc_mbind_policy_t policy, int flags)`

Set the default memory binding policy of the current process or thread to prefer the NUMA node(s) specified by `set`. If neither `HWLOC_MEMBIND_PROCESS` nor `HWLOC_MEMBIND_THREAD` is specified, the current process is assumed to be single-threaded. This is the most portable form as it permits `hwloc` to use either process-based OS functions or thread-based OS functions, depending on which are available.

If `HWLOC_MEMBIND_BYNODESET` is specified, `set` is considered a nodeset. Otherwise it's a cpuset.

**Returns:**

- 1 with `errno` set to `ENOSYS` if the action is not supported
- 1 with `errno` set to `EXDEV` if the binding cannot be enforced

**22.10.3.11** `int hwloc_set_proc_mbind (hwloc_topology_t topology, hwloc_pid_t pid, hwloc_const_bitmap_t set, hwloc_mbind_policy_t policy, int flags)`

Set the default memory binding policy of the specified process to prefer the NUMA node(s) specified by `set`. If `HWLOC_MEBIND_BYNODESET` is specified, `set` is considered a nodeset. Otherwise it's a cpuset.

**Returns:**

- 1 with `errno` set to `ENOSYS` if the action is not supported
- 1 with `errno` set to `EXDEV` if the binding cannot be enforced

**Note:**

`hwloc_pid_t` is `pid_t` on Unix platforms, and `HANDLE` on native Windows platforms.

## 22.11 Changing the Source of Topology Discovery

### Enumerations

- enum `hwloc_topology_components_flag_e` { `HWLOC_TOPOLOGY_COMPONENTS_FLAG_BLACKLIST` }

### Functions

- int `hwloc_topology_set_pid` (`hwloc_topology_t` restrict topology, `hwloc_pid_t` pid)
- int `hwloc_topology_set_synthetic` (`hwloc_topology_t` restrict topology, const char \*restrict description)
- int `hwloc_topology_set_xml` (`hwloc_topology_t` restrict topology, const char \*restrict xmlpath)
- int `hwloc_topology_set_xmlbuffer` (`hwloc_topology_t` restrict topology, const char \*restrict buffer, int size)
- int `hwloc_topology_set_components` (`hwloc_topology_t` restrict topology, unsigned long flags, const char \*restrict name)

#### 22.11.1 Detailed Description

If none of the functions below is called, the default is to detect all the objects of the machine that the caller is allowed to access.

This default behavior may also be modified through environment variables if the application did not modify it already. Setting `HWLOC_XMLFILE` in the environment enforces the discovery from a XML file as if `hwloc_topology_set_xml()` had been called. Setting `HWLOC_SYNTHETIC` enforces a synthetic topology as if `hwloc_topology_set_synthetic()` had been called.

Finally, `HWLOC_THISSYSTEM` enforces the return value of `hwloc_topology_is_thissystem()`.

#### 22.11.2 Enumeration Type Documentation

##### 22.11.2.1 enum `hwloc_topology_components_flag_e`

Flags to be passed to `hwloc_topology_set_components()`.

##### Enumerator:

**`HWLOC_TOPOLOGY_COMPONENTS_FLAG_BLACKLIST`** Blacklist the target component from being used.

#### 22.11.3 Function Documentation

##### 22.11.3.1 int `hwloc_topology_set_components` (`hwloc_topology_t` restrict topology, unsigned long flags, const char \*restrict name)

Prevent a discovery component from being used for a topology. `name` is the name of the discovery component that should not be used when loading topology `topology`. The name is a string such as "cuda".

For components with multiple phases, it may also be suffixed with the name of a phase, for instance "linux:io".

flags should be [HWLOC\\_TOPOLOGY\\_COMPONENTS\\_FLAG\\_BLACKLIST](#).

This may be used to avoid expensive parts of the discovery process. For instance, CUDA-specific discovery may be expensive and unneeded while generic I/O discovery could still be useful.

### 22.11.3.2 `int hwloc_topology_set_pid (hwloc_topology_t restrict topology, hwloc_pid_t pid)`

Change which process the topology is viewed from. On some systems, processes may have different views of the machine, for instance the set of allowed CPUs. By default, hwloc exposes the view from the current process. Calling [hwloc\\_topology\\_set\\_pid\(\)](#) permits to make it expose the topology of the machine from the point of view of another process.

#### Note:

`hwloc_pid_t` is `pid_t` on Unix platforms, and `HANDLE` on native Windows platforms.  
-1 is returned and `errno` is set to `ENOSYS` on platforms that do not support this feature.

### 22.11.3.3 `int hwloc_topology_set_synthetic (hwloc_topology_t restrict topology, const char *restrict description)`

Enable synthetic topology. Gather topology information from the given `description`, a space-separated string of `<type:number>` describing the object type and arity at each level. All types may be omitted (space-separated string of numbers) so that hwloc chooses all types according to usual topologies. See also the [Synthetic topologies](#).

Setting the environment variable `HWLOC_SYNTHETIC` may also result in this behavior.

If `description` was properly parsed and describes a valid topology configuration, this function returns 0. Otherwise -1 is returned and `errno` is set to `EINVAL`.

Note that this function does not actually load topology information; it just tells hwloc where to load it from. You'll still need to invoke [hwloc\\_topology\\_load\(\)](#) to actually load the topology information.

#### Note:

For convenience, this backend provides empty binding hooks which just return success.  
On success, the synthetic component replaces the previously enabled component (if any), but the topology is not actually modified until [hwloc\\_topology\\_load\(\)](#).

### 22.11.3.4 `int hwloc_topology_set_xml (hwloc_topology_t restrict topology, const char *restrict xmlpath)`

Enable XML-file based topology. Gather topology information from the XML file given at `xmlpath`. Setting the environment variable `HWLOC_XMLFILE` may also result in this behavior. This file may have been generated earlier with [hwloc\\_topology\\_export\\_xml\(\)](#) in [hwloc/export.h](#), or `lstopo file.xml`.

Note that this function does not actually load topology information; it just tells hwloc where to load it from. You'll still need to invoke [hwloc\\_topology\\_load\(\)](#) to actually load the topology information.

#### Returns:

-1 with `errno` set to `EINVAL` on failure to read the XML file.

**Note:**

See also [hwloc\\_topology\\_set\\_userdata\\_import\\_callback\(\)](#) for importing application-specific object userdata.

For convenience, this backend provides empty binding hooks which just return success. To have hwloc still actually call OS-specific hooks, the [HWLOC\\_TOPOLOGY\\_FLAG\\_IS\\_THISSYSTEM](#) has to be set to assert that the loaded file is really the underlying system.

On success, the XML component replaces the previously enabled component (if any), but the topology is not actually modified until [hwloc\\_topology\\_load\(\)](#).

**22.11.3.5 int hwloc\_topology\_set\_xmlbuffer (hwloc\_topology\_t restrict topology, const char \*restrict buffer, int size)**

Enable XML based topology using a memory buffer (instead of a file, as with [hwloc\\_topology\\_set\\_xml\(\)](#)). Gather topology information from the XML memory buffer given at `buffer` and of length `size`. This buffer may have been filled earlier with [hwloc\\_topology\\_export\\_xmlbuffer\(\)](#) in [hwloc/export.h](#).

Note that this function does not actually load topology information; it just tells hwloc where to load it from. You'll still need to invoke [hwloc\\_topology\\_load\(\)](#) to actually load the topology information.

**Returns:**

-1 with `errno` set to `EINVAL` on failure to read the XML buffer.

**Note:**

See also [hwloc\\_topology\\_set\\_userdata\\_import\\_callback\(\)](#) for importing application-specific object userdata.

For convenience, this backend provides empty binding hooks which just return success. To have hwloc still actually call OS-specific hooks, the [HWLOC\\_TOPOLOGY\\_FLAG\\_IS\\_THISSYSTEM](#) has to be set to assert that the loaded file is really the underlying system.

On success, the XML component replaces the previously enabled component (if any), but the topology is not actually modified until [hwloc\\_topology\\_load\(\)](#).



## 22.12 Topology Detection Configuration and Query

### Data Structures

- struct `hwloc_topology_discovery_support`  
*Flags describing actual discovery support for this topology.*
- struct `hwloc_topology_cpubind_support`  
*Flags describing actual PU binding support for this topology.*
- struct `hwloc_topology_membind_support`  
*Flags describing actual memory binding support for this topology.*
- struct `hwloc_topology_support`  
*Set of flags describing actual support for this topology.*

### Enumerations

- enum `hwloc_topology_flags_e` { `HWLOC_TOPOLOGY_FLAG_INCLUDE_DISALLOWED`, `HWLOC_TOPOLOGY_FLAG_IS_THISSYSTEM`, `HWLOC_TOPOLOGY_FLAG_THISSYSTEM_ALLOWED_RESOURCES` }
- enum `hwloc_type_filter_e` { `HWLOC_TYPE_FILTER_KEEP_ALL`, `HWLOC_TYPE_FILTER_KEEP_NONE`, `HWLOC_TYPE_FILTER_KEEP_STRUCTURE`, `HWLOC_TYPE_FILTER_KEEP_IMPORTANT` }

### Functions

- int `hwloc_topology_set_flags` (`hwloc_topology_t` topology, unsigned long flags)
- unsigned long `hwloc_topology_get_flags` (`hwloc_topology_t` topology)
- int `hwloc_topology_is_thissystem` (`hwloc_topology_t` restrict topology)
- struct `hwloc_topology_support` \* `hwloc_topology_get_support` (`hwloc_topology_t` restrict topology)
- int `hwloc_topology_set_type_filter` (`hwloc_topology_t` topology, `hwloc_obj_type_t` type, enum `hwloc_type_filter_e` filter)
- int `hwloc_topology_get_type_filter` (`hwloc_topology_t` topology, `hwloc_obj_type_t` type, enum `hwloc_type_filter_e` \*filter)
- int `hwloc_topology_set_all_types_filter` (`hwloc_topology_t` topology, enum `hwloc_type_filter_e` filter)
- int `hwloc_topology_set_cache_types_filter` (`hwloc_topology_t` topology, enum `hwloc_type_filter_e` filter)
- int `hwloc_topology_set_icache_types_filter` (`hwloc_topology_t` topology, enum `hwloc_type_filter_e` filter)
- int `hwloc_topology_set_io_types_filter` (`hwloc_topology_t` topology, enum `hwloc_type_filter_e` filter)
- void `hwloc_topology_set_userdata` (`hwloc_topology_t` topology, const void \*userdata)
- void \* `hwloc_topology_get_userdata` (`hwloc_topology_t` topology)

## 22.12.1 Detailed Description

Several functions can optionally be called between `hwloc_topology_init()` and `hwloc_topology_load()` to configure how the detection should be performed, e.g. to ignore some objects types, define a synthetic topology, etc.

## 22.12.2 Enumeration Type Documentation

### 22.12.2.1 enum `hwloc_topology_flags_e`

Flags to be set onto a topology context before load. Flags should be given to `hwloc_topology_set_flags()`. They may also be returned by `hwloc_topology_get_flags()`.

#### Enumerator:

***HWLOC\_TOPOLOGY\_FLAG\_INCLUDE\_DISALLOWED*** Detect the whole system, ignore reservations, include disallowed objects. Gather all resources, even if some were disabled by the administrator. For instance, ignore Linux Cgroup/Cpusets and gather all processors and memory nodes.

When this flag is not set, PUs and NUMA nodes that are disallowed are not added to the topology. Parent objects (package, core, cache, etc.) are added only if some of their children are allowed. All existing PUs and NUMA nodes in the topology are allowed. `hwloc_topology_get_allowed_cpuset()` and `hwloc_topology_get_allowed_nodeset()` are equal to the root object cpuset and nodeset.

When this flag is set, the actual sets of allowed PUs and NUMA nodes are given by `hwloc_topology_get_allowed_cpuset()` and `hwloc_topology_get_allowed_nodeset()`. They may be smaller than the root object cpuset and nodeset.

If the current topology is exported to XML and reimported later, this flag should be set again in the reimported topology so that disallowed resources are reimported as well.

***HWLOC\_TOPOLOGY\_FLAG\_IS\_THISSYSTEM*** Assume that the selected backend provides the topology for the system on which we are running. This forces `hwloc_topology_is_thissystem()` to return 1, i.e. makes hwloc assume that the selected backend provides the topology for the system on which we are running, even if it is not the OS-specific backend but the XML backend for instance. This means making the binding functions actually call the OS-specific system calls and really do binding, while the XML backend would otherwise provide empty hooks just returning success.

Setting the environment variable `HWLOC_THISSYSTEM` may also result in the same behavior. This can be used for efficiency reasons to first detect the topology once, save it to an XML file, and quickly reload it later through the XML backend, but still having binding functions actually do bind.

***HWLOC\_TOPOLOGY\_FLAG\_THISSYSTEM\_ALLOWED\_RESOURCES*** Get the set of allowed resources from the local operating system even if the topology was loaded from XML or synthetic description. If the topology was loaded from XML or from a synthetic string, restrict it by applying the current process restrictions such as Linux Cgroup/Cpuset.

This is useful when the topology is not loaded directly from the local machine (e.g. for performance reason) and it comes with all resources, while the running process is restricted to only parts of the machine.

This flag is ignored unless `HWLOC_TOPOLOGY_FLAG_IS_THISSYSTEM` is also set since the loaded topology must match the underlying machine where restrictions will be gathered from. Setting the environment variable `HWLOC_THISSYSTEM_ALLOWED_RESOURCES` would result in the same behavior.

### 22.12.2.2 enum hwloc\_type\_filter\_e

Type filtering flags. By default, most objects are kept ([HWLOC\\_TYPE\\_FILTER\\_KEEP\\_ALL](#)). Instruction caches, I/O and Misc objects are ignored by default ([HWLOC\\_TYPE\\_FILTER\\_KEEP\\_NONE](#)). Die and Group levels are ignored unless they bring structure ([HWLOC\\_TYPE\\_FILTER\\_KEEP\\_STRUCTURE](#)).

Note that group objects are also ignored individually (without the entire level) when they do not bring structure.

#### Enumerator:

***HWLOC\_TYPE\_FILTER\_KEEP\_ALL*** Keep all objects of this type. Cannot be set for [HWLOC\\_OBJ\\_GROUP](#) (groups are designed only to add more structure to the topology).

***HWLOC\_TYPE\_FILTER\_KEEP\_NONE*** Ignore all objects of this type. The bottom-level type [HWLOC\\_OBJ\\_PU](#), the [HWLOC\\_OBJ\\_NUMANODE](#) type, and the top-level type [HWLOC\\_OBJ\\_MACHINE](#) may not be ignored.

***HWLOC\_TYPE\_FILTER\_KEEP\_STRUCTURE*** Only ignore objects if their entire level does not bring any structure. Keep the entire level of objects if at least one of these objects adds structure to the topology. An object brings structure when it has multiple children and it is not the only child of its parent.

If all objects in the level are the only child of their parent, and if none of them has multiple children, the entire level is removed.

Cannot be set for I/O and Misc objects since the topology structure does not matter there.

***HWLOC\_TYPE\_FILTER\_KEEP\_IMPORTANT*** Only keep likely-important objects of the given type. It is only useful for I/O object types. For [HWLOC\\_OBJ\\_PCI\\_DEVICE](#) and [HWLOC\\_OBJ\\_OS\\_DEVICE](#), it means that only objects of major/common kinds are kept (storage, network, OpenFabrics, Intel MICs, CUDA, OpenCL, NVML, and displays). Also, only OS devices directly attached on PCI (e.g. no USB) are reported. For [HWLOC\\_OBJ\\_BRIDGE](#), it means that bridges are kept only if they have children.

This flag equivalent to [HWLOC\\_TYPE\\_FILTER\\_KEEP\\_ALL](#) for Normal, Memory and Misc types since they are likely important.

## 22.12.3 Function Documentation

### 22.12.3.1 unsigned long hwloc\_topology\_get\_flags (hwloc\_topology\_t topology)

Get OR'ed flags of a topology. Get the OR'ed set of [hwloc\\_topology\\_flags\\_e](#) of a topology.

#### Returns:

the flags previously set with [hwloc\\_topology\\_set\\_flags\(\)](#).

### 22.12.3.2 struct hwloc\_topology\_support\* hwloc\_topology\_get\_support (hwloc\_topology\_t restrict topology) [read]

Retrieve the topology support. Each flag indicates whether a feature is supported. If set to 0, the feature is not supported. If set to 1, the feature is supported, but the corresponding call may still fail in some corner cases.

These features are also listed by `hwloc-info --support`

### 22.12.3.3 `int hwloc_topology_get_type_filter (hwloc_topology_t topology, hwloc_obj_type_t type, enum hwloc_type_filter_e *filter)`

Get the current filtering for the given object type.

### 22.12.3.4 `void* hwloc_topology_get_userdata (hwloc_topology_t topology)`

Retrieve the topology-specific userdata pointer. Retrieve the application-given private data pointer that was previously set with [hwloc\\_topology\\_set\\_userdata\(\)](#).

### 22.12.3.5 `int hwloc_topology_is_thissystem (hwloc_topology_t restrict topology)`

Does the topology context come from this system?

#### Returns:

- 1 if this topology context was built using the system running this program.
- 0 instead (for instance if using another file-system root, a XML topology file, or a synthetic topology).

### 22.12.3.6 `int hwloc_topology_set_all_types_filter (hwloc_topology_t topology, enum hwloc_type_filter_e filter)`

Set the filtering for all object types. If some types do not support this filtering, they are silently ignored.

### 22.12.3.7 `int hwloc_topology_set_cache_types_filter (hwloc_topology_t topology, enum hwloc_type_filter_e filter)`

Set the filtering for all CPU cache object types. Memory-side caches are not involved since they are not CPU caches.

### 22.12.3.8 `int hwloc_topology_set_flags (hwloc_topology_t topology, unsigned long flags)`

Set OR'ed flags to non-yet-loaded topology. Set a OR'ed set of [hwloc\\_topology\\_flags\\_e](#) onto a topology that was not yet loaded.

If this function is called multiple times, the last invocation will erase and replace the set of flags that was previously set.

The flags set in a topology may be retrieved with [hwloc\\_topology\\_get\\_flags\(\)](#)

### 22.12.3.9 `int hwloc_topology_set_icache_types_filter (hwloc_topology_t topology, enum hwloc_type_filter_e filter)`

Set the filtering for all CPU instruction cache object types. Memory-side caches are not involved since they are not CPU caches.

### 22.12.3.10 `int hwloc_topology_set_io_types_filter (hwloc_topology_t topology, enum hwloc_type_filter_e filter)`

Set the filtering for all I/O object types.

**22.12.3.11** `int hwloc_topology_set_type_filter (hwloc_topology_t topology, hwloc_obj_type_t type, enum hwloc_type_filter_e filter)`

Set the filtering for the given object type.

**22.12.3.12** `void hwloc_topology_set_userdata (hwloc_topology_t topology, const void * userdata)`

Set the topology-specific userdata pointer. Each topology may store one application-given private data pointer. It is initialized to `NULL`. `hwloc` will never modify it.

Use it as you wish, after `hwloc_topology_init()` and until `hwloc_topolog_destroy()`.

This pointer is not exported to XML.

## 22.13 Modifying a loaded Topology

### Enumerations

- enum `hwloc_restrict_flags_e` {  
`HWLOC_RESTRIC`T\_FLAG\_REMOVE\_CPULESS, `HWLOC_RESTRIC`T\_FLAG\_BYNODESET = (1UL<<3), `HWLOC_RESTRIC`T\_FLAG\_REMOVE\_MEMLESS, `HWLOC_RESTRIC`T\_FLAG\_ADAPT\_MISC,  
`HWLOC_RESTRIC`T\_FLAG\_ADAPT\_IO }
- enum `hwloc_allow_flags_e` { `HWLOC_ALLOW_FLAG_ALL`, `HWLOC_ALLOW_FLAG_LOCAL_RESTRICTIONS`, `HWLOC_ALLOW_FLAG_CUSTOM` }

### Functions

- int `hwloc_topology_restrict` (`hwloc_topology_t` restrict topology, `hwloc_const_bitmap_t` set, unsigned long flags)
- int `hwloc_topology_allow` (`hwloc_topology_t` restrict topology, `hwloc_const_cpuset_t` cpuset, `hwloc_const_nodese`t\_t nodeset, unsigned long flags)
- `hwloc_obj_t` `hwloc_topology_insert_misc_object` (`hwloc_topology_t` topology, `hwloc_obj_t` parent, const char \*name)
- `hwloc_obj_t` `hwloc_topology_alloc_group_object` (`hwloc_topology_t` topology)
- `hwloc_obj_t` `hwloc_topology_insert_group_object` (`hwloc_topology_t` topology, `hwloc_obj_t` group)
- int `hwloc_obj_add_other_obj_sets` (`hwloc_obj_t` dst, `hwloc_obj_t` src)

### 22.13.1 Enumeration Type Documentation

#### 22.13.1.1 enum `hwloc_allow_flags_e`

Flags to be given to `hwloc_topology_allow()`.

##### Enumerator:

***HWLOC\_ALLOW\_FLAG\_ALL*** Mark all objects as allowed in the topology. `cpuset` and `nodeset` given to `hwloc_topology_allow()` must be NULL.

***HWLOC\_ALLOW\_FLAG\_LOCAL\_RESTRICTIONS*** Only allow objects that are available to the current process. The topology must have `HWLOC_TOPOLOGY_FLAG_IS_THISSYSTEM` so that the set of available resources can actually be retrieved from the operating system. `cpuset` and `nodeset` given to `hwloc_topology_allow()` must be NULL.

***HWLOC\_ALLOW\_FLAG\_CUSTOM*** Allow a custom set of objects, given to `hwloc_topology_allow()` as `cpuset` and/or `nodeset` parameters.

#### 22.13.1.2 enum `hwloc_restrict_flags_e`

Flags to be given to `hwloc_topology_restrict()`.

##### Enumerator:

***HWLOC\_RESTRIC***T\_FLAG\_REMOVE\_CPULESS Remove all objects that became CPU-less. By default, only objects that contain no PU and no memory are removed. This flag may not be used with `HWLOC_RESTRIC`T\_FLAG\_BYNODESET.

***HWLOC\_RESTRICT\_FLAG\_BYNODESET*** Restrict by nodeset instead of CPU set. Only keep objects whose nodeset is included or partially included in the given set. This flag may not be used with [HWLOC\\_RESTRICT\\_FLAG\\_REMOVE\\_CPULESS](#).

***HWLOC\_RESTRICT\_FLAG\_REMOVE\_MEMLESS*** Remove all objects that became Memoryless. By default, only objects that contain no PU and no memory are removed. This flag may only be used with [HWLOC\\_RESTRICT\\_FLAG\\_BYNODESET](#).

***HWLOC\_RESTRICT\_FLAG\_ADAPT\_MISC*** Move Misc objects to ancestors if their parents are removed during restriction. If this flag is not set, Misc objects are removed when their parents are removed.

***HWLOC\_RESTRICT\_FLAG\_ADAPT\_IO*** Move I/O objects to ancestors if their parents are removed during restriction. If this flag is not set, I/O devices and bridges are removed when their parents are removed.

## 22.13.2 Function Documentation

### 22.13.2.1 `int hwloc_obj_add_other_obj_sets (hwloc_obj_t dst, hwloc_obj_t src)`

Setup object cpusets/nodesets by OR'ing another object's sets. For each defined cpuset or nodeset in `src`, allocate the corresponding set in `dst` and add `src` to it by OR'ing sets.

This function is convenient between [hwloc\\_topology\\_alloc\\_group\\_object\(\)](#) and [hwloc\\_topology\\_insert\\_group\\_object\(\)](#). It builds the sets of the new Group that will be inserted as a new intermediate parent of several objects.

### 22.13.2.2 `hwloc_obj_t hwloc_topology_alloc_group_object (hwloc_topology_t topology)`

Allocate a Group object to insert later with [hwloc\\_topology\\_insert\\_group\\_object\(\)](#). This function returns a new Group object. The caller should (at least) initialize its sets before inserting the object. See [hwloc\\_topology\\_insert\\_group\\_object\(\)](#).

The `subtype` object attribute may be set to display something else than "Group" as the type name for this object in `lstopo`. Custom name/value info pairs may be added with [hwloc\\_obj\\_add\\_info\(\)](#) after insertion.

The `kind` group attribute should be 0. The `subkind` group attribute may be set to identify multiple Groups of the same level.

It is recommended not to set any other object attribute before insertion, since the Group may get discarded during insertion.

The object will be destroyed if passed to [hwloc\\_topology\\_insert\\_group\\_object\(\)](#) without any set defined.

### 22.13.2.3 `int hwloc_topology_allow (hwloc_topology_t restrict_topology, hwloc_const_cpuset_t cpuset, hwloc_const_nodeset_t nodeset, unsigned long flags)`

Change the sets of allowed PUs and NUMA nodes in the topology. This function only works if the [HWLOC\\_TOPOLOGY\\_FLAG\\_INCLUDE\\_DISALLOWED](#) was set on the topology. It does not modify any object, it only changes the sets returned by [hwloc\\_topology\\_get\\_allowed\\_cpuset\(\)](#) and [hwloc\\_topology\\_get\\_allowed\\_nodeset\(\)](#).

It is notably useful when importing a topology from another process running in a different Linux Cgroup.

`flags` must be set to one flag among [hwloc\\_allow\\_flags\\_e](#).

**Note:**

Removing objects from a topology should rather be performed with [hwloc\\_topology\\_restrict\(\)](#).

**22.13.2.4 hwloc\_obj\_t hwloc\_topology\_insert\_group\_object (hwloc\_topology\_t topology, hwloc\_obj\_t group)**

Add more structure to the topology by adding an intermediate Group. The caller should first allocate a new Group object with [hwloc\\_topology\\_alloc\\_group\\_object\(\)](#). Then it must setup at least one of its CPU or node sets to specify the final location of the Group in the topology. Then the object can be passed to this function for actual insertion in the topology.

The group `dont_merge` attribute may be set to prevent the core from ever merging this object with another object hierarchically-identical.

Either the `cpuset` or `nodeset` field (or both, if compatible) must be set to a non-empty bitmap. The `complete_cpuset` or `complete_nodeset` may be set instead if inserting with respect to the complete topology (including disallowed, offline or unknown objects).

It grouping several objects, [hwloc\\_obj\\_add\\_other\\_obj\\_sets\(\)](#) is an easy way to build the Group sets iteratively.

These sets cannot be larger than the current topology, or they would get restricted silently.

The core will setup the other sets after actual insertion.

**Returns:**

The inserted object if it was properly inserted.

An existing object if the Group was discarded because the topology already contained an object at the same location (the Group did not add any locality information). Any name/info key pair set before inserting is appended to the existing object.

NULL if the insertion failed because of conflicting sets in topology tree.

NULL if Group objects are filtered-out of the topology ([HWLOC\\_TYPE\\_FILTER\\_KEEP\\_NONE](#)).

NULL if the object was discarded because no set was initialized in the Group before insert, or all of them were empty.

**22.13.2.5 hwloc\_obj\_t hwloc\_topology\_insert\_misc\_object (hwloc\_topology\_t topology, hwloc\_obj\_t parent, const char \* name)**

Add a MISC object as a leaf of the topology. A new MISC object will be created and inserted into the topology at the position given by parent. It is appended to the list of existing Misc children, without ever adding any intermediate hierarchy level. This is useful for annotating the topology without actually changing the hierarchy.

`name` is supposed to be unique across all Misc objects in the topology. It will be duplicated to setup the new object attributes.

The new leaf object will not have any `cpuset`.

**Returns:**

the newly-created object

NULL on error.

NULL if Misc objects are filtered-out of the topology ([HWLOC\\_TYPE\\_FILTER\\_KEEP\\_NONE](#)).



**Note:**

If `name` contains some non-printable characters, they will be dropped when exporting to XML, see [hwloc\\_topology\\_export\\_xml\(\)](#) in [hwloc/export.h](#).

**22.13.2.6 int hwloc\_topology\_restrict (hwloc\_topology\_t restrict *topology*, hwloc\_const\_bitmap\_t *set*, unsigned long *flags*)**

Restrict the topology to the given CPU set or nodeset. Topology `topology` is modified so as to remove all objects that are not included (or partially included) in the CPU set `set`. All objects CPU and node sets are restricted accordingly.

If [HWLOC\\_RESTRIC\\_FLAG\\_BYNODESET](#) is passed in `flags`, `set` is considered a nodeset instead of a CPU set.

`flags` is a OR'ed set of [hwloc\\_restrict\\_flags\\_e](#).

**Note:**

This call may not be reverted by restricting back to a larger set. Once dropped during restriction, objects may not be brought back, except by loading another topology with [hwloc\\_topology\\_load\(\)](#).

**Returns:**

0 on success.

-1 with `errno` set to `EINVAL` if the input set is invalid. The topology is not modified in this case.

-1 with `errno` set to `ENOMEM` on failure to allocate internal data. The topology is reinitialized in this case. It should be either destroyed with [hwloc\\_topology\\_destroy\(\)](#) or configured and loaded again.

## 22.14 Finding Objects inside a CPU set

### Functions

- static `hwloc_obj_t hwloc_get_first_largest_obj_inside_cpuset` (`hwloc_topology_t topology`, `hwloc_const_cpuset_t set`)
- int `hwloc_get_largest_objs_inside_cpuset` (`hwloc_topology_t topology`, `hwloc_const_cpuset_t set`, `hwloc_obj_t *restrict objs`, int `max`)
- static `hwloc_obj_t hwloc_get_next_obj_inside_cpuset_by_depth` (`hwloc_topology_t topology`, `hwloc_const_cpuset_t set`, int `depth`, `hwloc_obj_t prev`)
- static `hwloc_obj_t hwloc_get_next_obj_inside_cpuset_by_type` (`hwloc_topology_t topology`, `hwloc_const_cpuset_t set`, `hwloc_obj_type_t type`, `hwloc_obj_t prev`)
- static `hwloc_obj_t hwloc_get_obj_inside_cpuset_by_depth` (`hwloc_topology_t topology`, `hwloc_const_cpuset_t set`, int `depth`, unsigned `idx`)
- static `hwloc_obj_t hwloc_get_obj_inside_cpuset_by_type` (`hwloc_topology_t topology`, `hwloc_const_cpuset_t set`, `hwloc_obj_type_t type`, unsigned `idx`)
- static unsigned `hwloc_get_nbobjs_inside_cpuset_by_depth` (`hwloc_topology_t topology`, `hwloc_const_cpuset_t set`, int `depth`)
- static int `hwloc_get_nbobjs_inside_cpuset_by_type` (`hwloc_topology_t topology`, `hwloc_const_cpuset_t set`, `hwloc_obj_type_t type`)
- static int `hwloc_get_obj_index_inside_cpuset` (`hwloc_topology_t topology`, `hwloc_const_cpuset_t set`, `hwloc_obj_t obj`)

### 22.14.1 Function Documentation

**22.14.1.1** static `hwloc_obj_t hwloc_get_first_largest_obj_inside_cpuset` (`hwloc_topology_t topology`, `hwloc_const_cpuset_t set`) [`inline`, `static`]

Get the first largest object included in the given cpuset `set`.

#### Returns:

the first object that is included in `set` and whose parent is not.

This is convenient for iterating over all largest objects within a CPU set by doing a loop getting the first largest object and clearing its CPU set from the remaining CPU set.

**22.14.1.2** int `hwloc_get_largest_objs_inside_cpuset` (`hwloc_topology_t topology`, `hwloc_const_cpuset_t set`, `hwloc_obj_t *restrict objs`, int `max`)

Get the set of largest objects covering exactly a given cpuset `set`.

#### Returns:

the number of objects returned in `objs`.

**22.14.1.3** static unsigned `hwloc_get_nbobjs_inside_cpuset_by_depth` (`hwloc_topology_t topology`, `hwloc_const_cpuset_t set`, int `depth`) [`inline`, `static`]

Return the number of objects at depth `depth` included in CPU set `set`.

**Note:**

Objects with empty CPU sets are ignored (otherwise they would be considered included in any given set).

This function cannot work if objects at the given depth do not have CPU sets (I/O or Misc objects).

**22.14.1.4 static int hwloc\_get\_nbojbs\_inside\_cpuset\_by\_type (hwloc\_topology\_t topology, hwloc\_const\_cpuset\_t set, hwloc\_obj\_type\_t type) [inline, static]**

Return the number of objects of type `type` included in CPU set `set`. If no object for that type exists inside CPU set `set`, 0 is returned. If there are several levels with objects of that type inside CPU set `set`, -1 is returned.

**Note:**

Objects with empty CPU sets are ignored (otherwise they would be considered included in any given set).

This function cannot work if objects of the given type do not have CPU sets (I/O objects).

**22.14.1.5 static hwloc\_obj\_t hwloc\_get\_next\_obj\_inside\_cpuset\_by\_depth (hwloc\_topology\_t topology, hwloc\_const\_cpuset\_t set, int depth, hwloc\_obj\_t prev) [inline, static]**

Return the next object at depth `depth` included in CPU set `set`. If `prev` is `NULL`, return the first object at depth `depth` included in `set`. The next invocation should pass the previous return value in `prev` so as to obtain the next object in `set`.

**Note:**

Objects with empty CPU sets are ignored (otherwise they would be considered included in any given set).

This function cannot work if objects at the given depth do not have CPU sets (I/O or Misc objects).

**22.14.1.6 static hwloc\_obj\_t hwloc\_get\_next\_obj\_inside\_cpuset\_by\_type (hwloc\_topology\_t topology, hwloc\_const\_cpuset\_t set, hwloc\_obj\_type\_t type, hwloc\_obj\_t prev) [inline, static]**

Return the next object of type `type` included in CPU set `set`. If there are multiple or no depth for given type, return `NULL` and let the caller fallback to [hwloc\\_get\\_next\\_obj\\_inside\\_cpuset\\_by\\_depth\(\)](#).

**Note:**

Objects with empty CPU sets are ignored (otherwise they would be considered included in any given set).

This function cannot work if objects of the given type do not have CPU sets (I/O or Misc objects).

**22.14.1.7 static int hwloc\_get\_obj\_index\_inside\_cpuset (hwloc\_topology\_t topology, hwloc\_const\_cpuset\_t set, hwloc\_obj\_t obj) [inline, static]**

Return the logical index among the objects included in CPU set `set`. Consult all objects in the same level as `obj` and inside CPU set `set` in the logical order, and return the index of `obj` within them. If `set`

covers the entire topology, this is the logical index of `obj`. Otherwise, this is similar to a logical index within the part of the topology defined by CPU set `set`.

**Note:**

Objects with empty CPU sets are ignored (otherwise they would be considered included in any given set).

This function cannot work if `obj` does not have CPU sets (I/O objects).

**22.14.1.8** `static hwloc_obj_t hwloc_get_obj_inside_cpuset_by_depth (hwloc_topology_t topology, hwloc_const_cpuset_t set, int depth, unsigned idx) [inline, static]`

Return the (logically) `idx`-th object at depth `depth` included in CPU set `set`.

**Note:**

Objects with empty CPU sets are ignored (otherwise they would be considered included in any given set).

This function cannot work if objects at the given depth do not have CPU sets (I/O or Misc objects).

**22.14.1.9** `static hwloc_obj_t hwloc_get_obj_inside_cpuset_by_type (hwloc_topology_t topology, hwloc_const_cpuset_t set, hwloc_obj_type_t type, unsigned idx) [inline, static]`

Return the `idx`-th object of type `type` included in CPU set `set`. If there are multiple or no depth for given type, return `NULL` and let the caller fallback to [hwloc\\_get\\_obj\\_inside\\_cpuset\\_by\\_depth\(\)](#).

**Note:**

Objects with empty CPU sets are ignored (otherwise they would be considered included in any given set).

This function cannot work if objects of the given type do not have CPU sets (I/O or Misc objects).

## 22.15 Finding Objects covering at least CPU set

### Functions

- static `hwloc_obj_t hwloc_get_child_covering_cpuset` (`hwloc_topology_t topology`, `hwloc_const_cpuset_t set`, `hwloc_obj_t parent`)
- static `hwloc_obj_t hwloc_get_obj_covering_cpuset` (`hwloc_topology_t topology`, `hwloc_const_cpuset_t set`)
- static `hwloc_obj_t hwloc_get_next_obj_covering_cpuset_by_depth` (`hwloc_topology_t topology`, `hwloc_const_cpuset_t set`, `int depth`, `hwloc_obj_t prev`)
- static `hwloc_obj_t hwloc_get_next_obj_covering_cpuset_by_type` (`hwloc_topology_t topology`, `hwloc_const_cpuset_t set`, `hwloc_obj_type_t type`, `hwloc_obj_t prev`)

### 22.15.1 Function Documentation

**22.15.1.1** static `hwloc_obj_t hwloc_get_child_covering_cpuset` (`hwloc_topology_t topology`, `hwloc_const_cpuset_t set`, `hwloc_obj_t parent`) [`inline`, `static`]

Get the child covering at least CPU set `set`.

#### Returns:

NULL if no child matches or if `set` is empty.

#### Note:

This function cannot work if parent does not have a CPU set (I/O or Misc objects).

**22.15.1.2** static `hwloc_obj_t hwloc_get_next_obj_covering_cpuset_by_depth` (`hwloc_topology_t topology`, `hwloc_const_cpuset_t set`, `int depth`, `hwloc_obj_t prev`) [`inline`, `static`]

Iterate through same-depth objects covering at least CPU set `set`. If object `prev` is NULL, return the first object at depth `depth` covering at least part of CPU set `set`. The next invocation should pass the previous return value in `prev` so as to obtain the next object covering at least another part of `set`.

#### Note:

This function cannot work if objects at the given depth do not have CPU sets (I/O or Misc objects).

**22.15.1.3** static `hwloc_obj_t hwloc_get_next_obj_covering_cpuset_by_type` (`hwloc_topology_t topology`, `hwloc_const_cpuset_t set`, `hwloc_obj_type_t type`, `hwloc_obj_t prev`) [`inline`, `static`]

Iterate through same-type objects covering at least CPU set `set`. If object `prev` is NULL, return the first object of type `type` covering at least part of CPU set `set`. The next invocation should pass the previous return value in `prev` so as to obtain the next object of type `type` covering at least another part of `set`.

If there are no or multiple depths for type `type`, NULL is returned. The caller may fallback to `hwloc_get_next_obj_covering_cpuset_by_depth()` for each depth.

**Note:**

This function cannot work if objects of the given type do not have CPU sets (I/O or Misc objects).

**22.15.1.4** `static hwloc_obj_t hwloc_get_obj_covering_cpuset (hwloc_topology_t topology,  
hwloc_const_cpuset_t set) [inline, static]`

Get the lowest object covering at least CPU set `set`.

**Returns:**

NULL if no object matches or if `set` is empty.

## 22.16 Looking at Ancestor and Child Objects

### Functions

- static `hwloc_obj_t hwloc_get_ancestor_obj_by_depth` (`hwloc_topology_t topology`, `int depth`, `hwloc_obj_t obj`)
- static `hwloc_obj_t hwloc_get_ancestor_obj_by_type` (`hwloc_topology_t topology`, `hwloc_obj_type_t type`, `hwloc_obj_t obj`)
- static `hwloc_obj_t hwloc_get_common_ancestor_obj` (`hwloc_topology_t topology`, `hwloc_obj_t obj1`, `hwloc_obj_t obj2`)
- static `int hwloc_obj_is_in_subtree` (`hwloc_topology_t topology`, `hwloc_obj_t obj`, `hwloc_obj_t subtree_root`)
- static `hwloc_obj_t hwloc_get_next_child` (`hwloc_topology_t topology`, `hwloc_obj_t parent`, `hwloc_obj_t prev`)

### 22.16.1 Detailed Description

Be sure to see the figure in [Terms and Definitions](#) that shows a complete topology tree, including depths, child/sibling/cousin relationships, and an example of an asymmetric topology where one package has fewer caches than its peers.

### 22.16.2 Function Documentation

**22.16.2.1** static `hwloc_obj_t hwloc_get_ancestor_obj_by_depth` (`hwloc_topology_t topology`, `int depth`, `hwloc_obj_t obj`) [`inline`, `static`]

Returns the ancestor object of `obj` at depth `depth`.

**Note:**

`depth` should not be the depth of PU or NUMA objects since they are ancestors of no objects (except Misc or I/O). This function rather expects an intermediate level depth, such as the depth of Packages, Cores, or Caches.

**22.16.2.2** static `hwloc_obj_t hwloc_get_ancestor_obj_by_type` (`hwloc_topology_t topology`, `hwloc_obj_type_t type`, `hwloc_obj_t obj`) [`inline`, `static`]

Returns the ancestor object of `obj` with type `type`.

**Note:**

`type` should not be `HWLOC_OBJ_PU` or `HWLOC_OBJ_NUMANODE` since these objects are ancestors of no objects (except Misc or I/O). This function rather expects an intermediate object type, such as `HWLOC_OBJ_PACKAGE`, `HWLOC_OBJ_CORE`, etc.

**22.16.2.3** static `hwloc_obj_t hwloc_get_common_ancestor_obj` (`hwloc_topology_t topology`, `hwloc_obj_t obj1`, `hwloc_obj_t obj2`) [`inline`, `static`]

Returns the common parent object to objects `obj1` and `obj2`.

**22.16.2.4** `static hwloc_obj_t hwloc_get_next_child (hwloc_topology_t topology, hwloc_obj_t parent, hwloc_obj_t prev) [inline, static]`

Return the next child. Return the next child among the normal children list, then among the memory children list, then among the I/O children list, then among the Misc children list.

If `prev` is `NULL`, return the first child.

Return `NULL` when there is no next child.

**22.16.2.5** `static int hwloc_obj_is_in_subtree (hwloc_topology_t topology, hwloc_obj_t obj, hwloc_obj_t subtree_root) [inline, static]`

Returns true if `obj` is inside the subtree beginning with ancestor object `subtree_root`.

**Note:**

This function cannot work if `obj` and `subtree_root` objects do not have CPU sets (I/O or Misc objects).



## 22.17 Kinds of object Type

### Functions

- int `hwloc_obj_type_is_normal` (`hwloc_obj_type_t type`)
- int `hwloc_obj_type_is_io` (`hwloc_obj_type_t type`)
- int `hwloc_obj_type_is_memory` (`hwloc_obj_type_t type`)
- int `hwloc_obj_type_is_cache` (`hwloc_obj_type_t type`)
- int `hwloc_obj_type_is_dcache` (`hwloc_obj_type_t type`)
- int `hwloc_obj_type_is_icache` (`hwloc_obj_type_t type`)

### 22.17.1 Detailed Description

Each object type is either Normal (i.e. `hwloc_obj_type_is_normal()` returns 1), or Memory (i.e. `hwloc_obj_type_is_memory()` returns 1) or I/O (i.e. `hwloc_obj_type_is_io()` returns 1) or Misc (i.e. equal to `HWLOC_OBJ_MISC`). It cannot be of more than one of these kinds.

### 22.17.2 Function Documentation

#### 22.17.2.1 `int hwloc_obj_type_is_cache (hwloc_obj_type_t type)`

Check whether an object type is a CPU Cache (Data, Unified or Instruction). Memory-side caches are not CPU caches.

##### Returns:

1 if an object of type `type` is a Cache, 0 otherwise.

#### 22.17.2.2 `int hwloc_obj_type_is_dcache (hwloc_obj_type_t type)`

Check whether an object type is a CPU Data or Unified Cache. Memory-side caches are not CPU caches.

##### Returns:

1 if an object of type `type` is a CPU Data or Unified Cache, 0 otherwise.

#### 22.17.2.3 `int hwloc_obj_type_is_icache (hwloc_obj_type_t type)`

Check whether an object type is a CPU Instruction Cache,. Memory-side caches are not CPU caches.

##### Returns:

1 if an object of type `type` is a CPU Instruction Cache, 0 otherwise.

#### 22.17.2.4 `int hwloc_obj_type_is_io (hwloc_obj_type_t type)`

Check whether an object type is I/O. I/O objects are objects attached to their parents in the I/O children list. This current includes Bridges, PCI and OS devices.

**Returns:**

1 if an object of type `type` is a I/O object, 0 otherwise.

#### 22.17.2.5 `int hwloc_obj_type_is_memory (hwloc_obj_type_t type)`

Check whether an object type is Memory. Memory objects are objects attached to their parents in the Memory children list. This current includes NUMA nodes and Memory-side caches.

**Returns:**

1 if an object of type `type` is a Memory object, 0 otherwise.

#### 22.17.2.6 `int hwloc_obj_type_is_normal (hwloc_obj_type_t type)`

Check whether an object type is Normal. Normal objects are objects of the main CPU hierarchy (Machine, Package, Core, PU, CPU caches, etc.), but they are not NUMA nodes, I/O devices or Misc objects.

They are attached to parent as Normal children, not as Memory, I/O or Misc children.

**Returns:**

1 if an object of type `type` is a Normal object, 0 otherwise.

## 22.18 Looking at Cache Objects

### Functions

- static int `hwloc_get_cache_type_depth` (`hwloc_topology_t` topology, unsigned cachelevel, `hwloc_obj_cache_type_t` cachetype)
- static `hwloc_obj_t` `hwloc_get_cache_covering_cpuset` (`hwloc_topology_t` topology, `hwloc_const_cpuset_t` set)
- static `hwloc_obj_t` `hwloc_get_shared_cache_covering_obj` (`hwloc_topology_t` topology, `hwloc_obj_t` obj)

### 22.18.1 Function Documentation

**22.18.1.1** static `hwloc_obj_t` `hwloc_get_cache_covering_cpuset` (`hwloc_topology_t` topology, `hwloc_const_cpuset_t` set) [`inline`, `static`]

Get the first data (or unified) cache covering a cpuset set.

#### Returns:

NULL if no cache matches.

**22.18.1.2** static int `hwloc_get_cache_type_depth` (`hwloc_topology_t` topology, unsigned cachelevel, `hwloc_obj_cache_type_t` cachetype) [`inline`, `static`]

Find the depth of cache objects matching cache level and type. Return the depth of the topology level that contains cache objects whose attributes match `cachelevel` and `cachetype`.

This function is identical to calling `hwloc_get_type_depth()` with the corresponding type such as `HWLOC_OBJ_L1ICACHE`, except that it may also return a Unified cache when looking for an instruction cache.

If no cache level matches, `HWLOC_TYPE_DEPTH_UNKNOWN` is returned.

If `cachetype` is `HWLOC_OBJ_CACHE_UNIFIED`, the depth of the unique matching unified cache level is returned.

If `cachetype` is `HWLOC_OBJ_CACHE_DATA` or `HWLOC_OBJ_CACHE_INSTRUCTION`, either a matching cache, or a unified cache is returned.

If `cachetype` is `-1`, it is ignored and multiple levels may match. The function returns either the depth of a uniquely matching level or `HWLOC_TYPE_DEPTH_MULTIPLE`.

**22.18.1.3** static `hwloc_obj_t` `hwloc_get_shared_cache_covering_obj` (`hwloc_topology_t` topology, `hwloc_obj_t` obj) [`inline`, `static`]

Get the first data (or unified) cache shared between an object and somebody else.

#### Returns:

NULL if no cache matches or if an invalid object is given.

## 22.19 Finding objects, miscellaneous helpers

### Functions

- static `hwloc_obj_t hwloc_get_pu_obj_by_os_index` (`hwloc_topology_t` topology, unsigned `os_index`)
- static `hwloc_obj_t hwloc_get_numanode_obj_by_os_index` (`hwloc_topology_t` topology, unsigned `os_index`)
- unsigned `hwloc_get_closest_objs` (`hwloc_topology_t` topology, `hwloc_obj_t` src, `hwloc_obj_t *restrict` objs, unsigned max)
- static `hwloc_obj_t hwloc_get_obj_below_by_type` (`hwloc_topology_t` topology, `hwloc_obj_type_t` type1, unsigned `idx1`, `hwloc_obj_type_t` type2, unsigned `idx2`)
- static `hwloc_obj_t hwloc_get_obj_below_array_by_type` (`hwloc_topology_t` topology, int nr, `hwloc_obj_type_t *typev`, unsigned `*idxv`)

### 22.19.1 Detailed Description

Be sure to see the figure in [Terms and Definitions](#) that shows a complete topology tree, including depths, child/sibling/cousin relationships, and an example of an asymmetric topology where one package has fewer caches than its peers.

### 22.19.2 Function Documentation

#### 22.19.2.1 unsigned `hwloc_get_closest_objs` (`hwloc_topology_t` topology, `hwloc_obj_t` src, `hwloc_obj_t *restrict` objs, unsigned max)

Do a depth-first traversal of the topology to find and sort. all objects that are at the same depth than `src`. Report in `objs` up to `max` physically closest ones to `src`.

#### Returns:

the number of objects returned in `objs`.  
0 if `src` is an I/O object.

#### Note:

This function requires the `src` object to have a CPU set.

#### 22.19.2.2 static `hwloc_obj_t hwloc_get_numanode_obj_by_os_index` (`hwloc_topology_t` topology, unsigned `os_index`) `[inline, static]`

Returns the object of type `HWLOC_OBJ_NUMANODE` with `os_index`. This function is useful for converting a nodeset into the NUMA node objects it contains. When retrieving the current binding (e.g. with `hwloc_get_membind()` with `HWLOC_MEMBIND_BYNODESET`), one may iterate over the bits of the resulting nodeset with `hwloc_bitmap_foreach_begin()`, and find the corresponding NUMA nodes with this function.

**22.19.2.3** `static hwloc_obj_t hwloc_get_obj_below_array_by_type (hwloc_topology_t topology, int nr, hwloc_obj_type_t *typev, unsigned *idxv) [inline, static]`

Find an object below a chain of objects specified by types and indexes. This is a generalized version of [hwloc\\_get\\_obj\\_below\\_by\\_type\(\)](#).

Arrays `typev` and `idxv` must contain `nr` types and indexes.

Start from the top system object and walk the arrays `typev` and `idxv`. For each type and logical index couple in the arrays, look under the previously found object to find the index-th object of the given type. Indexes are specified within the parent, not withing the entire system.

For instance, if `nr` is 3, `typev` contains `NODE`, `PACKAGE` and `CORE`, and `idxv` contains 0, 1 and 2, return the third core object below the second package below the first NUMA node.

**Note:**

This function requires all these objects and the root object to have a CPU set.

**22.19.2.4** `static hwloc_obj_t hwloc_get_obj_below_by_type (hwloc_topology_t topology, hwloc_obj_type_t type1, unsigned idx1, hwloc_obj_type_t type2, unsigned idx2) [inline, static]`

Find an object below another object, both specified by types and indexes. Start from the top system object and find object of type `type1` and logical index `idx1`. Then look below this object and find another object of type `type2` and logical index `idx2`. Indexes are specified within the parent, not withing the entire system.

For instance, if `type1` is `PACKAGE`, `idx1` is 2, `type2` is `CORE` and `idx2` is 3, return the fourth core object below the third package.

**Note:**

This function requires these objects to have a CPU set.

**22.19.2.5** `static hwloc_obj_t hwloc_get_pu_obj_by_os_index (hwloc_topology_t topology, unsigned os_index) [inline, static]`

Returns the object of type `HWLOC_OBJ_PU` with `os_index`. This function is useful for converting a CPU set into the PU objects it contains. When retrieving the current binding (e.g. with [hwloc\\_get\\_cpubind\(\)](#)), one may iterate over the bits of the resulting CPU set with [hwloc\\_bitmap\\_foreach\\_begin\(\)](#), and find the corresponding PUs with this function.

## 22.20 Distributing items over a topology

### Enumerations

- enum `hwloc_distrib_flags_e` { `HWLOC_DISTRIB_FLAG_REVERSE` }

### Functions

- static int `hwloc_distrib` (`hwloc_topology_t` topology, `hwloc_obj_t *`roots, unsigned `n_roots`, `hwloc_cpuset_t *`set, unsigned `n`, int `until`, unsigned long `flags`)

### 22.20.1 Enumeration Type Documentation

#### 22.20.1.1 enum `hwloc_distrib_flags_e`

Flags to be given to `hwloc_distrib()`.

#### Enumerator:

***HWLOC\_DISTRIB\_FLAG\_REVERSE*** Distrib in reverse order, starting from the last objects.

### 22.20.2 Function Documentation

#### 22.20.2.1 static int `hwloc_distrib` (`hwloc_topology_t` topology, `hwloc_obj_t *`roots, unsigned `n_roots`, `hwloc_cpuset_t *`set, unsigned `n`, int `until`, unsigned long `flags`) [`inline`, `static`]

Distribute `n` items over the topology under `roots`. Array `set` will be filled with `n` cpusets recursively distributed linearly over the topology under objects `roots`, down to depth `until` (which can be `INT_MAX` to distribute down to the finest level).

`n_roots` is usually 1 and `roots` only contains the topology root object so as to distribute over the entire topology.

This is typically useful when an application wants to distribute `n` threads over a machine, giving each of them as much private cache as possible and keeping them locally in number order.

The caller may typically want to also call `hwloc_bitmap_singlify()` before binding a thread so that it does not move at all.

`flags` should be 0 or a OR'ed set of `hwloc_distrib_flags_e`.

#### Note:

This function requires the `roots` objects to have a CPU set.

This function replaces the now deprecated `hwloc_distribute()` and `hwloc_distributev()` functions.

## 22.21 CPU and node sets of entire topologies

### Functions

- [hwloc\\_const\\_cpuset\\_t hwloc\\_topology\\_get\\_complete\\_cpuset \(hwloc\\_topology\\_t topology\)](#)
- [hwloc\\_const\\_cpuset\\_t hwloc\\_topology\\_get\\_topology\\_cpuset \(hwloc\\_topology\\_t topology\)](#)
- [hwloc\\_const\\_cpuset\\_t hwloc\\_topology\\_get\\_allowed\\_cpuset \(hwloc\\_topology\\_t topology\)](#)
- [hwloc\\_const\\_nodelist\\_t hwloc\\_topology\\_get\\_complete\\_nodelist \(hwloc\\_topology\\_t topology\)](#)
- [hwloc\\_const\\_nodelist\\_t hwloc\\_topology\\_get\\_topology\\_nodelist \(hwloc\\_topology\\_t topology\)](#)
- [hwloc\\_const\\_nodelist\\_t hwloc\\_topology\\_get\\_allowed\\_nodelist \(hwloc\\_topology\\_t topology\)](#)

### 22.21.1 Function Documentation

#### 22.21.1.1 `hwloc_const_cpuset_t hwloc_topology_get_allowed_cpuset (hwloc_topology_t topology)`

Get allowed CPU set.

##### Returns:

the CPU set of allowed logical processors of the system.

##### Note:

If the topology flag [HWLOC\\_TOPOLOGY\\_FLAG\\_INCLUDE\\_DISALLOWED](#) was not set, this is identical to [hwloc\\_topology\\_get\\_topology\\_cpuset\(\)](#), which means all PUs are allowed.

If [HWLOC\\_TOPOLOGY\\_FLAG\\_INCLUDE\\_DISALLOWED](#) was set, applying [hwloc\\_bitmap\\_intersects\(\)](#) on the result of this function and on an object cpuset checks whether there are allowed PUs inside that object. Applying [hwloc\\_bitmap\\_and\(\)](#) returns the list of these allowed PUs.

The returned cpuset is not newly allocated and should thus not be changed or freed, [hwloc\\_bitmap\\_dup\(\)](#) must be used to obtain a local copy.

#### 22.21.1.2 `hwloc_const_nodelist_t hwloc_topology_get_allowed_nodelist (hwloc_topology_t topology)`

Get allowed node set.

##### Returns:

the node set of allowed memory of the system.

##### Note:

If the topology flag [HWLOC\\_TOPOLOGY\\_FLAG\\_INCLUDE\\_DISALLOWED](#) was not set, this is identical to [hwloc\\_topology\\_get\\_topology\\_nodelist\(\)](#), which means all NUMA nodes are allowed.

If [HWLOC\\_TOPOLOGY\\_FLAG\\_INCLUDE\\_DISALLOWED](#) was set, applying [hwloc\\_bitmap\\_intersects\(\)](#) on the result of this function and on an object nodelist checks whether there are allowed NUMA nodes inside that object. Applying [hwloc\\_bitmap\\_and\(\)](#) returns the list of these allowed NUMA nodes.

The returned nodelist is not newly allocated and should thus not be changed or freed, [hwloc\\_bitmap\\_dup\(\)](#) must be used to obtain a local copy.

### 22.21.1.3 `hwloc_const_cpuset_t hwloc_topology_get_complete_cpuset (hwloc_topology_t topology)`

Get complete CPU set.

**Returns:**

the complete CPU set of logical processors of the system.

**Note:**

The returned cpuset is not newly allocated and should thus not be changed or freed; [hwloc\\_bitmap\\_dup\(\)](#) must be used to obtain a local copy.

This is equivalent to retrieving the root object complete CPU-set.

### 22.21.1.4 `hwloc_const_nodeset_t hwloc_topology_get_complete_nodeset (hwloc_topology_t topology)`

Get complete node set.

**Returns:**

the complete node set of memory of the system.

**Note:**

The returned nodeset is not newly allocated and should thus not be changed or freed; [hwloc\\_bitmap\\_dup\(\)](#) must be used to obtain a local copy.

This is equivalent to retrieving the root object complete nodeset.

### 22.21.1.5 `hwloc_const_cpuset_t hwloc_topology_get_topology_cpuset (hwloc_topology_t topology)`

Get topology CPU set.

**Returns:**

the CPU set of logical processors of the system for which hwloc provides topology information. This is equivalent to the cpuset of the system object.

**Note:**

The returned cpuset is not newly allocated and should thus not be changed or freed; [hwloc\\_bitmap\\_dup\(\)](#) must be used to obtain a local copy.

This is equivalent to retrieving the root object CPU-set.

### 22.21.1.6 `hwloc_const_nodeset_t hwloc_topology_get_topology_nodeset (hwloc_topology_t topology)`

Get topology node set.

**Returns:**

the node set of memory of the system for which hwloc provides topology information. This is equivalent to the nodeset of the system object.



**Note:**

The returned nodeset is not newly allocated and should thus not be changed or freed; [hwloc\\_bitmap\\_dup\(\)](#) must be used to obtain a local copy.  
This is equivalent to retrieving the root object nodeset.

## 22.22 Converting between CPU sets and node sets

### Functions

- static int `hwloc_cpuset_to_nodeset` (`hwloc_topology_t` topology, `hwloc_const_cpuset_t` \_cpuset, `hwloc_nodeset_t` nodeset)
- static int `hwloc_cpuset_from_nodeset` (`hwloc_topology_t` topology, `hwloc_cpuset_t` \_cpuset, `hwloc_const_nodeset_t` nodeset)

### 22.22.1 Function Documentation

#### 22.22.1.1 static int `hwloc_cpuset_from_nodeset` (`hwloc_topology_t` topology, `hwloc_cpuset_t` \_cpuset, `hwloc_const_nodeset_t` nodeset) [`inline`, `static`]

Convert a NUMA node set into a CPU set. For each NUMA node included in the input `nodeset`, set the corresponding local PUs in the output `_cpuset`.

If some CPUs have no local NUMA nodes, this function never sets their indexes in the output CPU set, even if a full node set is given in input.

Hence the entire topology node set is converted into the set of all CPUs that have some local NUMA nodes.

#### 22.22.1.2 static int `hwloc_cpuset_to_nodeset` (`hwloc_topology_t` topology, `hwloc_const_cpuset_t` \_cpuset, `hwloc_nodeset_t` nodeset) [`inline`, `static`]

Convert a CPU set into a NUMA node set. For each PU included in the input `_cpuset`, set the corresponding local NUMA node(s) in the output `nodeset`.

If some NUMA nodes have no CPUs at all, this function never sets their indexes in the output node set, even if a full CPU set is given in input.

Hence the entire topology CPU set is converted into the set of all nodes that have some local CPUs.

## 22.23 Finding I/O objects

### Functions

- static `hwloc_obj_t hwloc_get_non_io_ancestor_obj` (`hwloc_topology_t topology`, `hwloc_obj_t iobj`)
- static `hwloc_obj_t hwloc_get_next_pcidev` (`hwloc_topology_t topology`, `hwloc_obj_t prev`)
- static `hwloc_obj_t hwloc_get_pcidev_by_busid` (`hwloc_topology_t topology`, unsigned domain, unsigned bus, unsigned dev, unsigned func)
- static `hwloc_obj_t hwloc_get_pcidev_by_busidstring` (`hwloc_topology_t topology`, const char \*busid)
- static `hwloc_obj_t hwloc_get_next_osdev` (`hwloc_topology_t topology`, `hwloc_obj_t prev`)
- static `hwloc_obj_t hwloc_get_next_bridge` (`hwloc_topology_t topology`, `hwloc_obj_t prev`)
- static int `hwloc_bridge_covers_pcibus` (`hwloc_obj_t bridge`, unsigned domain, unsigned bus)

### 22.23.1 Function Documentation

**22.23.1.1** static int `hwloc_bridge_covers_pcibus` (`hwloc_obj_t bridge`, unsigned *domain*, unsigned *bus*) [`inline`, `static`]

**22.23.1.2** static `hwloc_obj_t hwloc_get_next_bridge` (`hwloc_topology_t topology`, `hwloc_obj_t prev`) [`inline`, `static`]

Get the next bridge in the system.

#### Returns:

the first bridge if `prev` is NULL.

**22.23.1.3** static `hwloc_obj_t hwloc_get_next_osdev` (`hwloc_topology_t topology`, `hwloc_obj_t prev`) [`inline`, `static`]

Get the next OS device in the system.

#### Returns:

the first OS device if `prev` is NULL.

**22.23.1.4** static `hwloc_obj_t hwloc_get_next_pcidev` (`hwloc_topology_t topology`, `hwloc_obj_t prev`) [`inline`, `static`]

Get the next PCI device in the system.

#### Returns:

the first PCI device if `prev` is NULL.

**22.23.1.5** `static hwloc_obj_t hwloc_get_non_io_ancestor_obj (hwloc_topology_t topology, hwloc_obj_t ioobj) [inline, static]`

Get the first non-I/O ancestor object. Given the I/O object `ioobj`, find the smallest non-I/O ancestor object. This object (normal or memory) may then be used for binding because it has non-NULL CPU and node sets and because its locality is the same as `ioobj`.

**Note:**

The resulting object is usually a normal object but it could also be a memory object (e.g. NUMA node) in future platforms if I/O objects ever get attached to memory instead of CPUs.

**22.23.1.6** `static hwloc_obj_t hwloc_get_pcidev_by_busid (hwloc_topology_t topology, unsigned domain, unsigned bus, unsigned dev, unsigned func) [inline, static]`

Find the PCI device object matching the PCI bus id given domain, bus device and function PCI bus id.

**22.23.1.7** `static hwloc_obj_t hwloc_get_pcidev_by_busidstring (hwloc_topology_t topology, const char * busid) [inline, static]`

Find the PCI device object matching the PCI bus id given as a string `xxxx:yy:zz.t` or `yy:zz.t`.

## 22.24 The bitmap API

### Defines

- #define `hwloc_bitmap_foreach_begin`(id, bitmap)
- #define `hwloc_bitmap_foreach_end`()

### Typedefs

- typedef struct `hwloc_bitmap_s` \* `hwloc_bitmap_t`
- typedef struct `hwloc_bitmap_s` \* `hwloc_const_bitmap_t`

### Functions

- `hwloc_bitmap_t` `hwloc_bitmap_alloc` (void)
- `hwloc_bitmap_t` `hwloc_bitmap_alloc_full` (void)
- void `hwloc_bitmap_free` (`hwloc_bitmap_t` bitmap)
- `hwloc_bitmap_t` `hwloc_bitmap_dup` (`hwloc_const_bitmap_t` bitmap)
- int `hwloc_bitmap_copy` (`hwloc_bitmap_t` dst, `hwloc_const_bitmap_t` src)
- int `hwloc_bitmap_sprintf` (char \*restrict buf, size\_t buflen, `hwloc_const_bitmap_t` bitmap)
- int `hwloc_bitmap_asprintf` (char \*\*strp, `hwloc_const_bitmap_t` bitmap)
- int `hwloc_bitmap_sscanf` (`hwloc_bitmap_t` bitmap, const char \*restrict string)
- int `hwloc_bitmap_list_sprintf` (char \*restrict buf, size\_t buflen, `hwloc_const_bitmap_t` bitmap)
- int `hwloc_bitmap_list_asprintf` (char \*\*strp, `hwloc_const_bitmap_t` bitmap)
- int `hwloc_bitmap_list_sscanf` (`hwloc_bitmap_t` bitmap, const char \*restrict string)
- int `hwloc_bitmap_taskset_sprintf` (char \*restrict buf, size\_t buflen, `hwloc_const_bitmap_t` bitmap)
- int `hwloc_bitmap_taskset_asprintf` (char \*\*strp, `hwloc_const_bitmap_t` bitmap)
- int `hwloc_bitmap_taskset_sscanf` (`hwloc_bitmap_t` bitmap, const char \*restrict string)
- void `hwloc_bitmap_zero` (`hwloc_bitmap_t` bitmap)
- void `hwloc_bitmap_fill` (`hwloc_bitmap_t` bitmap)
- int `hwloc_bitmap_only` (`hwloc_bitmap_t` bitmap, unsigned id)
- int `hwloc_bitmap_allbut` (`hwloc_bitmap_t` bitmap, unsigned id)
- int `hwloc_bitmap_from_ulong` (`hwloc_bitmap_t` bitmap, unsigned long mask)
- int `hwloc_bitmap_from_ith_ulong` (`hwloc_bitmap_t` bitmap, unsigned i, unsigned long mask)
- int `hwloc_bitmap_from_ulongs` (`hwloc_bitmap_t` bitmap, unsigned nr, const unsigned long \*masks)
- int `hwloc_bitmap_set` (`hwloc_bitmap_t` bitmap, unsigned id)
- int `hwloc_bitmap_set_range` (`hwloc_bitmap_t` bitmap, unsigned begin, int end)
- int `hwloc_bitmap_set_ith_ulong` (`hwloc_bitmap_t` bitmap, unsigned i, unsigned long mask)
- int `hwloc_bitmap_clr` (`hwloc_bitmap_t` bitmap, unsigned id)
- int `hwloc_bitmap_clr_range` (`hwloc_bitmap_t` bitmap, unsigned begin, int end)
- int `hwloc_bitmap_singlify` (`hwloc_bitmap_t` bitmap)
- unsigned long `hwloc_bitmap_to_ulong` (`hwloc_const_bitmap_t` bitmap)
- unsigned long `hwloc_bitmap_to_ith_ulong` (`hwloc_const_bitmap_t` bitmap, unsigned i)
- int `hwloc_bitmap_to_ulongs` (`hwloc_const_bitmap_t` bitmap, unsigned nr, unsigned long \*masks)
- int `hwloc_bitmap_nr_ulongs` (`hwloc_const_bitmap_t` bitmap)
- int `hwloc_bitmap_isset` (`hwloc_const_bitmap_t` bitmap, unsigned id)
- int `hwloc_bitmap_iszero` (`hwloc_const_bitmap_t` bitmap)
- int `hwloc_bitmap_isfull` (`hwloc_const_bitmap_t` bitmap)
- int `hwloc_bitmap_first` (`hwloc_const_bitmap_t` bitmap)

- `int hwloc_bitmap_next (hwloc_const_bitmap_t bitmap, int prev)`
- `int hwloc_bitmap_last (hwloc_const_bitmap_t bitmap)`
- `int hwloc_bitmap_weight (hwloc_const_bitmap_t bitmap)`
- `int hwloc_bitmap_first_unset (hwloc_const_bitmap_t bitmap)`
- `int hwloc_bitmap_next_unset (hwloc_const_bitmap_t bitmap, int prev)`
- `int hwloc_bitmap_last_unset (hwloc_const_bitmap_t bitmap)`
- `int hwloc_bitmap_or (hwloc_bitmap_t res, hwloc_const_bitmap_t bitmap1, hwloc_const_bitmap_t bitmap2)`
- `int hwloc_bitmap_and (hwloc_bitmap_t res, hwloc_const_bitmap_t bitmap1, hwloc_const_bitmap_t bitmap2)`
- `int hwloc_bitmap_andnot (hwloc_bitmap_t res, hwloc_const_bitmap_t bitmap1, hwloc_const_bitmap_t bitmap2)`
- `int hwloc_bitmap_xor (hwloc_bitmap_t res, hwloc_const_bitmap_t bitmap1, hwloc_const_bitmap_t bitmap2)`
- `int hwloc_bitmap_not (hwloc_bitmap_t res, hwloc_const_bitmap_t bitmap)`
- `int hwloc_bitmap_intersects (hwloc_const_bitmap_t bitmap1, hwloc_const_bitmap_t bitmap2)`
- `int hwloc_bitmap_isincluded (hwloc_const_bitmap_t sub_bitmap, hwloc_const_bitmap_t super_bitmap)`
- `int hwloc_bitmap_isequal (hwloc_const_bitmap_t bitmap1, hwloc_const_bitmap_t bitmap2)`
- `int hwloc_bitmap_compare_first (hwloc_const_bitmap_t bitmap1, hwloc_const_bitmap_t bitmap2)`
- `int hwloc_bitmap_compare (hwloc_const_bitmap_t bitmap1, hwloc_const_bitmap_t bitmap2)`

### 22.24.1 Detailed Description

The `hwloc_bitmap_t` type represents a set of integers (positive or null). A bitmap may be of infinite size (all bits are set after some point). A bitmap may even be full if all bits are set.

Bitmaps are used by hwloc for sets of OS processors (which may actually be hardware threads) as by `hwloc_cpuset_t` (a typedef for `hwloc_bitmap_t`), or sets of NUMA memory nodes as `hwloc_nodeset_t` (also a typedef for `hwloc_bitmap_t`). Those are used for cpuset and nodeset fields in the `hwloc_obj` structure, see [Object Sets](#) (`hwloc_cpuset_t` and `hwloc_nodeset_t`).

*Both CPU and node sets are always indexed by OS physical number.* However users should usually not build CPU and node sets manually (e.g. with `hwloc_bitmap_set()`). One should rather use existing object sets and combine them with `hwloc_bitmap_or()`, etc. For instance, binding the current thread on a pair of cores may be performed with:

```
hwloc_obj_t core1 = ... , core2 = ... ;
hwloc_bitmap_t set = hwloc_bitmap_alloc();
hwloc_bitmap_or(set, core1->cpuset, core2->cpuset);
hwloc_set_cpupbind(topology, set, HWLOC_CPUBIND_THREAD);
hwloc_bitmap_free(set);
```

#### Note:

Most functions below return an `int` that may be negative in case of error. The usual error case would be an internal failure to realloc/extend the storage of the bitmap (`errno` would be set to `ENOMEM`). Several examples of using the bitmap API are available under the `doc/examples/` directory in the source tree. Regression tests such as `tests/hwloc/hwloc_bitmap*.c` also make intensive use of this API.

## 22.24.2 Define Documentation

### 22.24.2.1 `#define hwloc_bitmap_foreach_begin(id, bitmap)`

Loop macro iterating on bitmap `bitmap`. The loop must start with `hwloc_bitmap_foreach_begin()` and end with `hwloc_bitmap_foreach_end()` followed by a terminating `;`.

`index` is the loop variable; it should be an unsigned int. The first iteration will set `index` to the lowest index in the bitmap. Successive iterations will iterate through, in order, all remaining indexes set in the bitmap. To be specific: each iteration will return a value for `index` such that `hwloc_bitmap_isset(bitmap, index)` is true.

The assert prevents the loop from being infinite if the bitmap is infinitely set.

### 22.24.2.2 `#define hwloc_bitmap_foreach_end()`

End of loop macro iterating on a bitmap. Needs a terminating `;`.

See also:

[hwloc\\_bitmap\\_foreach\\_begin\(\)](#)

## 22.24.3 Typedef Documentation

### 22.24.3.1 `typedef struct hwloc_bitmap_s* hwloc_bitmap_t`

Set of bits represented as an opaque pointer to an internal bitmap.

### 22.24.3.2 `typedef struct hwloc_bitmap_s* hwloc_const_bitmap_t`

a non-modifiable [hwloc\\_bitmap\\_t](#)

## 22.24.4 Function Documentation

### 22.24.4.1 `int hwloc_bitmap_allbut (hwloc_bitmap_t bitmap, unsigned id)`

Fill the bitmap and clear the index `id`.

### 22.24.4.2 `hwloc_bitmap_t hwloc_bitmap_alloc (void)`

Allocate a new empty bitmap.

**Returns:**

A valid bitmap or `NULL`.

The bitmap should be freed by a corresponding call to [hwloc\\_bitmap\\_free\(\)](#).

### 22.24.4.3 `hwloc_bitmap_t hwloc_bitmap_alloc_full (void)`

Allocate a new full bitmap.

**22.24.4.4** `int hwloc_bitmap_and (hwloc_bitmap_t res, hwloc_const_bitmap_t bitmap1, hwloc_const_bitmap_t bitmap2)`

And bitmaps `bitmap1` and `bitmap2` and store the result in bitmap `res`. `res` can be the same as `bitmap1` or `bitmap2`

**22.24.4.5** `int hwloc_bitmap_andnot (hwloc_bitmap_t res, hwloc_const_bitmap_t bitmap1, hwloc_const_bitmap_t bitmap2)`

And bitmap `bitmap1` and the negation of `bitmap2` and store the result in bitmap `res`. `res` can be the same as `bitmap1` or `bitmap2`

**22.24.4.6** `int hwloc_bitmap_asprintf (char **strp, hwloc_const_bitmap_t bitmap)`

Stringify a bitmap into a newly allocated string.

**Returns:**

-1 on error.

**22.24.4.7** `int hwloc_bitmap_clr (hwloc_bitmap_t bitmap, unsigned id)`

Remove index `id` from bitmap `bitmap`.

**22.24.4.8** `int hwloc_bitmap_clr_range (hwloc_bitmap_t bitmap, unsigned begin, int end)`

Remove indexes from `begin` to `end` in bitmap `bitmap`. If `end` is -1, the range is infinite.

**22.24.4.9** `int hwloc_bitmap_compare (hwloc_const_bitmap_t bitmap1, hwloc_const_bitmap_t bitmap2)`

Compare bitmaps `bitmap1` and `bitmap2` in lexicographic order. Lexicographic comparison of bitmaps, starting for their highest indexes. Compare last indexes first, then second, etc. The empty bitmap is considered lower than anything.

**Returns:**

-1 if `bitmap1` is considered smaller than `bitmap2`.

1 if `bitmap1` is considered larger than `bitmap2`.

0 if bitmaps are equal (contrary to [hwloc\\_bitmap\\_compare\\_first\(\)](#)).

For instance comparing binary bitmaps 0011 and 0110 returns -1 (hence 0011 is considered smaller than 0110). Comparing 00101 and 01010 returns -1 too.

**Note:**

This is different from the non-existing `hwloc_bitmap_compare_last()` which would only compare the highest index of each bitmap.



**22.24.4.10 int hwloc\_bitmap\_compare\_first (hwloc\_const\_bitmap\_t *bitmap1*, hwloc\_const\_bitmap\_t *bitmap2*)**

Compare bitmaps *bitmap1* and *bitmap2* using their lowest index. A bitmap is considered smaller if its least significant bit is smaller. The empty bitmap is considered higher than anything (because its least significant bit does not exist).

**Returns:**

- 1 if *bitmap1* is considered smaller than *bitmap2*.
- 1 if *bitmap1* is considered larger than *bitmap2*.

For instance comparing binary bitmaps 0011 and 0110 returns -1 (hence 0011 is considered smaller than 0110) because least significant bit of 0011 (0001) is smaller than least significant bit of 0110 (0010). Comparing 01001 and 00110 would also return -1 for the same reason.

**Returns:**

- 0 if bitmaps are considered equal, even if they are not strictly equal. They just need to have the same least significant bit. For instance, comparing binary bitmaps 0010 and 0110 returns 0 because they have the same least significant bit.

**22.24.4.11 int hwloc\_bitmap\_copy (hwloc\_bitmap\_t *dst*, hwloc\_const\_bitmap\_t *src*)**

Copy the contents of bitmap *src* into the already allocated bitmap *dst*.

**22.24.4.12 hwloc\_bitmap\_t hwloc\_bitmap\_dup (hwloc\_const\_bitmap\_t *bitmap*)**

Duplicate bitmap *bitmap* by allocating a new bitmap and copying *bitmap* contents. If *bitmap* is NULL, NULL is returned.

**22.24.4.13 void hwloc\_bitmap\_fill (hwloc\_bitmap\_t *bitmap*)**

Fill bitmap *bitmap* with all possible indexes (even if those objects don't exist or are otherwise unavailable).

**22.24.4.14 int hwloc\_bitmap\_first (hwloc\_const\_bitmap\_t *bitmap*)**

Compute the first index (least significant bit) in bitmap *bitmap*.

**Returns:**

- 1 if no index is set in *bitmap*.

**22.24.4.15 int hwloc\_bitmap\_first\_unset (hwloc\_const\_bitmap\_t *bitmap*)**

Compute the first unset index (least significant bit) in bitmap *bitmap*.

**Returns:**

- 1 if no index is unset in *bitmap*.

**22.24.4.16 void hwloc\_bitmap\_free (hwloc\_bitmap\_t *bitmap*)**

Free bitmap *bitmap*. If *bitmap* is NULL, no operation is performed.

**22.24.4.17 int hwloc\_bitmap\_from\_ith\_ulong (hwloc\_bitmap\_t *bitmap*, unsigned *i*, unsigned long *mask*)**

Setup bitmap *bitmap* from unsigned long *mask* used as *i*-th subset.

**22.24.4.18 int hwloc\_bitmap\_from\_ulong (hwloc\_bitmap\_t *bitmap*, unsigned long *mask*)**

Setup bitmap *bitmap* from unsigned long *mask*.

**22.24.4.19 int hwloc\_bitmap\_from\_ulongs (hwloc\_bitmap\_t *bitmap*, unsigned *nr*, const unsigned long \* *masks*)**

Setup bitmap *bitmap* from unsigned longs *masks* used as first *nr* subsets.

**22.24.4.20 int hwloc\_bitmap\_intersects (hwloc\_const\_bitmap\_t *bitmap1*, hwloc\_const\_bitmap\_t *bitmap2*)**

Test whether bitmaps *bitmap1* and *bitmap2* intersects.

**Returns:**

1 if bitmaps intersect, 0 otherwise.

**22.24.4.21 int hwloc\_bitmap\_isequal (hwloc\_const\_bitmap\_t *bitmap1*, hwloc\_const\_bitmap\_t *bitmap2*)**

Test whether bitmap *bitmap1* is equal to bitmap *bitmap2*.

**Returns:**

1 if bitmaps are equal, 0 otherwise.

**22.24.4.22 int hwloc\_bitmap\_isfull (hwloc\_const\_bitmap\_t *bitmap*)**

Test whether bitmap *bitmap* is completely full.

**Returns:**

1 if bitmap is full, 0 otherwise.

**Note:**

A full bitmap is always infinitely set.

**22.24.4.23** `int hwloc_bitmap_isincluded (hwloc_const_bitmap_t sub_bitmap, hwloc_const_bitmap_t super_bitmap)`

Test whether bitmap `sub_bitmap` is part of bitmap `super_bitmap`.

**Returns:**

1 if `sub_bitmap` is included in `super_bitmap`, 0 otherwise.

**Note:**

The empty bitmap is considered included in any other bitmap.

**22.24.4.24** `int hwloc_bitmap_isset (hwloc_const_bitmap_t bitmap, unsigned id)`

Test whether index `id` is part of bitmap `bitmap`.

**Returns:**

1 if the bit at index `id` is set in bitmap `bitmap`, 0 otherwise.

**22.24.4.25** `int hwloc_bitmap_iszero (hwloc_const_bitmap_t bitmap)`

Test whether bitmap `bitmap` is empty.

**Returns:**

1 if `bitmap` is empty, 0 otherwise.

**22.24.4.26** `int hwloc_bitmap_last (hwloc_const_bitmap_t bitmap)`

Compute the last index (most significant bit) in bitmap `bitmap`.

**Returns:**

-1 if no index is set in `bitmap`, or if `bitmap` is infinitely set.

**22.24.4.27** `int hwloc_bitmap_last_unset (hwloc_const_bitmap_t bitmap)`

Compute the last unset index (most significant bit) in bitmap `bitmap`.

**Returns:**

-1 if no index is unset in `bitmap`, or if `bitmap` is infinitely set.

**22.24.4.28** `int hwloc_bitmap_list_asprintf (char ** strp, hwloc_const_bitmap_t bitmap)`

Stringify a bitmap into a newly allocated list string.

**Returns:**

-1 on error.

#### 22.24.4.29 `int hwloc_bitmap_list_sprintf(char *restrict buf, size_t buflen, hwloc_const_bitmap_t bitmap)`

Stringify a bitmap in the list format. Lists are comma-separated indexes or ranges. Ranges are dash separated indexes. The last range may not have an ending indexes if the bitmap is infinitely set.

Up to `buflen` characters may be written in buffer `buf`.

If `buflen` is 0, `buf` may safely be `NULL`.

#### Returns:

the number of character that were actually written if not truncating, or that would have been written (not including the ending `\0`).

#### 22.24.4.30 `int hwloc_bitmap_list_sscanf(hwloc_bitmap_t bitmap, const char *restrict string)`

Parse a list string and stores it in bitmap `bitmap`.

#### 22.24.4.31 `int hwloc_bitmap_next(hwloc_const_bitmap_t bitmap, int prev)`

Compute the next index in bitmap `bitmap` which is after index `prev`. If `prev` is -1, the first index is returned.

#### Returns:

-1 if no index with higher index is set in `bitmap`.

#### 22.24.4.32 `int hwloc_bitmap_next_unset(hwloc_const_bitmap_t bitmap, int prev)`

Compute the next unset index in bitmap `bitmap` which is after index `prev`. If `prev` is -1, the first unset index is returned.

#### Returns:

-1 if no index with higher index is unset in `bitmap`.

#### 22.24.4.33 `int hwloc_bitmap_not(hwloc_bitmap_t res, hwloc_const_bitmap_t bitmap)`

Negate bitmap `bitmap` and store the result in bitmap `res`. `res` can be the same as `bitmap`

#### 22.24.4.34 `int hwloc_bitmap_nr_ulong(hwloc_const_bitmap_t bitmap)`

Return the number of unsigned longs required for storing bitmap `bitmap` entirely. This is the number of contiguous unsigned longs from the very first bit of the bitmap (even if unset) up to the last set bit. This is useful for knowing the `nr` parameter to pass to `hwloc_bitmap_to_ulong()` (or which calls to `hwloc_bitmap_to_ith_ulong()` are needed) to entirely convert a bitmap into multiple unsigned longs.

When called on the output of `hwloc_topology_get_topology_cpuset()`, the returned number is large enough for all cpusets of the topology.

**Returns:**

-1 if `bitmap` is infinite.

**22.24.4.35** `int hwloc_bitmap_only (hwloc_bitmap_t bitmap, unsigned id)`

Empty the bitmap `bitmap` and add bit `id`.

**22.24.4.36** `int hwloc_bitmap_or (hwloc_bitmap_t res, hwloc_const_bitmap_t bitmap1, hwloc_const_bitmap_t bitmap2)`

Or bitmaps `bitmap1` and `bitmap2` and store the result in bitmap `res`. `res` can be the same as `bitmap1` or `bitmap2`

**22.24.4.37** `int hwloc_bitmap_set (hwloc_bitmap_t bitmap, unsigned id)`

Add index `id` in bitmap `bitmap`.

**22.24.4.38** `int hwloc_bitmap_set_ith_ulong (hwloc_bitmap_t bitmap, unsigned i, unsigned long mask)`

Replace `i`-th subset of bitmap `bitmap` with unsigned long `mask`.

**22.24.4.39** `int hwloc_bitmap_set_range (hwloc_bitmap_t bitmap, unsigned begin, int end)`

Add indexes from `begin` to `end` in bitmap `bitmap`. If `end` is `-1`, the range is infinite.

**22.24.4.40** `int hwloc_bitmap_singlify (hwloc_bitmap_t bitmap)`

Keep a single index among those set in bitmap `bitmap`. May be useful before binding so that the process does not have a chance of migrating between multiple logical CPUs in the original mask. Instead of running the task on any PU inside the given CPU set, the operating system scheduler will be forced to run it on a single of these PUs. It avoids a migration overhead and cache-line ping-pongs between PUs.

**Note:**

This function is NOT meant to distribute multiple processes within a single CPU set. It always return the same single bit when called multiple times on the same input set. [hwloc\\_distrib\(\)](#) may be used for generating CPU sets to distribute multiple tasks below a single multi-PU object.

This function cannot be applied to an object set directly. It should be applied to a copy (which may be obtained with [hwloc\\_bitmap\\_dup\(\)](#)).

**22.24.4.41** `int hwloc_bitmap_sprintf (char *restrict buf, size_t buflen, hwloc_const_bitmap_t bitmap)`

Stringify a bitmap. Up to `buflen` characters may be written in buffer `buf`.

If `buflen` is 0, `buf` may safely be `NULL`.

**Returns:**

the number of character that were actually written if not truncating, or that would have been written (not including the ending `\0`).

**22.24.4.42** `int hwloc_bitmap_sscanf (hwloc_bitmap_t bitmap, const char *restrict string)`

Parse a bitmap string and stores it in bitmap `bitmap`.

**22.24.4.43** `int hwloc_bitmap_taskset_asprintf (char **strp, hwloc_const_bitmap_t bitmap)`

Stringify a bitmap into a newly allocated taskset-specific string.

**Returns:**

-1 on error.

**22.24.4.44** `int hwloc_bitmap_taskset_snprintf (char *restrict buf, size_t buflen, hwloc_const_bitmap_t bitmap)`

Stringify a bitmap in the taskset-specific format. The taskset command manipulates bitmap strings that contain a single (possible very long) hexadecimal number starting with `0x`.

Up to `buflen` characters may be written in buffer `buf`.

If `buflen` is 0, `buf` may safely be `NULL`.

**Returns:**

the number of character that were actually written if not truncating, or that would have been written (not including the ending `\0`).

**22.24.4.45** `int hwloc_bitmap_taskset_sscanf (hwloc_bitmap_t bitmap, const char *restrict string)`

Parse a taskset-specific bitmap string and stores it in bitmap `bitmap`.

**22.24.4.46** `unsigned long hwloc_bitmap_to_ith_ulong (hwloc_const_bitmap_t bitmap, unsigned i)`

Convert the `i`-th subset of bitmap `bitmap` into unsigned long mask.

**22.24.4.47** `unsigned long hwloc_bitmap_to_ulong (hwloc_const_bitmap_t bitmap)`

Convert the beginning part of bitmap `bitmap` into unsigned long mask.

**22.24.4.48** `int hwloc_bitmap_to_ulongs (hwloc_const_bitmap_t bitmap, unsigned nr, unsigned long *masks)`

Convert the first `nr` subsets of bitmap `bitmap` into the array of `nr` unsigned long masks. `nr` may be determined earlier with `hwloc_bitmap_nr_ulongs()`.

**Returns:**

0

**22.24.4.49 int hwloc\_bitmap\_weight (hwloc\_const\_bitmap\_t *bitmap*)**

Compute the "weight" of bitmap *bitmap* (i.e., number of indexes that are in the bitmap).

**Returns:**

the number of indexes that are in the bitmap.

-1 if *bitmap* is infinitely set.

**22.24.4.50 int hwloc\_bitmap\_xor (hwloc\_bitmap\_t *res*, hwloc\_const\_bitmap\_t *bitmap1*, hwloc\_const\_bitmap\_t *bitmap2*)**

Xor bitmaps *bitmap1* and *bitmap2* and store the result in bitmap *res*. *res* can be the same as *bitmap1* or *bitmap2*

**22.24.4.51 void hwloc\_bitmap\_zero (hwloc\_bitmap\_t *bitmap*)**

Empty the bitmap *bitmap*.

## 22.25 Exporting Topologies to XML

### Enumerations

- enum `hwloc_topology_export_xml_flags_e` { `HWLOC_TOPOLOGY_EXPORT_XML_FLAG_V1` }

### Functions

- int `hwloc_topology_export_xml` (`hwloc_topology_t` topology, const char \*xmlpath, unsigned long flags)
- int `hwloc_topology_export_xmlbuffer` (`hwloc_topology_t` topology, char \*\*xmlbuffer, int \*buflen, unsigned long flags)
- void `hwloc_free_xmlbuffer` (`hwloc_topology_t` topology, char \*xmlbuffer)
- void `hwloc_topology_set_userdata_export_callback` (`hwloc_topology_t` topology, void(\*export\_cb)(void \*reserved, `hwloc_topology_t` topology, `hwloc_obj_t` obj))
- int `hwloc_export_obj_userdata` (void \*reserved, `hwloc_topology_t` topology, `hwloc_obj_t` obj, const char \*name, const void \*buffer, size\_t length)
- int `hwloc_export_obj_userdata_base64` (void \*reserved, `hwloc_topology_t` topology, `hwloc_obj_t` obj, const char \*name, const void \*buffer, size\_t length)
- void `hwloc_topology_set_userdata_import_callback` (`hwloc_topology_t` topology, void(\*import\_cb)(`hwloc_topology_t` topology, `hwloc_obj_t` obj, const char \*name, const void \*buffer, size\_t length))

### 22.25.1 Enumeration Type Documentation

#### 22.25.1.1 enum `hwloc_topology_export_xml_flags_e`

Flags for exporting XML topologies. Flags to be given as a OR'ed set to `hwloc_topology_export_xml()`.

#### Enumerator:

**`HWLOC_TOPOLOGY_EXPORT_XML_FLAG_V1`** Export XML that is loadable by hwloc v1.x. However, the export may miss some details about the topology.

### 22.25.2 Function Documentation

#### 22.25.2.1 int `hwloc_export_obj_userdata` (void \* *reserved*, `hwloc_topology_t` *topology*, `hwloc_obj_t` *obj*, const char \* *name*, const void \* *buffer*, size\_t *length*)

Export some object userdata to XML. This function may only be called from within the `export()` callback passed to `hwloc_topology_set_userdata_export_callback()`. It may be invoked one of multiple times to export some userdata to XML. The `buffer` content of length `length` is stored with optional name `name`.

When importing this XML file, the `import()` callback (if set) will be called exactly as many times as `hwloc_export_obj_userdata()` was called during `export()`. It will receive the corresponding `name`, `buffer` and `length` arguments.

`reserved`, `topology` and `obj` must be the first three parameters that were given to the `export` callback.

Only printable characters may be exported to XML string attributes. If a non-printable character is passed in `name` or `buffer`, the function returns -1 with `errno` set to `EINVAL`.



If exporting binary data, the application should first encode into printable characters only (or use [hwloc\\_export\\_obj\\_userdata\\_base64\(\)](#)). It should also take care of portability issues if the export may be reimported on a different architecture.

**22.25.2.2** `int hwloc_export_obj_userdata_base64 (void * reserved, hwloc_topology_t topology, hwloc_obj_t obj, const char * name, const void * buffer, size_t length)`

Encode and export some object userdata to XML. This function is similar to [hwloc\\_export\\_obj\\_userdata\(\)](#) but it encodes the input buffer into printable characters before exporting. On import, decoding is automatically performed before the data is given to the `import()` callback if any.

This function may only be called from within the `export()` callback passed to [hwloc\\_topology\\_set\\_userdata\\_export\\_callback\(\)](#).

The function does not take care of portability issues if the export may be reimported on a different architecture.

**22.25.2.3** `void hwloc_free_xmlbuffer (hwloc_topology_t topology, char * xmlbuffer)`

Free a buffer allocated by [hwloc\\_topology\\_export\\_xmlbuffer\(\)](#).

**22.25.2.4** `int hwloc_topology_export_xml (hwloc_topology_t topology, const char * xmlpath, unsigned long flags)`

Export the topology into an XML file. This file may be loaded later through [hwloc\\_topology\\_set\\_xml\(\)](#).

By default, the latest export format is used, which means older hwloc releases (e.g. v1.x) will not be able to import it. Exporting to v1.x specific XML format is possible using flag [HWLOC\\_TOPOLOGY\\_EXPORT\\_XML\\_FLAG\\_V1](#) but it may miss some details about the topology. If there is any chance that the exported file may ever be imported back by a process using hwloc 1.x, one should consider detecting it at runtime and using the corresponding export format.

`flags` is a OR'ed set of [hwloc\\_topology\\_export\\_xml\\_flags\\_e](#).

**Returns:**

-1 if a failure occurred.

**Note:**

See also [hwloc\\_topology\\_set\\_userdata\\_export\\_callback\(\)](#) for exporting application-specific object userdata.

The topology-specific userdata pointer is ignored when exporting to XML.

Only printable characters may be exported to XML string attributes. Any other character, especially any non-ASCII character, will be silently dropped.

If `name` is "-", the XML output is sent to the standard output.

**22.25.2.5** `int hwloc_topology_export_xmlbuffer (hwloc_topology_t topology, char ** xmlbuffer, int * buflen, unsigned long flags)`

Export the topology into a newly-allocated XML memory buffer. `xmlbuffer` is allocated by the callee and should be freed with [hwloc\\_free\\_xmlbuffer\(\)](#) later in the caller.

This memory buffer may be loaded later through [hwloc\\_topology\\_set\\_xmlbuffer\(\)](#).

By default, the latest export format is used, which means older hwloc releases (e.g. v1.x) will not be able to import it. Exporting to v1.x specific XML format is possible using flag [HWLOC\\_TOPOLOGY\\_EXPORT\\_XML\\_FLAG\\_V1](#) but it may miss some details about the topology. If there is any chance that the exported buffer may ever be imported back by a process using hwloc 1.x, one should consider detecting it at runtime and using the corresponding export format.

The returned buffer ends with a `\0` that is included in the returned length.

`flags` is a OR'ed set of [hwloc\\_topology\\_export\\_xml\\_flags\\_e](#).

#### Returns:

-1 if a failure occurred.

#### Note:

See also [hwloc\\_topology\\_set\\_userdata\\_export\\_callback\(\)](#) for exporting application-specific object userdata.

The topology-specific userdata pointer is ignored when exporting to XML.

Only printable characters may be exported to XML string attributes. Any other character, especially any non-ASCII character, will be silently dropped.

#### 22.25.2.6 void hwloc\_topology\_set\_userdata\_export\_callback (hwloc\_topology\_t topology, void(\*) (void \*reserved, hwloc\_topology\_t topology, hwloc\_obj\_t obj) export\_cb)

Set the application-specific callback for exporting object userdata. The object userdata pointer is not exported to XML by default because hwloc does not know what it contains.

This function lets applications set `export_cb` to a callback function that converts this opaque userdata into an exportable string.

`export_cb` is invoked during XML export for each object whose `userdata` pointer is not NULL. The callback should use [hwloc\\_export\\_obj\\_userdata\(\)](#) or [hwloc\\_export\\_obj\\_userdata\\_base64\(\)](#) to actually export something to XML (possibly multiple times per object).

`export_cb` may be set to NULL if userdata should not be exported to XML.

#### Note:

The topology-specific userdata pointer is ignored when exporting to XML.

#### 22.25.2.7 void hwloc\_topology\_set\_userdata\_import\_callback (hwloc\_topology\_t topology, void(\*) (hwloc\_topology\_t topology, hwloc\_obj\_t obj, const char \*name, const void \*buffer, size\_t length) import\_cb)

Set the application-specific callback for importing userdata. On XML import, userdata is ignored by default because hwloc does not know how to store it in memory.

This function lets applications set `import_cb` to a callback function that will get the XML-stored userdata and store it in the object as expected by the application.

`import_cb` is called during [hwloc\\_topology\\_load\(\)](#) as many times as [hwloc\\_export\\_obj\\_userdata\(\)](#) was called during export. The topology is not entirely setup yet. Object attributes are ready to consult, but links between objects are not.

`import_cb` may be NULL if userdata should be ignored during import.

**Note:**

`buffer` contains `length` characters followed by a null byte (`"`).

This function should be called before [hwloc\\_topology\\_load\(\)](#).

The topology-specific userdata pointer is ignored when importing from XML.

## 22.26 Exporting Topologies to Synthetic

### Enumerations

- enum `hwloc_topology_export_synthetic_flags_e` { `HWLOC_TOPOLOGY_EXPORT_SYNTHETIC_FLAG_NO_EXTENDED_TYPES`, `HWLOC_TOPOLOGY_EXPORT_SYNTHETIC_FLAG_NO_ATTRS`, `HWLOC_TOPOLOGY_EXPORT_SYNTHETIC_FLAG_V1`, `HWLOC_TOPOLOGY_EXPORT_SYNTHETIC_FLAG_IGNORE_MEMORY` }

### Functions

- int `hwloc_topology_export_synthetic` (`hwloc_topology_t topology`, char \*`buffer`, size\_t `buflen`, unsigned long `flags`)

### 22.26.1 Enumeration Type Documentation

#### 22.26.1.1 enum `hwloc_topology_export_synthetic_flags_e`

Flags for exporting synthetic topologies. Flags to be given as a OR'ed set to `hwloc_topology_export_synthetic()`.

#### Enumerator:

***HWLOC\_TOPOLOGY\_EXPORT\_SYNTHETIC\_FLAG\_NO\_EXTENDED\_TYPES*** Export extended types such as L2dcache as basic types such as Cache. This is required if loading the synthetic description with `hwloc < 1.9`.

***HWLOC\_TOPOLOGY\_EXPORT\_SYNTHETIC\_FLAG\_NO\_ATTRS*** Do not export level attributes. Ignore level attributes such as memory/cache sizes or PU indexes. This is required if loading the synthetic description with `hwloc < 1.10`.

***HWLOC\_TOPOLOGY\_EXPORT\_SYNTHETIC\_FLAG\_V1*** Export the memory hierarchy as expected in `hwloc 1.x`. Instead of attaching memory children to levels, export single NUMA node child as normal intermediate levels, when possible. This is required if loading the synthetic description with `hwloc 1.x`. However this may fail if some objects have multiple local NUMA nodes.

***HWLOC\_TOPOLOGY\_EXPORT\_SYNTHETIC\_FLAG\_IGNORE\_MEMORY*** Do not export memory information. Only export the actual hierarchy of normal CPU-side objects and ignore where memory is attached. This is useful for when the hierarchy of CPUs is what really matters, but it behaves as if there was a single machine-wide NUMA node.

### 22.26.2 Function Documentation

#### 22.26.2.1 int `hwloc_topology_export_synthetic` (`hwloc_topology_t topology`, char \*`buffer`, size\_t `buflen`, unsigned long `flags`)

Export the topology as a synthetic string. At most `buflen` characters will be written in `buffer`, including the terminating `.`

This exported string may be given back to `hwloc_topology_set_synthetic()`.

`flags` is a OR'ed set of `hwloc_topology_export_synthetic_flags_e`.

**Returns:**

The number of characters that were written, not including the terminating .  
-1 if the topology could not be exported, for instance if it is not symmetric.

**Note:**

I/O and Misc children are ignored, the synthetic string only describes normal children.  
A 1024-byte buffer should be large enough for exporting topologies in the vast majority of cases.

## 22.27 Retrieve distances between objects

### Data Structures

- struct `hwloc_distances_s`  
*Matrix of distances between a set of objects.*

### Enumerations

- enum `hwloc_distances_kind_e` {  
`HWLOC_DISTANCES_KIND_FROM_OS`, `HWLOC_DISTANCES_KIND_FROM_USER`,  
`HWLOC_DISTANCES_KIND_MEANS_LATENCY`, `HWLOC_DISTANCES_KIND_MEANS_BANDWIDTH`,  
`HWLOC_DISTANCES_KIND_HETEROGENEOUS_TYPES` }

### Functions

- int `hwloc_distances_get` (`hwloc_topology_t` topology, unsigned \*nr, struct `hwloc_distances_s` \*\*distances, unsigned long kind, unsigned long flags)
- int `hwloc_distances_get_by_depth` (`hwloc_topology_t` topology, int depth, unsigned \*nr, struct `hwloc_distances_s` \*\*distances, unsigned long kind, unsigned long flags)
- int `hwloc_distances_get_by_type` (`hwloc_topology_t` topology, `hwloc_obj_type_t` type, unsigned \*nr, struct `hwloc_distances_s` \*\*distances, unsigned long kind, unsigned long flags)
- int `hwloc_distances_get_by_name` (`hwloc_topology_t` topology, const char \*name, unsigned \*nr, struct `hwloc_distances_s` \*\*distances, unsigned long flags)
- const char \* `hwloc_distances_get_name` (`hwloc_topology_t` topology, struct `hwloc_distances_s` \*distances)
- void `hwloc_distances_release` (`hwloc_topology_t` topology, struct `hwloc_distances_s` \*distances)

### 22.27.1 Enumeration Type Documentation

#### 22.27.1.1 enum `hwloc_distances_kind_e`

Kinds of distance matrices. The `kind` attribute of struct `hwloc_distances_s` is a OR'ed set of kinds.

A kind of format `HWLOC_DISTANCES_KIND_FROM_*` specifies where the distance information comes from, if known.

A kind of format `HWLOC_DISTANCES_KIND_MEANS_*` specifies whether values are latencies or bandwidths, if applicable.

#### Enumerator:

**`HWLOC_DISTANCES_KIND_FROM_OS`** These distances were obtained from the operating system or hardware.

**`HWLOC_DISTANCES_KIND_FROM_USER`** These distances were provided by the user.

**`HWLOC_DISTANCES_KIND_MEANS_LATENCY`** Distance values are similar to latencies between objects. Values are smaller for closer objects, hence minimal on the diagonal of the matrix (distance between an object and itself). It could also be the number of network hops between objects, etc.

**HWLOC\_DISTANCES\_KIND\_MEANS\_BANDWIDTH** Distance values are similar to bandwidths between objects. Values are higher for closer objects, hence maximal on the diagonal of the matrix (distance between an object and itself). Such values are currently ignored for distance-based grouping.

**HWLOC\_DISTANCES\_KIND\_HETEROGENEOUS\_TYPES** This distances structure covers objects of different types.

## 22.27.2 Function Documentation

**22.27.2.1** `int hwloc_distances_get (hwloc_topology_t topology, unsigned * nr, struct hwloc_distances_s ** distances, unsigned long kind, unsigned long flags)`

Retrieve distance matrices. Retrieve distance matrices from the topology into the `distances` array.

`flags` is currently unused, should be 0.

`kind` serves as a filter. If 0, all distance matrices are returned. If it contains some `HWLOC_DISTANCES_KIND_FROM_*`, only distance matrices whose kind matches one of these are returned. If it contains some `HWLOC_DISTANCES_KIND_MEANS_*`, only distance matrices whose kind matches one of these are returned.

On input, `nr` points to the number of distance matrices that may be stored in `distances`. On output, `nr` points to the number of distance matrices that were actually found, even if some of them couldn't be stored in `distances`. Distance matrices that couldn't be stored are ignored, but the function still returns success (0). The caller may find out by comparing the value pointed by `nr` before and after the function call.

Each distance matrix returned in the `distances` array should be released by the caller using [hwloc\\_distances\\_release\(\)](#).

**22.27.2.2** `int hwloc_distances_get_by_depth (hwloc_topology_t topology, int depth, unsigned * nr, struct hwloc_distances_s ** distances, unsigned long kind, unsigned long flags)`

Retrieve distance matrices for object at a specific depth in the topology. Identical to [hwloc\\_distances\\_get\(\)](#) with the additional `depth` filter.

**22.27.2.3** `int hwloc_distances_get_by_name (hwloc_topology_t topology, const char * name, unsigned * nr, struct hwloc_distances_s ** distances, unsigned long flags)`

Retrieve a distance matrix with the given name. Usually only one distances structure may match a given name.

**22.27.2.4** `int hwloc_distances_get_by_type (hwloc_topology_t topology, hwloc_obj_type_t type, unsigned * nr, struct hwloc_distances_s ** distances, unsigned long kind, unsigned long flags)`

Retrieve distance matrices for object of a specific type. Identical to [hwloc\\_distances\\_get\(\)](#) with the additional `type` filter.

**22.27.2.5** `const char* hwloc_distances_get_name (hwloc_topology_t topology, struct hwloc_distances_s * distances)`

Get a description of what a distances structure contains. For instance "NUMALatency" for hardware-provided NUMA distances (ACPI SLIT), or NULL if unknown.

**22.27.2.6** `void hwloc_distances_release (hwloc_topology_t topology, struct hwloc_distances_s * distances)`

Release a distance matrix structure previously returned by [hwloc\\_distances\\_get\(\)](#).

**Note:**

This function is not required if the structure is removed with [hwloc\\_distances\\_release\\_remove\(\)](#).



## 22.28 Helpers for consulting distance matrices

### Functions

- static int `hwloc_distances_obj_index` (struct `hwloc_distances_s` \*distances, `hwloc_obj_t` obj)
- static int `hwloc_distances_obj_pair_values` (struct `hwloc_distances_s` \*distances, `hwloc_obj_t` obj1, `hwloc_obj_t` obj2, `hwloc_uint64_t` \*value1to2, `hwloc_uint64_t` \*value2to1)

### 22.28.1 Function Documentation

**22.28.1.1** static int `hwloc_distances_obj_index` (struct `hwloc_distances_s` \* *distances*, `hwloc_obj_t` *obj*) [`inline`, `static`]

Find the index of an object in a distances structure.

**Returns:**

-1 if object `obj` is not involved in structure `distances`.

**22.28.1.2** static int `hwloc_distances_obj_pair_values` (struct `hwloc_distances_s` \* *distances*, `hwloc_obj_t` *obj1*, `hwloc_obj_t` *obj2*, `hwloc_uint64_t` \* *value1to2*, `hwloc_uint64_t` \* *value2to1*) [`inline`, `static`]

Find the values between two objects in a distance matrices. The distance from `obj1` to `obj2` is stored in the value pointed by `value1to2` and reciprocally.

**Returns:**

-1 if object `obj1` or `obj2` is not involved in structure `distances`.

## 22.29 Add or remove distances between objects

### Enumerations

- enum `hwloc_distances_add_flag_e` { `HWLOC_DISTANCES_ADD_FLAG_GROUP`, `HWLOC_DISTANCES_ADD_FLAG_GROUP_INACCURATE` }

### Functions

- int `hwloc_distances_add` (`hwloc_topology_t` topology, unsigned `nobjs`, `hwloc_obj_t` \*`objs`, `hwloc_uint64_t` \*`values`, unsigned long `kind`, unsigned long `flags`)
- int `hwloc_distances_remove` (`hwloc_topology_t` topology)
- int `hwloc_distances_remove_by_depth` (`hwloc_topology_t` topology, int `depth`)
- static int `hwloc_distances_remove_by_type` (`hwloc_topology_t` topology, `hwloc_obj_type_t` `type`)
- int `hwloc_distances_release_remove` (`hwloc_topology_t` topology, struct `hwloc_distances_s` \*`distances`)

### 22.29.1 Enumeration Type Documentation

#### 22.29.1.1 enum `hwloc_distances_add_flag_e`

Flags for adding a new distances to a topology.

#### Enumerator:

***HWLOC\_DISTANCES\_ADD\_FLAG\_GROUP*** Try to group objects based on the newly provided distance information.

***HWLOC\_DISTANCES\_ADD\_FLAG\_GROUP\_INACCURATE*** If grouping, consider the distance values as inaccurate and relax the comparisons during the grouping algorithms. The actual accuracy may be modified through the `HWLOC_GROUPING_ACCURACY` environment variable (see [Environment Variables](#)).

### 22.29.2 Function Documentation

#### 22.29.2.1 int `hwloc_distances_add` (`hwloc_topology_t` *topology*, unsigned *nobjs*, `hwloc_obj_t` \**objs*, `hwloc_uint64_t` \**values*, unsigned long *kind*, unsigned long *flags*)

Provide a new distance matrix. Provide the matrix of distances between a set of objects given by `nobjs` and the `objs` array. `nobjs` must be at least 2. The distances are stored as a one-dimension array in `values`. The distance from object `i` to object `j` is in slot `i*nobjs+j`.

`kind` specifies the kind of distance as a OR'ed set of `hwloc_distances_kind_e`. Kind `HWLOC_DISTANCES_KIND_HETEROGENEOUS_TYPES` will be automatically added if objects of different types are given.

`flags` configures the behavior of the function using an optional OR'ed set of `hwloc_distances_add_flag_e`.

**22.29.2.2** `int hwloc_distances_release_remove (hwloc_topology_t topology, struct hwloc_distances_s * distances)`

Release and remove the given distance matrice from the topology. This function includes a call to [hwloc\\_distances\\_release\(\)](#).

**22.29.2.3** `int hwloc_distances_remove (hwloc_topology_t topology)`

Remove all distance matrices from a topology. Remove all distance matrices, either provided by the user or gathered through the OS.

If these distances were used to group objects, these additional Group objects are not removed from the topology.

**22.29.2.4** `int hwloc_distances_remove_by_depth (hwloc_topology_t topology, int depth)`

Remove distance matrices for objects at a specific depth in the topology. Identical to [hwloc\\_distances\\_remove\(\)](#) but only applies to one level of the topology.

**22.29.2.5** `static int hwloc_distances_remove_by_type (hwloc_topology_t topology, hwloc_obj_type_t type) [inline, static]`

Remove distance matrices for objects of a specific type in the topology. Identical to [hwloc\\_distances\\_remove\(\)](#) but only applies to one level of the topology.

## 22.30 Linux-specific helpers

### Functions

- int `hwloc_linux_set_tid_cpupbind` (`hwloc_topology_t` topology, `pid_t` tid, `hwloc_const_cpuset_t` set)
- int `hwloc_linux_get_tid_cpupbind` (`hwloc_topology_t` topology, `pid_t` tid, `hwloc_cpuset_t` set)
- int `hwloc_linux_get_tid_last_cpu_location` (`hwloc_topology_t` topology, `pid_t` tid, `hwloc_bitmap_t` set)
- int `hwloc_linux_read_path_as_cpumask` (const char \*path, `hwloc_bitmap_t` set)

### 22.30.1 Detailed Description

This includes helpers for manipulating Linux kernel cpumap files, and hwloc equivalents of the Linux `sched_setaffinity` and `sched_getaffinity` system calls.

### 22.30.2 Function Documentation

#### 22.30.2.1 int `hwloc_linux_get_tid_cpupbind` (`hwloc_topology_t` topology, `pid_t` tid, `hwloc_cpuset_t` set)

Get the current binding of thread `tid`. The behavior is exactly the same as the Linux `sched_getaffinity` system call, but uses a hwloc cpuset.

**Note:**

This is equivalent to calling `hwloc_get_proc_cpupbind()` with `HWLOC_CPUBIND_THREAD` as flags.

#### 22.30.2.2 int `hwloc_linux_get_tid_last_cpu_location` (`hwloc_topology_t` topology, `pid_t` tid, `hwloc_bitmap_t` set)

Get the last physical CPU where thread `tid` ran.

**Note:**

This is equivalent to calling `hwloc_get_proc_last_cpu_location()` with `HWLOC_CPUBIND_THREAD` as flags.

#### 22.30.2.3 int `hwloc_linux_read_path_as_cpumask` (const char \*path, `hwloc_bitmap_t` set)

Convert a linux kernel cpumask file `path` into a hwloc bitmap `set`. Might be used when reading CPU set from sysfs attributes such as `topology` and `caches` for processors, or `local_cpus` for devices.

**Note:**

This function ignores the `HWLOC_FSROOT` environment variable.

**22.30.2.4** `int hwloc_linux_set_tid_cpupbind (hwloc_topology_t topology, pid_t tid, hwloc_const_cpuset_t set)`

Bind a thread `tid` on cpus given in cpuset `set`. The behavior is exactly the same as the Linux `sched_setsaffinity` system call, but uses a hwloc cpuset.

**Note:**

This is equivalent to calling `hwloc_set_proc_cpupbind()` with `HWLOC_CPUBIND_THREAD` as flags.

## 22.31 Interoperability with Linux libnuma unsigned long masks

### Functions

- static int `hwloc_cpuset_to_linux_libnuma_ulong`s (`hwloc_topology_t` topology, `hwloc_const_cpuset_t` cpuset, unsigned long \*mask, unsigned long \*maxnode)
- static int `hwloc_nodeset_to_linux_libnuma_ulong`s (`hwloc_topology_t` topology, `hwloc_const_nodeset_t` nodeset, unsigned long \*mask, unsigned long \*maxnode)
- static int `hwloc_cpuset_from_linux_libnuma_ulong`s (`hwloc_topology_t` topology, `hwloc_cpuset_t` cpuset, const unsigned long \*mask, unsigned long maxnode)
- static int `hwloc_nodeset_from_linux_libnuma_ulong`s (`hwloc_topology_t` topology, `hwloc_nodeset_t` nodeset, const unsigned long \*mask, unsigned long maxnode)

### 22.31.1 Detailed Description

This interface helps converting between Linux libnuma unsigned long masks and hwloc cpusets and nodesets.

#### Note:

Topology `topology` must match the current machine.

The behavior of libnuma is undefined if the kernel is not NUMA-aware. (when `CONFIG_NUMA` is not set in the kernel configuration). This helper and libnuma may thus not be strictly compatible in this case, which may be detected by checking whether `numa_available()` returns -1.

### 22.31.2 Function Documentation

**22.31.2.1** static int `hwloc_cpuset_from_linux_libnuma_ulong`s (`hwloc_topology_t` topology, `hwloc_cpuset_t` cpuset, const unsigned long \* mask, unsigned long maxnode)  
[inline, static]

Convert the array of unsigned long `mask` into hwloc CPU set. `mask` is a array of unsigned long that will be read. `maxnode` contains the maximal node number that may be read in `mask`.

This function may be used after calling `get_mempolicy` or any other function that takes an array of unsigned long as output parameter (and possibly a maximal node number as input parameter).

**22.31.2.2** static int `hwloc_cpuset_to_linux_libnuma_ulong`s (`hwloc_topology_t` topology, `hwloc_const_cpuset_t` cpuset, unsigned long \* mask, unsigned long \* maxnode)  
[inline, static]

Convert hwloc CPU set `cpuset` into the array of unsigned long `mask`. `mask` is the array of unsigned long that will be filled. `maxnode` contains the maximal node number that may be stored in `mask`. `maxnode` will be set to the maximal node number that was found, plus one.

This function may be used before calling `set_mempolicy`, `mbind`, `migrate_pages` or any other function that takes an array of unsigned long and a maximal node number as input parameter.

**22.31.2.3** `static int hwloc_nodeset_from_linux_libnuma_ulongs (hwloc_topology_t topology, hwloc_nodeset_t nodeset, const unsigned long * mask, unsigned long maxnode) [inline, static]`

Convert the array of unsigned long `mask` into hwloc NUMA node set. `mask` is a array of unsigned long that will be read. `maxnode` contains the maximal node number that may be read in `mask`.

This function may be used after calling `get_mempolicy` or any other function that takes an array of unsigned long as output parameter (and possibly a maximal node number as input parameter).

**22.31.2.4** `static int hwloc_nodeset_to_linux_libnuma_ulongs (hwloc_topology_t topology, hwloc_const_nodeset_t nodeset, unsigned long * mask, unsigned long * maxnode) [inline, static]`

Convert hwloc NUMA node set `nodeset` into the array of unsigned long `mask`. `mask` is the array of unsigned long that will be filled. `maxnode` contains the maximal node number that may be stored in `mask`. `maxnode` will be set to the maximal node number that was found, plus one.

This function may be used before calling `set_mempolicy`, `mbind`, `migrate_pages` or any other function that takes an array of unsigned long and a maximal node number as input parameter.

## 22.32 Interoperability with Linux libnuma bitmask

### Functions

- static struct bitmask \* [hwloc\\_cpuset\\_to\\_linux\\_libnuma\\_bitmask](#) ([hwloc\\_topology\\_t](#) topology, [hwloc\\_const\\_cpuset\\_t](#) cpuset)
- static struct bitmask \* [hwloc\\_nodeset\\_to\\_linux\\_libnuma\\_bitmask](#) ([hwloc\\_topology\\_t](#) topology, [hwloc\\_const\\_nodeset\\_t](#) nodeset)
- static int [hwloc\\_cpuset\\_from\\_linux\\_libnuma\\_bitmask](#) ([hwloc\\_topology\\_t](#) topology, [hwloc\\_cpuset\\_t](#) cpuset, const struct bitmask \*bitmask)
- static int [hwloc\\_nodeset\\_from\\_linux\\_libnuma\\_bitmask](#) ([hwloc\\_topology\\_t](#) topology, [hwloc\\_nodeset\\_t](#) nodeset, const struct bitmask \*bitmask)

### 22.32.1 Detailed Description

This interface helps converting between Linux libnuma bitmasks and hwloc cpusets and nodesets.

#### Note:

Topology `topology` must match the current machine.

The behavior of libnuma is undefined if the kernel is not NUMA-aware. (when `CONFIG_NUMA` is not set in the kernel configuration). This helper and libnuma may thus not be strictly compatible in this case, which may be detected by checking whether `numa_available()` returns -1.

### 22.32.2 Function Documentation

**22.32.2.1** static int [hwloc\\_cpuset\\_from\\_linux\\_libnuma\\_bitmask](#) ([hwloc\\_topology\\_t](#) topology, [hwloc\\_cpuset\\_t](#) cpuset, const struct bitmask \* *bitmask*) [`inline`, `static`]

Convert libnuma bitmask `bitmask` into hwloc CPU set `cpuset`. This function may be used after calling many `numa_` functions that use a struct bitmask as an output parameter.

**22.32.2.2** static struct bitmask \* [hwloc\\_cpuset\\_to\\_linux\\_libnuma\\_bitmask](#) ([hwloc\\_topology\\_t](#) topology, [hwloc\\_const\\_cpuset\\_t](#) cpuset) [`static`, `read`]

Convert hwloc CPU set `cpuset` into the returned libnuma bitmask. The returned bitmask should later be freed with `numa_bitmask_free`.

This function may be used before calling many `numa_` functions that use a struct bitmask as an input parameter.

#### Returns:

newly allocated struct bitmask.

**22.32.2.3** static int [hwloc\\_nodeset\\_from\\_linux\\_libnuma\\_bitmask](#) ([hwloc\\_topology\\_t](#) topology, [hwloc\\_nodeset\\_t](#) nodeset, const struct bitmask \* *bitmask*) [`inline`, `static`]

Convert libnuma bitmask `bitmask` into hwloc NUMA node set `nodeset`. This function may be used after calling many `numa_` functions that use a struct bitmask as an output parameter.



**22.32.2.4** `static struct bitmask * hwloc_nodeset_to_linux_libnuma_bitmask (hwloc_topology_t topology, hwloc_const_nodeset_t nodeset) [static, read]`

Convert hwloc NUMA node set `nodeset` into the returned libnuma bitmask. The returned bitmask should later be freed with `numa_bitmask_free`.

This function may be used before calling many `numa_` functions that use a struct bitmask as an input parameter.

**Returns:**

newly allocated struct bitmask.

## 22.33 Interoperability with glibc sched affinity

### Functions

- static int `hwloc_cpuset_to_glibc_sched_affinity` (`hwloc_topology_t` topology, `hwloc_const_cpuset_t` hwlocset, `cpu_set_t` \*schedset, `size_t` schedsetsz)
- static int `hwloc_cpuset_from_glibc_sched_affinity` (`hwloc_topology_t` topology, `hwloc_cpuset_t` hwlocset, `const cpu_set_t` \*schedset, `size_t` schedsetsz)

#### 22.33.1 Detailed Description

This interface offers ways to convert between hwloc cpusets and glibc cpusets such as those manipulated by `sched_getaffinity()` or `pthread_attr_setaffinity_np()`.

#### Note:

Topology `topology` must match the current machine.

#### 22.33.2 Function Documentation

**22.33.2.1** static int `hwloc_cpuset_from_glibc_sched_affinity` (`hwloc_topology_t` topology, `hwloc_cpuset_t` hwlocset, `const cpu_set_t` \* schedset, `size_t` schedsetsz) [`inline`, `static`]

Convert glibc sched affinity CPU set `schedset` into hwloc CPU set. This function may be used before calling `sched_setaffinity` or any other function that takes a `cpu_set_t` as input parameter.

`schedsetsz` should be `sizeof(cpu_set_t)` unless `schedset` was dynamically allocated with `CPU_ALLOC`

**22.33.2.2** static int `hwloc_cpuset_to_glibc_sched_affinity` (`hwloc_topology_t` topology, `hwloc_const_cpuset_t` hwlocset, `cpu_set_t` \* schedset, `size_t` schedsetsz) [`inline`, `static`]

Convert hwloc CPU set `toposet` into glibc sched affinity CPU set `schedset`. This function may be used before calling `sched_setaffinity` or any other function that takes a `cpu_set_t` as input parameter.

`schedsetsz` should be `sizeof(cpu_set_t)` unless `schedset` was dynamically allocated with `CPU_ALLOC`

## 22.34 Interoperability with OpenCL

### Functions

- static int `hwloc_opencil_get_device_pci_busid` (cl\_device\_id device, unsigned \*domain, unsigned \*bus, unsigned \*dev, unsigned \*func)
- static int `hwloc_opencil_get_device_cpuset` (hwloc\_topology\_t topology, cl\_device\_id device, hwloc\_cpuset\_t set)
- static hwloc\_obj\_t `hwloc_opencil_get_device_osdev_by_index` (hwloc\_topology\_t topology, unsigned platform\_index, unsigned device\_index)
- static hwloc\_obj\_t `hwloc_opencil_get_device_osdev` (hwloc\_topology\_t topology, cl\_device\_id device)

### 22.34.1 Detailed Description

This interface offers ways to retrieve topology information about OpenCL devices.

Only AMD and NVIDIA OpenCL implementations currently offer useful locality information about their devices.

### 22.34.2 Function Documentation

#### 22.34.2.1 static int `hwloc_opencil_get_device_cpuset` (hwloc\_topology\_t topology, cl\_device\_id device, hwloc\_cpuset\_t set) [`inline`, `static`]

Get the CPU set of logical processors that are physically close to OpenCL device `device`. Return the CPU set describing the locality of the OpenCL device `device`.

Topology `topology` and device `device` must match the local machine. I/O devices detection and the OpenCL component are not needed in the topology.

The function only returns the locality of the device. If more information about the device is needed, OS objects should be used instead, see `hwloc_opencil_get_device_osdev()` and `hwloc_opencil_get_device_osdev_by_index()`.

This function is currently only implemented in a meaningful way for Linux with the AMD or NVIDIA OpenCL implementation; other systems will simply get a full cpuset.

#### 22.34.2.2 static hwloc\_obj\_t `hwloc_opencil_get_device_osdev` (hwloc\_topology\_t topology, cl\_device\_id device) [`inline`, `static`]

Get the hwloc OS device object corresponding to OpenCL device `deviceX`. Use OpenCL device attributes to find the corresponding hwloc OS device object. Return NULL if there is none or if useful attributes are not available.

This function currently only works on AMD and NVIDIA OpenCL devices that support relevant OpenCL extensions. `hwloc_opencil_get_device_osdev_by_index()` should be preferred whenever possible, i.e. when platform and device index are known.

Topology `topology` and device `device` must match the local machine. I/O devices detection and the OpenCL component must be enabled in the topology. If not, the locality of the object may still be found using `hwloc_opencil_get_device_cpuset()`.

**Note:**

This function cannot work if PCI devices are filtered out.  
The corresponding hwloc PCI device may be found by looking at the result parent pointer (unless PCI devices are filtered out).

**22.34.2.3** `static hwloc_obj_t hwloc_opencl_get_device_osdev_by_index (hwloc_topology_t topology, unsigned platform_index, unsigned device_index) [inline, static]`

Get the hwloc OS device object corresponding to the OpenCL device for the given indexes. Return the OS device object describing the OpenCL device whose platform index is `platform_index`, and whose device index within this platform is `device_index`. Return NULL if there is none.

The topology `topology` does not necessarily have to match the current machine. For instance the topology may be an XML import of a remote host. I/O devices detection and the OpenCL component must be enabled in the topology.

**Note:**

The corresponding PCI device object can be obtained by looking at the OS device parent object (unless PCI devices are filtered out).

**22.34.2.4** `static int hwloc_opencl_get_device_pci_busid (cl_device_id device, unsigned * domain, unsigned * bus, unsigned * dev, unsigned * func) [inline, static]`

Return the domain, bus and device IDs of the OpenCL device `device`. Device `device` must match the local machine.

## 22.35 Interoperability with the CUDA Driver API

### Functions

- static int [hwloc\\_cuda\\_get\\_device\\_pci\\_ids](#) ([hwloc\\_topology\\_t](#) topology, CUdevice cudevice, int \*domain, int \*bus, int \*dev)
- static int [hwloc\\_cuda\\_get\\_device\\_cpuset](#) ([hwloc\\_topology\\_t](#) topology, CUdevice cudevice, [hwloc\\_cpuset\\_t](#) set)
- static [hwloc\\_obj\\_t](#) [hwloc\\_cuda\\_get\\_device\\_pcidev](#) ([hwloc\\_topology\\_t](#) topology, CUdevice cudevice)
- static [hwloc\\_obj\\_t](#) [hwloc\\_cuda\\_get\\_device\\_osdev](#) ([hwloc\\_topology\\_t](#) topology, CUdevice cudevice)
- static [hwloc\\_obj\\_t](#) [hwloc\\_cuda\\_get\\_device\\_osdev\\_by\\_index](#) ([hwloc\\_topology\\_t](#) topology, unsigned idx)

#### 22.35.1 Detailed Description

This interface offers ways to retrieve topology information about CUDA devices when using the CUDA Driver API.

#### 22.35.2 Function Documentation

##### 22.35.2.1 static int [hwloc\\_cuda\\_get\\_device\\_cpuset](#) ([hwloc\\_topology\\_t](#) topology, CUdevice cudevice, [hwloc\\_cpuset\\_t](#) set) [inline, static]

Get the CPU set of logical processors that are physically close to device `cudevice`. Return the CPU set describing the locality of the CUDA device `cudevice`.

Topology `topology` and device `cudevice` must match the local machine. I/O devices detection and the CUDA component are not needed in the topology.

The function only returns the locality of the device. If more information about the device is needed, OS objects should be used instead, see [hwloc\\_cuda\\_get\\_device\\_osdev\(\)](#) and [hwloc\\_cuda\\_get\\_device\\_osdev\\_by\\_index\(\)](#).

This function is currently only implemented in a meaningful way for Linux; other systems will simply get a full cpuset.

##### 22.35.2.2 static [hwloc\\_obj\\_t](#) [hwloc\\_cuda\\_get\\_device\\_osdev](#) ([hwloc\\_topology\\_t](#) topology, CUdevice cudevice) [inline, static]

Get the hwloc OS device object corresponding to CUDA device `cudevice`. Return the hwloc OS device object that describes the given CUDA device `cudevice`. Return NULL if there is none.

Topology `topology` and device `cudevice` must match the local machine. I/O devices detection and the CUDA component must be enabled in the topology. If not, the locality of the object may still be found using [hwloc\\_cuda\\_get\\_device\\_cpuset\(\)](#).

#### Note:

This function cannot work if PCI devices are filtered out.

The corresponding hwloc PCI device may be found by looking at the result parent pointer (unless PCI devices are filtered out).

**22.35.2.3** `static hwloc_obj_t hwloc_cuda_get_device_osdev_by_index (hwloc_topology_t topology, unsigned idx) [inline, static]`

Get the hwloc OS device object corresponding to the CUDA device whose index is `idx`. Return the OS device object describing the CUDA device whose index is `idx`. Return NULL if there is none.

The topology `topology` does not necessarily have to match the current machine. For instance the topology may be an XML import of a remote host. I/O devices detection and the CUDA component must be enabled in the topology.

**Note:**

The corresponding PCI device object can be obtained by looking at the OS device parent object (unless PCI devices are filtered out).

This function is identical to [hwloc\\_cudart\\_get\\_device\\_osdev\\_by\\_index\(\)](#).

**22.35.2.4** `static int hwloc_cuda_get_device_pci_ids (hwloc_topology_t topology, CUdevice cudevice, int *domain, int *bus, int *dev) [inline, static]`

Return the domain, bus and device IDs of the CUDA device `cudevice`. Device `cudevice` must match the local machine.

**22.35.2.5** `static hwloc_obj_t hwloc_cuda_get_device_pcidev (hwloc_topology_t topology, CUdevice cudevice) [inline, static]`

Get the hwloc PCI device object corresponding to the CUDA device `cudevice`. Return the PCI device object describing the CUDA device `cudevice`. Return NULL if there is none.

Topology `topology` and device `cudevice` must match the local machine. I/O devices detection must be enabled in topology `topology`. The CUDA component is not needed in the topology.

## 22.36 Interoperability with the CUDA Runtime API

### Functions

- static int [hwloc\\_cudart\\_get\\_device\\_pci\\_ids](#) ([hwloc\\_topology\\_t](#) topology, int idx, int \*domain, int \*bus, int \*dev)
- static int [hwloc\\_cudart\\_get\\_device\\_cpuset](#) ([hwloc\\_topology\\_t](#) topology, int idx, [hwloc\\_cpuset\\_t](#) set)
- static [hwloc\\_obj\\_t](#) [hwloc\\_cudart\\_get\\_device\\_pcidev](#) ([hwloc\\_topology\\_t](#) topology, int idx)
- static [hwloc\\_obj\\_t](#) [hwloc\\_cudart\\_get\\_device\\_osdev\\_by\\_index](#) ([hwloc\\_topology\\_t](#) topology, unsigned idx)

### 22.36.1 Detailed Description

This interface offers ways to retrieve topology information about CUDA devices when using the CUDA Runtime API.

### 22.36.2 Function Documentation

#### 22.36.2.1 static int [hwloc\\_cudart\\_get\\_device\\_cpuset](#) ([hwloc\\_topology\\_t](#) topology, int idx, [hwloc\\_cpuset\\_t](#) set) [inline, static]

Get the CPU set of logical processors that are physically close to device `idx`. Return the CPU set describing the locality of the CUDA device whose index is `idx`.

Topology `topology` and device `idx` must match the local machine. I/O devices detection and the CUDA component are not needed in the topology.

The function only returns the locality of the device. If more information about the device is needed, OS objects should be used instead, see [hwloc\\_cudart\\_get\\_device\\_osdev\\_by\\_index\(\)](#).

This function is currently only implemented in a meaningful way for Linux; other systems will simply get a full cpuset.

#### 22.36.2.2 static [hwloc\\_obj\\_t](#) [hwloc\\_cudart\\_get\\_device\\_osdev\\_by\\_index](#) ([hwloc\\_topology\\_t](#) topology, unsigned idx) [inline, static]

Get the hwloc OS device object corresponding to the CUDA device whose index is `idx`. Return the OS device object describing the CUDA device whose index is `idx`. Return NULL if there is none.

The topology `topology` does not necessarily have to match the current machine. For instance the topology may be an XML import of a remote host. I/O devices detection and the CUDA component must be enabled in the topology. If not, the locality of the object may still be found using [hwloc\\_cudart\\_get\\_device\\_cpuset\(\)](#).

#### Note:

The corresponding PCI device object can be obtained by looking at the OS device parent object (unless PCI devices are filtered out).

This function is identical to [hwloc\\_cuda\\_get\\_device\\_osdev\\_by\\_index\(\)](#).

**22.36.2.3** `static int hwloc_cudart_get_device_pci_ids (hwloc_topology_t topology, int idx, int * domain, int * bus, int * dev) [inline, static]`

Return the domain, bus and device IDs of the CUDA device whose index is `idx`. Device index `idx` must match the local machine.

**22.36.2.4** `static hwloc_obj_t hwloc_cudart_get_device_pcidev (hwloc_topology_t topology, int idx) [inline, static]`

Get the hwloc PCI device object corresponding to the CUDA device whose index is `idx`. Return the PCI device object describing the CUDA device whose index is `idx`. Return NULL if there is none.

Topology `topology` and device `idx` must match the local machine. I/O devices detection must be enabled in topology `topology`. The CUDA component is not needed in the topology.



## 22.37 Interoperability with the NVIDIA Management Library

### Functions

- static int `hwloc_nvml_get_device_cpuset` (`hwloc_topology_t` topology, `nvmlDevice_t` device, `hwloc_cpuset_t` set)
- static `hwloc_obj_t` `hwloc_nvml_get_device_osdev_by_index` (`hwloc_topology_t` topology, unsigned idx)
- static `hwloc_obj_t` `hwloc_nvml_get_device_osdev` (`hwloc_topology_t` topology, `nvmlDevice_t` device)

### 22.37.1 Detailed Description

This interface offers ways to retrieve topology information about devices managed by the NVIDIA Management Library (NVML).

### 22.37.2 Function Documentation

#### 22.37.2.1 static int `hwloc_nvml_get_device_cpuset` (`hwloc_topology_t` topology, `nvmlDevice_t` device, `hwloc_cpuset_t` set) [`inline`, `static`]

Get the CPU set of logical processors that are physically close to NVML device `device`. Return the CPU set describing the locality of the NVML device `device`.

Topology `topology` and device `device` must match the local machine. I/O devices detection and the NVML component are not needed in the topology.

The function only returns the locality of the device. If more information about the device is needed, OS objects should be used instead, see `hwloc_nvml_get_device_osdev()` and `hwloc_nvml_get_device_osdev_by_index()`.

This function is currently only implemented in a meaningful way for Linux; other systems will simply get a full cpuset.

#### 22.37.2.2 static `hwloc_obj_t` `hwloc_nvml_get_device_osdev` (`hwloc_topology_t` topology, `nvmlDevice_t` device) [`inline`, `static`]

Get the hwloc OS device object corresponding to NVML device `device`. Return the hwloc OS device object that describes the given NVML device `device`. Return NULL if there is none.

Topology `topology` and device `device` must match the local machine. I/O devices detection and the NVML component must be enabled in the topology. If not, the locality of the object may still be found using `hwloc_nvml_get_device_cpuset()`.

#### Note:

The corresponding hwloc PCI device may be found by looking at the result parent pointer (unless PCI devices are filtered out).

**22.37.2.3** `static hwloc_obj_t hwloc_nvml_get_device_osdev_by_index (hwloc_topology_t topology, unsigned idx) [inline, static]`

Get the hwloc OS device object corresponding to the NVML device whose index is `idx`. Return the OS device object describing the NVML device whose index is `idx`. Returns NULL if there is none.

The topology `topology` does not necessarily have to match the current machine. For instance the topology may be an XML import of a remote host. I/O devices detection and the NVML component must be enabled in the topology.

**Note:**

The corresponding PCI device object can be obtained by looking at the OS device parent object (unless PCI devices are filtered out).

## 22.38 Interoperability with OpenGL displays

### Functions

- static `hwloc_obj_t hwloc_gl_get_display_osdev_by_port_device` (`hwloc_topology_t topology`, unsigned `port`, unsigned `device`)
- static `hwloc_obj_t hwloc_gl_get_display_osdev_by_name` (`hwloc_topology_t topology`, const char `*name`)
- static `int hwloc_gl_get_display_by_osdev` (`hwloc_topology_t topology`, `hwloc_obj_t osdev`, unsigned `*port`, unsigned `*device`)

### 22.38.1 Detailed Description

This interface offers ways to retrieve topology information about OpenGL displays.

Only the NVIDIA display locality information is currently available, using the NV-CONTROL X11 extension and the NVCtrl library.

### 22.38.2 Function Documentation

#### 22.38.2.1 `static int hwloc_gl_get_display_by_osdev` (`hwloc_topology_t topology`, `hwloc_obj_t osdev`, unsigned `*port`, unsigned `*device`) [`inline`, `static`]

Get the OpenGL display port and device corresponding to the given hwloc OS object. Return the OpenGL display port (server) in `port` and device (screen) in `screen` that correspond to the given hwloc OS device object. Return `-1` if there is none.

The topology `topology` does not necessarily have to match the current machine. For instance the topology may be an XML import of a remote host. I/O devices detection and the GL component must be enabled in the topology.

#### 22.38.2.2 `static hwloc_obj_t hwloc_gl_get_display_osdev_by_name` (`hwloc_topology_t topology`, const char `*name`) [`inline`, `static`]

Get the hwloc OS device object corresponding to the OpenGL display given by name. Return the OS device object describing the OpenGL display whose name is `name`, built as `":port.device"` such as `":0.0"`. Return `NULL` if there is none.

The topology `topology` does not necessarily have to match the current machine. For instance the topology may be an XML import of a remote host. I/O devices detection and the GL component must be enabled in the topology.

#### Note:

The corresponding PCI device object can be obtained by looking at the OS device parent object (unless PCI devices are filtered out).

#### 22.38.2.3 `static hwloc_obj_t hwloc_gl_get_display_osdev_by_port_device` (`hwloc_topology_t topology`, unsigned `port`, unsigned `device`) [`inline`, `static`]

Get the hwloc OS device object corresponding to the OpenGL display given by port and device index. Return the OS device object describing the OpenGL display whose port (server) is `port` and device (screen)

is `device`. Return `NULL` if there is none.

The topology `topology` does not necessarily have to match the current machine. For instance the topology may be an XML import of a remote host. I/O devices detection and the GL component must be enabled in the topology.

**Note:**

The corresponding PCI device object can be obtained by looking at the OS device parent object (unless PCI devices are filtered out).

## 22.39 Interoperability with Intel Xeon Phi (MIC)

### Functions

- static int [hwloc\\_intel\\_mic\\_get\\_device\\_cpuset](#) ([hwloc\\_topology\\_t](#) topology, int *idx*, [hwloc\\_cpuset\\_t](#) set)
- static [hwloc\\_obj\\_t](#) [hwloc\\_intel\\_mic\\_get\\_device\\_osdev\\_by\\_index](#) ([hwloc\\_topology\\_t](#) topology, unsigned *idx*)

### 22.39.1 Detailed Description

This interface offers ways to retrieve topology information about Intel Xeon Phi (MIC) devices.

### 22.39.2 Function Documentation

#### 22.39.2.1 static int [hwloc\\_intel\\_mic\\_get\\_device\\_cpuset](#) ([hwloc\\_topology\\_t](#) topology, int *idx*, [hwloc\\_cpuset\\_t](#) set) [**inline**, **static**]

Get the CPU set of logical processors that are physically close to MIC device whose index is *idx*. Return the CPU set describing the locality of the MIC device whose index is *idx*.

Topology *topology* and device index *idx* must match the local machine. I/O devices detection is not needed in the topology.

The function only returns the locality of the device. If more information about the device is needed, OS objects should be used instead, see [hwloc\\_intel\\_mic\\_get\\_device\\_osdev\\_by\\_index\(\)](#).

This function is currently only implemented in a meaningful way for Linux; other systems will simply get a full cpuset.

#### 22.39.2.2 static [hwloc\\_obj\\_t](#) [hwloc\\_intel\\_mic\\_get\\_device\\_osdev\\_by\\_index](#) ([hwloc\\_topology\\_t](#) topology, unsigned *idx*) [**inline**, **static**]

Get the hwloc OS device object corresponding to the MIC device for the given index. Return the OS device object describing the MIC device whose index is *idx*. Return NULL if there is none.

The topology *topology* does not necessarily have to match the current machine. For instance the topology may be an XML import of a remote host. I/O devices detection must be enabled in the topology.

#### Note:

The corresponding PCI device object can be obtained by looking at the OS device parent object.

## 22.40 Interoperability with OpenFabrics

### Functions

- static int [hwloc\\_ibv\\_get\\_device\\_cpuset](#) ([hwloc\\_topology\\_t](#) topology, struct [ibv\\_device](#) \*ibdev, [hwloc\\_cpuset\\_t](#) set)
- static [hwloc\\_obj\\_t](#) [hwloc\\_ibv\\_get\\_device\\_osdev\\_by\\_name](#) ([hwloc\\_topology\\_t](#) topology, const char \*ibname)
- static [hwloc\\_obj\\_t](#) [hwloc\\_ibv\\_get\\_device\\_osdev](#) ([hwloc\\_topology\\_t](#) topology, struct [ibv\\_device](#) \*ibdev)

### 22.40.1 Detailed Description

This interface offers ways to retrieve topology information about OpenFabrics devices (InfiniBand, Omni-Path, usNIC, etc).

### 22.40.2 Function Documentation

#### 22.40.2.1 static int [hwloc\\_ibv\\_get\\_device\\_cpuset](#) ([hwloc\\_topology\\_t](#) topology, struct [ibv\\_device](#) \*ibdev, [hwloc\\_cpuset\\_t](#) set) [[inline](#), [static](#)]

Get the CPU set of logical processors that are physically close to device `ibdev`. Return the CPU set describing the locality of the OpenFabrics device `ibdev` (InfiniBand, etc).

Topology `topology` and device `ibdev` must match the local machine. I/O devices detection is not needed in the topology.

The function only returns the locality of the device. If more information about the device is needed, OS objects should be used instead, see [hwloc\\_ibv\\_get\\_device\\_osdev\(\)](#) and [hwloc\\_ibv\\_get\\_device\\_osdev\\_by\\_name\(\)](#).

This function is currently only implemented in a meaningful way for Linux; other systems will simply get a full cpuset.

#### 22.40.2.2 static [hwloc\\_obj\\_t](#) [hwloc\\_ibv\\_get\\_device\\_osdev](#) ([hwloc\\_topology\\_t](#) topology, struct [ibv\\_device](#) \*ibdev) [[inline](#), [static](#)]

Get the hwloc OS device object corresponding to the OpenFabrics device `ibdev`. Return the OS device object describing the OpenFabrics device `ibdev` (InfiniBand, etc). Returns NULL if there is none.

Topology `topology` and device `ibdev` must match the local machine. I/O devices detection must be enabled in the topology. If not, the locality of the object may still be found using [hwloc\\_ibv\\_get\\_device\\_cpuset\(\)](#).

#### Note:

The corresponding PCI device object can be obtained by looking at the OS device parent object.

#### 22.40.2.3 static [hwloc\\_obj\\_t](#) [hwloc\\_ibv\\_get\\_device\\_osdev\\_by\\_name](#) ([hwloc\\_topology\\_t](#) topology, const char \*ibname) [[inline](#), [static](#)]

Get the hwloc OS device object corresponding to the OpenFabrics device named `ibname`. Return the OS device object describing the OpenFabrics device (InfiniBand, Omni-Path, usNIC, etc) whose name is

`ibname` (`mlx5_0`, `hfi1_0`, `usnic_0`, `qib0`, etc). Returns NULL if there is none. The name `ibname` is usually obtained from `ibv_get_device_name()`.

The topology `topology` does not necessarily have to match the current machine. For instance the topology may be an XML import of a remote host. I/O devices detection must be enabled in the topology.

**Note:**

The corresponding PCI device object can be obtained by looking at the OS device parent object.

## 22.41 Topology differences

### Data Structures

- union `hwloc_topology_diff_obj_attr_u`  
*One object attribute difference.*
- union `hwloc_topology_diff_u`  
*One element of a difference list between two topologies.*

### Typedefs

- typedef enum `hwloc_topology_diff_obj_attr_type_e` `hwloc_topology_diff_obj_attr_type_t`
- typedef enum `hwloc_topology_diff_type_e` `hwloc_topology_diff_type_t`
- typedef union `hwloc_topology_diff_u` \* `hwloc_topology_diff_t`

### Enumerations

- enum `hwloc_topology_diff_obj_attr_type_e` { `HWLOC_TOPOLOGY_DIFF_OBJ_ATTR_SIZE`, `HWLOC_TOPOLOGY_DIFF_OBJ_ATTR_NAME`, `HWLOC_TOPOLOGY_DIFF_OBJ_ATTR_INFO` }
- enum `hwloc_topology_diff_type_e` { `HWLOC_TOPOLOGY_DIFF_OBJ_ATTR`, `HWLOC_TOPOLOGY_DIFF_TOO_COMPLEX` }
- enum `hwloc_topology_diff_apply_flags_e` { `HWLOC_TOPOLOGY_DIFF_APPLY_REVERSE` }

### Functions

- int `hwloc_topology_diff_build` (`hwloc_topology_t` topology, `hwloc_topology_t` newtopology, unsigned long flags, `hwloc_topology_diff_t` \*diff)
- int `hwloc_topology_diff_apply` (`hwloc_topology_t` topology, `hwloc_topology_diff_t` diff, unsigned long flags)
- int `hwloc_topology_diff_destroy` (`hwloc_topology_diff_t` diff)
- int `hwloc_topology_diff_load_xml` (const char \*xmlpath, `hwloc_topology_diff_t` \*diff, char \*\*refname)
- int `hwloc_topology_diff_export_xml` (`hwloc_topology_diff_t` diff, const char \*refname, const char \*xmlpath)
- int `hwloc_topology_diff_load_xmlbuffer` (const char \*xmlbuffer, int buflen, `hwloc_topology_diff_t` \*diff, char \*\*refname)
- int `hwloc_topology_diff_export_xmlbuffer` (`hwloc_topology_diff_t` diff, const char \*refname, char \*\*xmlbuffer, int \*buflen)

#### 22.41.1 Detailed Description

Applications that manipulate many similar topologies, for instance one for each node of a homogeneous cluster, may want to compress topologies to reduce the memory footprint.



This file offers a way to manipulate the difference between topologies and export/import it to/from XML. Compression may therefore be achieved by storing one topology entirely while the others are only described by their differences with the former. The actual topology can be reconstructed when actually needed by applying the precomputed difference to the reference topology.

This interface targets very similar nodes. Only very simple differences between topologies are actually supported, for instance a change in the memory size, the name of the object, or some info attribute. More complex differences such as adding or removing objects cannot be represented in the difference structures and therefore return errors. Differences between object sets or topology-wide allowed sets, cannot be represented either.

It means that there is no need to apply the difference when looking at the tree organization (how many levels, how many objects per level, what kind of objects, CPU and node sets, etc) and when binding to objects. However the difference must be applied when looking at object attributes such as the name, the memory size or info attributes.

## 22.41.2 Typedef Documentation

### 22.41.2.1 typedef enum hwloc\_topology\_diff\_obj\_attr\_type\_e hwloc\_topology\_diff\_obj\_attr\_type\_t

Type of one object attribute difference.

### 22.41.2.2 typedef union hwloc\_topology\_diff\_u \* hwloc\_topology\_diff\_t

One element of a difference list between two topologies.

### 22.41.2.3 typedef enum hwloc\_topology\_diff\_type\_e hwloc\_topology\_diff\_type\_t

Type of one element of a difference list.

## 22.41.3 Enumeration Type Documentation

### 22.41.3.1 enum hwloc\_topology\_diff\_apply\_flags\_e

Flags to be given to [hwloc\\_topology\\_diff\\_apply\(\)](#).

**Enumerator:**

*HWLOC\_TOPOLOGY\_DIFF\_APPLY\_REVERSE* Apply topology diff in reverse direction.

### 22.41.3.2 enum hwloc\_topology\_diff\_obj\_attr\_type\_e

Type of one object attribute difference.

**Enumerator:**

*HWLOC\_TOPOLOGY\_DIFF\_OBJ\_ATTR\_SIZE* The object local memory is modified. The union is a [hwloc\\_topology\\_diff\\_obj\\_attr\\_u::hwloc\\_topology\\_diff\\_obj\\_attr\\_uint64\\_s](#) (and the index field is ignored).

**HWLOC\_TOPOLOGY\_DIFF\_OBJ\_ATTR\_NAME** The object name is modified. The union is a [hwloc\\_topology\\_diff\\_obj\\_attr\\_u::hwloc\\_topology\\_diff\\_obj\\_attr\\_string\\_s](#) (and the name field is ignored).

**HWLOC\_TOPOLOGY\_DIFF\_OBJ\_ATTR\_INFO** the value of an info attribute is modified. The union is a [hwloc\\_topology\\_diff\\_obj\\_attr\\_u::hwloc\\_topology\\_diff\\_obj\\_attr\\_string\\_s](#).

### 22.41.3.3 enum hwloc\_topology\_diff\_type\_e

Type of one element of a difference list.

#### Enumerator:

**HWLOC\_TOPOLOGY\_DIFF\_OBJ\_ATTR** An object attribute was changed. The union is a [hwloc\\_topology\\_diff\\_obj\\_attr\\_u::hwloc\\_topology\\_diff\\_obj\\_attr\\_s](#).

**HWLOC\_TOPOLOGY\_DIFF\_TOO\_COMPLEX** The difference is too complex, it cannot be represented. The difference below this object has not been checked. [hwloc\\_topology\\_diff\\_build\(\)](#) will return 1. The union is a [hwloc\\_topology\\_diff\\_obj\\_attr\\_u::hwloc\\_topology\\_diff\\_too\\_complex\\_s](#).

## 22.41.4 Function Documentation

### 22.41.4.1 int hwloc\_topology\_diff\_apply (hwloc\_topology\_t topology, hwloc\_topology\_diff\_t diff, unsigned long flags)

Apply a topology diff to an existing topology. `flags` is an OR'ed set of [hwloc\\_topology\\_diff\\_apply\\_flags\\_e](#).

The new topology is modified in place. [hwloc\\_topology\\_dup\(\)](#) may be used to duplicate it before patching. If the difference cannot be applied entirely, all previous applied elements are unapplied before returning.

#### Returns:

- 0 on success.
- N if applying the difference failed while trying to apply the N-th part of the difference. For instance -1 is returned if the very first difference element could not be applied.

### 22.41.4.2 int hwloc\_topology\_diff\_build (hwloc\_topology\_t topology, hwloc\_topology\_t newtopology, unsigned long flags, hwloc\_topology\_diff\_t \* diff)

Compute the difference between 2 topologies. The difference is stored as a list of [hwloc\\_topology\\_diff\\_t](#) entries starting at `diff`. It is computed by doing a depth-first traversal of both topology trees simultaneously.

If the difference between 2 objects is too complex to be represented (for instance if some objects have different types, or different numbers of children), a special diff entry of type [HWLOC\\_TOPOLOGY\\_DIFF\\_TOO\\_COMPLEX](#) is queued. The computation of the diff does not continue below these objects. So each such diff entry means that the difference between two subtrees could not be computed.

#### Returns:

- 0 if the difference can be represented properly.
- 0 with `diff` pointing to NULL if there is no difference between the topologies.

1 if the difference is too complex (see above). Some entries in the list will be of type `HWLOC_TOPOLOGY_DIFF_TOO_COMPLEX`.  
-1 on any other error.

**Note:**

`flags` is currently not used. It should be 0.

The output diff has to be freed with `hwloc_topology_diff_destroy()`.

The output diff can only be exported to XML or passed to `hwloc_topology_diff_apply()` if 0 was returned, i.e. if no entry of type `HWLOC_TOPOLOGY_DIFF_TOO_COMPLEX` is listed.

The output diff may be modified by removing some entries from the list. The removed entries should be freed by passing them to `hwloc_topology_diff_destroy()` (possible as another list).

**22.41.4.3 `int hwloc_topology_diff_destroy(hwloc_topology_diff_t diff)`**

Destroy a list of topology differences.

**22.41.4.4 `int hwloc_topology_diff_export_xml(hwloc_topology_diff_t diff, const char *refname, const char *xmlpath)`**

Export a list of topology differences to a XML file. If not `NULL`, `refname` defines an identifier string for the reference topology which was used as a base when computing this difference. This identifier is usually the name of the other XML file that contains the reference topology. This attribute is given back when reading the diff from XML.

**22.41.4.5 `int hwloc_topology_diff_export_xmlbuffer(hwloc_topology_diff_t diff, const char *refname, char **xmlbuffer, int *buflen)`**

Export a list of topology differences to a XML buffer. If not `NULL`, `refname` defines an identifier string for the reference topology which was used as a base when computing this difference. This identifier is usually the name of the other XML file that contains the reference topology. This attribute is given back when reading the diff from XML.

The returned buffer ends with a `\0` that is included in the returned length.

**Note:**

The XML buffer should later be freed with `hwloc_free_xmlbuffer()`.

**22.41.4.6 `int hwloc_topology_diff_load_xml(const char *xmlpath, hwloc_topology_diff_t *diff, char **refname)`**

Load a list of topology differences from a XML file. If not `NULL`, `refname` will be filled with the identifier string of the reference topology for the difference file, if any was specified in the XML file. This identifier is usually the name of the other XML file that contains the reference topology.

**Note:**

the pointer returned in `refname` should later be freed by the caller.

**22.41.4.7** `int hwloc_topology_diff_load_xmlbuffer (const char * xmlbuffer, int buflen,  
hwloc_topology_diff_t * diff, char ** refname)`

Load a list of topology differences from a XML buffer. If not `NULL`, `refname` will be filled with the identifier string of the reference topology for the difference file, if any was specified in the XML file. This identifier is usually the name of the other XML file that contains the reference topology.

**Note:**

the pointer returned in `refname` should later be freed by the caller.

## 22.42 Sharing topologies between processes

### Functions

- `int hwloc_shmem_topology_get_length` (`hwloc_topology_t` topology, `size_t *lengthp`, unsigned long flags)
- `int hwloc_shmem_topology_write` (`hwloc_topology_t` topology, `int fd`, `hwloc_uint64_t fileoffset`, `void *mmap_address`, `size_t length`, unsigned long flags)
- `int hwloc_shmem_topology_adopt` (`hwloc_topology_t *topologyp`, `int fd`, `hwloc_uint64_t fileoffset`, `void *mmap_address`, `size_t length`, unsigned long flags)

### 22.42.1 Detailed Description

These functions are used to share a topology between processes by duplicating it into a file-backed shared-memory buffer.

The master process must first get the required shared-memory size for storing this topology with `hwloc_shmem_topology_get_length()`.

Then it must find a virtual memory area of that size that is available in all processes (identical virtual addresses in all processes). On Linux, this can be done by comparing holes found in `/proc/<pid>/maps` for each process.

Once found, it must open a destination file for storing the buffer, and pass it to `hwloc_shmem_topology_write()` together with virtual memory address and length obtained above.

Other processes may then adopt this shared topology by opening the same file and passing it to `hwloc_shmem_topology_adopt()` with the exact same virtual memory address and length.

### 22.42.2 Function Documentation

#### 22.42.2.1 `int hwloc_shmem_topology_adopt` (`hwloc_topology_t *topologyp`, `int fd`, `hwloc_uint64_t fileoffset`, `void *mmap_address`, `size_t length`, unsigned long flags)

Adopt a shared memory topology stored in a file. Map a file in virtual memory and adopt the topology that was previously stored there with `hwloc_shmem_topology_write()`.

The returned adopted topology in `topologyp` can be used just like any topology. And it must be destroyed with `hwloc_topology_destroy()` as usual.

However the topology is read-only. For instance, it cannot be modified with `hwloc_topology_restrict()` and object userdata pointers cannot be changed.

The segment of the file pointed by descriptor `fd`, starting at offset `fileoffset`, and of length `length` (in bytes), will be mapped at virtual address `mmap_address`.

The file pointed by descriptor `fd`, the offset `fileoffset`, the requested mapping virtual address `mmap_address` and the length `length` must be identical to what was given to `hwloc_shmem_topology_write()` earlier.

#### Note:

Flags `flags` are currently unused, must be 0.

The object userdata pointer should not be used unless the process that created the shared topology also placed userdata-pointed buffers in shared memory.

This function takes care of calling `hwloc_topology_abi_check()`.

**Returns:**

- 1 with `errno` set to `EBUSY` if the virtual memory mapping defined by `mmap_address` and `length` isn't available in the process.
- 1 with `errno` set to `EINVAL` if `fileoffset`, `mmap_address` or `length` aren't page-aligned, or do not match what was given to `hwloc_shmem_topology_write()` earlier.
- 1 with `errno` set to `EINVAL` if the layout of the topology structure is different between the writer process and the adopter process.

**22.42.2.2 int hwloc\_shmem\_topology\_get\_length (hwloc\_topology\_t topology, size\_t \* lengthp, unsigned long flags)**

Get the required shared memory length for storing a topology. This length (in bytes) must be used in `hwloc_shmem_topology_write()` and `hwloc_shmem_topology_adopt()` later.

**Note:**

Flags `flags` are currently unused, must be 0.

**22.42.2.3 int hwloc\_shmem\_topology\_write (hwloc\_topology\_t topology, int fd, hwloc\_uint64\_t fileoffset, void \* mmap\_address, size\_t length, unsigned long flags)**

Duplicate a topology to a shared memory file. Temporarily map a file in virtual memory and duplicate the topology `topology` by allocating duplicates in there.

The segment of the file pointed by descriptor `fd`, starting at offset `fileoffset`, and of length `length` (in bytes), will be temporarily mapped at virtual address `mmap_address` during the duplication.

The mapping length `length` must have been previously obtained with `hwloc_shmem_topology_get_length()` and the topology must not have been modified in the meantime.

**Note:**

Flags `flags` are currently unused, must be 0.

The object `userdata` pointer is duplicated but the pointed buffer is not. However the caller may also allocate it manually in shared memory to share it as well.

**Returns:**

- 1 with `errno` set to `EBUSY` if the virtual memory mapping defined by `mmap_address` and `length` isn't available in the process.
- 1 with `errno` set to `EINVAL` if `fileoffset`, `mmap_address` or `length` aren't page-aligned.

## 22.43 Components and Plugins: Discovery components

### Data Structures

- struct [hwloc\\_disc\\_component](#)  
*Discovery component structure.*

## 22.44 Components and Plugins: Discovery backends

### Data Structures

- struct `hwloc_disc_status`  
*Discovery status structure.*
- struct `hwloc_backend`  
*Discovery backend structure.*

### Typedefs

- typedef enum `hwloc_disc_phase_e` `hwloc_disc_phase_t`

### Enumerations

- enum `hwloc_disc_phase_e` {  
`HWLOC_DISC_PHASE_GLOBAL`, `HWLOC_DISC_PHASE_CPU`, `HWLOC_DISC_PHASE_MEMORY`, `HWLOC_DISC_PHASE_PCI`,  
`HWLOC_DISC_PHASE_IO`, `HWLOC_DISC_PHASE_MISC`, `HWLOC_DISC_PHASE_ANNOTATE`, `HWLOC_DISC_PHASE_TWEAK` }
- enum `hwloc_disc_status_flag_e` { `HWLOC_DISC_STATUS_FLAG_GOT_ALLOWED_RESOURCES` }

### Functions

- struct `hwloc_backend` \* `hwloc_backend_alloc` (struct `hwloc_topology` \*`topology`, struct `hwloc_disc_component` \*`component`)
- int `hwloc_backend_enable` (struct `hwloc_backend` \*`backend`)

#### 22.44.1 Typedef Documentation

##### 22.44.1.1 typedef enum `hwloc_disc_phase_e` `hwloc_disc_phase_t`

Discovery phase.

#### 22.44.2 Enumeration Type Documentation

##### 22.44.2.1 enum `hwloc_disc_phase_e`

Discovery phase.

#### Enumerator:

**`HWLOC_DISC_PHASE_GLOBAL`** xml or synthetic, platform-specific components such as bgq. Discovers everything including CPU, memory, I/O and everything else. A component with a Global phase usually excludes all other phases.



*HWLOC\_DISC\_PHASE\_CPU* CPU discovery.

*HWLOC\_DISC\_PHASE\_MEMORY* Attach memory to existing CPU objects.

*HWLOC\_DISC\_PHASE\_PCI* Attach PCI devices and bridges to existing CPU objects.

*HWLOC\_DISC\_PHASE\_IO* I/O discovery that requires PCI devices (OS devices such as OpenCL, CUDA, etc.).

*HWLOC\_DISC\_PHASE\_MISC* Misc objects that gets added below anything else.

*HWLOC\_DISC\_PHASE\_ANNOTATE* Annotating existing objects, adding distances, etc.

*HWLOC\_DISC\_PHASE\_TWEAK* Final tweaks to a ready-to-use topology. This phase runs once the topology is loaded, before it is returned to the topology. Hence it may only use the main hwloc API for modifying the topology, for instance by restricting it, adding info attributes, etc.

#### 22.44.2.2 enum hwloc\_disc\_status\_flag\_e

Discovery status flags.

##### Enumerator:

*HWLOC\_DISC\_STATUS\_FLAG\_GOT\_ALLOWED\_RESOURCES* The sets of allowed resources were already retrieved.

### 22.44.3 Function Documentation

#### 22.44.3.1 struct hwloc\_backend\* hwloc\_backend\_alloc (struct hwloc\_topology \* *topology*, struct hwloc\_disc\_component \* *component*) [read]

Allocate a backend structure, set good default values, initialize backend->component and topology, etc. The caller will then modify whatever needed, and call [hwloc\\_backend\\_enable\(\)](#).

#### 22.44.3.2 int hwloc\_backend\_enable (struct hwloc\_backend \* *backend*)

Enable a previously allocated and setup backend.

## 22.45 Components and Plugins: Generic components

### Data Structures

- struct [hwloc\\_component](#)  
*Generic component structure.*

### Typedefs

- typedef enum [hwloc\\_component\\_type\\_e](#) [hwloc\\_component\\_type\\_t](#)

### Enumerations

- enum [hwloc\\_component\\_type\\_e](#) { [HWLOC\\_COMPONENT\\_TYPE\\_DISC](#), [HWLOC\\_COMPONENT\\_TYPE\\_XML](#) }

#### 22.45.1 Typedef Documentation

##### 22.45.1.1 typedef enum [hwloc\\_component\\_type\\_e](#) [hwloc\\_component\\_type\\_t](#)

Generic component type.

#### 22.45.2 Enumeration Type Documentation

##### 22.45.2.1 enum [hwloc\\_component\\_type\\_e](#)

Generic component type.

##### Enumerator:

***HWLOC\_COMPONENT\_TYPE\_DISC*** The data field must point to a struct [hwloc\\_disc\\_component](#).

***HWLOC\_COMPONENT\_TYPE\_XML*** The data field must point to a struct [hwloc\\_xml\\_component](#).

## 22.46 Components and Plugins: Core functions to be used by components

### Typedefs

- typedef void(\* [hwloc\\_report\\_error\\_t](#))(const char \*msg, int line)

### Functions

- struct [hwloc\\_obj](#) \* [hwloc\\_insert\\_object\\_by\\_cpuset](#) (struct [hwloc\\_topology](#) \*topology, [hwloc\\_obj\\_t](#) obj)
- void [hwloc\\_report\\_os\\_error](#) (const char \*msg, int line)
- int [hwloc\\_hide\\_errors](#) (void)
- struct [hwloc\\_obj](#) \* [hwloc\\_\\_insert\\_object\\_by\\_cpuset](#) (struct [hwloc\\_topology](#) \*topology, [hwloc\\_obj\\_t](#) root, [hwloc\\_obj\\_t](#) obj, [hwloc\\_report\\_error\\_t](#) report\_error)
- void [hwloc\\_insert\\_object\\_by\\_parent](#) (struct [hwloc\\_topology](#) \*topology, [hwloc\\_obj\\_t](#) parent, [hwloc\\_obj\\_t](#) obj)
- [hwloc\\_obj\\_t](#) [hwloc\\_alloc\\_setup\\_object](#) ([hwloc\\_topology\\_t](#) topology, [hwloc\\_obj\\_type\\_t](#) type, unsigned *os\_index*)
- int [hwloc\\_obj\\_add\\_children\\_sets](#) ([hwloc\\_obj\\_t](#) obj)
- int [hwloc\\_topology\\_reconnect](#) ([hwloc\\_topology\\_t](#) topology, unsigned long flags)
- static int [hwloc\\_plugin\\_check\\_namespace](#) (const char \*pluginname, const char \*symbol)

### 22.46.1 Typedef Documentation

#### 22.46.1.1 typedef void(\* [hwloc\\_report\\_error\\_t](#))(const char \*msg, int line)

Type of error callbacks during object insertion.

### 22.46.2 Function Documentation

#### 22.46.2.1 struct [hwloc\\_obj](#)\* [hwloc\\_\\_insert\\_object\\_by\\_cpuset](#) (struct [hwloc\\_topology](#) \* *topology*, [hwloc\\_obj\\_t](#) *root*, [hwloc\\_obj\\_t](#) *obj*, [hwloc\\_report\\_error\\_t](#) *report\_error*) [**read**]

Add an object to the topology and specify which error callback to use. This function is similar to [hwloc\\_insert\\_object\\_by\\_cpuset\(\)](#) but it allows specifying where to start insertion from (if `root` is NULL, the topology root object is used), and specifying the error callback.

#### 22.46.2.2 [hwloc\\_obj\\_t](#) [hwloc\\_alloc\\_setup\\_object](#) ([hwloc\\_topology\\_t](#) *topology*, [hwloc\\_obj\\_type\\_t](#) *type*, unsigned *os\_index*)

Allocate and initialize an object of the given type and physical index. If `os_index` is unknown or irrelevant, use `HWLOC_UNKNOWN_INDEX`.

#### 22.46.2.3 int [hwloc\\_hide\\_errors](#) (void)

Check whether insertion errors are hidden.

#### 22.46.2.4 `struct hwloc_obj* hwloc_insert_object_by_cpuset (struct hwloc_topology * topology, hwloc_obj_t obj) [read]`

Add an object to the topology. It is sorted along the tree of other objects according to the inclusion of cpusets, to eventually be added as a child of the smallest object including this object.

If the cpuset is empty, the type of the object (and maybe some attributes) must be enough to find where to insert the object. This is especially true for NUMA nodes with memory and no CPUs.

The given object should not have children.

This shall only be called before levels are built.

In case of error, `hwloc_report_os_error()` is called.

The caller should check whether the object type is filtered-out before calling this function.

The topology cpuset/nodesets will be enlarged to include the object sets.

Returns the object on success. Returns NULL and frees obj on error. Returns another object and frees obj if it was merged with an identical pre-existing object.

#### 22.46.2.5 `void hwloc_insert_object_by_parent (struct hwloc_topology * topology, hwloc_obj_t parent, hwloc_obj_t obj)`

Insert an object somewhere in the topology. It is added as the last child of the given parent. The cpuset is completely ignored, so strange objects such as I/O devices should preferably be inserted with this.

When used for "normal" children with cpusets (when importing from XML when duplicating a topology), the caller should make sure that:

- children are inserted in order,
- children cpusets do not intersect.

The given object may have normal, I/O or Misc children, as long as they are in order as well. These children must have valid parent and next\_sibling pointers.

The caller should check whether the object type is filtered-out before calling this function.

#### 22.46.2.6 `int hwloc_obj_add_children_sets (hwloc_obj_t obj)`

Setup object cpusets/nodesets by OR'ing its children. Used when adding an object late in the topology. Will update the new object by OR'ing all its new children sets.

Used when PCI backend adds a hostbridge parent, when distances add a new Group, etc.

#### 22.46.2.7 `static int hwloc_plugin_check_namespace (const char * pluginname, const char * symbol) [inline, static]`

Make sure that plugins can lookup core symbols. This is a sanity check to avoid lazy-lookup failures when libhwloc is loaded within a plugin, and later tries to load its own plugins. This may fail (and abort the program) if libhwloc symbols are in a private namespace.

#### Returns:

0 on success.

-1 if the plugin cannot be successfully loaded. The caller plugin `init()` callback should return a negative error code as well.

Plugins should call this function in their `init()` callback to avoid later crashes if lazy symbol resolution is used by the upper layer that loaded `hwloc` (e.g. OpenCL implementations using `dlopen` with `RTLD_LAZY`).

**Note:**

The build system must define `HWLOC_INSIDE_PLUGIN` if and only if building the caller as a plugin. This function should remain inline so plugins can call it even when they cannot find `libhwloc` symbols.

**22.46.2.8 void hwloc\_report\_os\_error (const char \* msg, int line)**

Report an insertion error from a backend.

**22.46.2.9 int hwloc\_topology\_reconnect (hwloc\_topology\_t topology, unsigned long flags)**

Request a reconnection of children and levels in the topology. May be used by backends during discovery if they need arrays or lists of object within levels or children to be fully connected.

`flags` is currently unused, must 0.

## 22.47 Components and Plugins: Filtering objects

### Functions

- static int `hwloc_filter_check_pcidev_subtype_important` (unsigned classid)
- static int `hwloc_filter_check_osdev_subtype_important` (`hwloc_obj_osdev_type_t` subtype)
- static int `hwloc_filter_check_keep_object_type` (`hwloc_topology_t` topology, `hwloc_obj_type_t` type)
- static int `hwloc_filter_check_keep_object` (`hwloc_topology_t` topology, `hwloc_obj_t` obj)

### 22.47.1 Function Documentation

**22.47.1.1** static int `hwloc_filter_check_keep_object` (`hwloc_topology_t` topology, `hwloc_obj_t` obj) [`inline`, `static`]

Check whether the given object should be filtered-out.

**Returns:**

1 if the object type should be kept, 0 otherwise.

**22.47.1.2** static int `hwloc_filter_check_keep_object_type` (`hwloc_topology_t` topology, `hwloc_obj_type_t` type) [`inline`, `static`]

Check whether a non-I/O object type should be filtered-out. Cannot be used for I/O objects.

**Returns:**

1 if the object type should be kept, 0 otherwise.

**22.47.1.3** static int `hwloc_filter_check_osdev_subtype_important` (`hwloc_obj_osdev_type_t` subtype) [`inline`, `static`]

Check whether the given OS device subtype is important.

**Returns:**

1 if important, 0 otherwise.

**22.47.1.4** static int `hwloc_filter_check_pcidev_subtype_important` (unsigned classid) [`inline`, `static`]

Check whether the given PCI device classid is important.

**Returns:**

1 if important, 0 otherwise.

## 22.48 Components and Plugins: helpers for PCI discovery

### Functions

- unsigned `hwloc_pcidisc_find_cap` (const unsigned char \*config, unsigned cap)
- int `hwloc_pcidisc_find_linkspeed` (const unsigned char \*config, unsigned offset, float \*linkspeed)
- `hwloc_obj_type_t` `hwloc_pcidisc_check_bridge_type` (unsigned device\_class, const unsigned char \*config)
- int `hwloc_pcidisc_find_bridge_buses` (unsigned domain, unsigned bus, unsigned dev, unsigned func, unsigned \*secondary\_busp, unsigned \*subordinate\_busp, const unsigned char \*config)
- void `hwloc_pcidisc_tree_insert_by_busid` (struct `hwloc_obj` \*\*treep, struct `hwloc_obj` \*obj)
- int `hwloc_pcidisc_tree_attach` (struct `hwloc_topology` \*topology, struct `hwloc_obj` \*tree)

### 22.48.1 Function Documentation

#### 22.48.1.1 `hwloc_obj_type_t` `hwloc_pcidisc_check_bridge_type` (unsigned *device\_class*, const unsigned char \* *config*)

Return the hwloc object type (PCI device or Bridge) for the given class and configuration space. This function requires 16 bytes of common configuration header at the beginning of config.

#### 22.48.1.2 int `hwloc_pcidisc_find_bridge_buses` (unsigned *domain*, unsigned *bus*, unsigned *dev*, unsigned *func*, unsigned \* *secondary\_busp*, unsigned \* *subordinate\_busp*, const unsigned char \* *config*)

Fills the attributes of the given PCI bridge using the given PCI config space. This function requires 32 bytes of common configuration header at the beginning of config.

Returns -1 and destroys /p obj if bridge fields are invalid.

#### 22.48.1.3 unsigned `hwloc_pcidisc_find_cap` (const unsigned char \* *config*, unsigned *cap*)

Return the offset of the given capability in the PCI config space buffer. This function requires a 256-bytes config space. Unknown/unavailable bytes should be set to 0xff.

#### 22.48.1.4 int `hwloc_pcidisc_find_linkspeed` (const unsigned char \* *config*, unsigned *offset*, float \* *linkspeed*)

Fill linkspeed by reading the PCI config space where PCI\_CAP\_ID\_EXP is at position offset. Needs 20 bytes of EXP capability block starting at offset in the config space for registers up to link status.

#### 22.48.1.5 int `hwloc_pcidisc_tree_attach` (struct `hwloc_topology` \* *topology*, struct `hwloc_obj` \* *tree*)

Add some hostbridges on top of the given tree of PCI objects and attach them to the topology. Other backends may lookup PCI objects or localities (for instance to attach OS devices) by using `hwloc_pcidisc_find_by_busid()` or `hwloc_pcidisc_find_busid_parent()`.

**22.48.1.6** `void hwloc_pcidisc_tree_insert_by_busid (struct hwloc_obj ** treep, struct hwloc_obj * obj)`

Insert a PCI object in the given PCI tree by looking at PCI bus IDs. If `treep` points to `NULL`, the new object is inserted there.



## 22.49 Components and Plugins: finding PCI objects during other discoveries

### Functions

- struct `hwloc_obj` \* `hwloc_pci_find_parent_by_busid` (struct `hwloc_topology` \**topology*, unsigned *domain*, unsigned *bus*, unsigned *dev*, unsigned *func*)

### 22.49.1 Function Documentation

#### 22.49.1.1 struct `hwloc_obj`\* `hwloc_pci_find_parent_by_busid` (struct `hwloc_topology` \* *topology*, unsigned *domain*, unsigned *bus*, unsigned *dev*, unsigned *func*) [read]

Find the normal parent of a PCI bus ID. Look at PCI affinity to find out where the given PCI bus ID should be attached.

This function should be used to attach an I/O device under the corresponding PCI object (if any), or under a normal (non-I/O) object with same locality.

## 22.50 Netloc API

### Enumerations

- enum {  
NETLOC\_SUCCESS = 0, NETLOC\_ERROR = -1, NETLOC\_ERROR\_NOTDIR = -2, NETLOC\_ERROR\_NOENT = -3,  
NETLOC\_ERROR\_EMPTY = -4, NETLOC\_ERROR\_MULTIPLE = -5, NETLOC\_ERROR\_NOT\_IMPL = -6, NETLOC\_ERROR\_EXISTS = -7,  
NETLOC\_ERROR\_NOT\_FOUND = -8, NETLOC\_ERROR\_MAX = -9 }

### 22.50.1 Enumeration Type Documentation

#### 22.50.1.1 anonymous enum

Return codes

#### Enumerator:

*NETLOC\_SUCCESS* Success

*NETLOC\_ERROR* Error: General condition

*NETLOC\_ERROR\_NOTDIR* Error: URI is not a directory

*NETLOC\_ERROR\_NOENT* Error: URI is invalid, no such entry

*NETLOC\_ERROR\_EMPTY* Error: No networks found

*NETLOC\_ERROR\_MULTIPLE* Error: Multiple matching networks found

*NETLOC\_ERROR\_NOT\_IMPL* Error: Interface not implemented

*NETLOC\_ERROR\_EXISTS* Error: If the entry already exists when trying to add to a lookup table

*NETLOC\_ERROR\_NOT\_FOUND* Error: No path found

*NETLOC\_ERROR\_MAX* Error: Enum upper bound marker. No errors less than this number Will not be returned externally.

# Chapter 23

## Data Structure Documentation

### 23.1 hwloc\_backend Struct Reference

Discovery backend structure.

```
#include <plugins.h>
```

#### Data Fields

- unsigned [phases](#)
- unsigned long [flags](#)
- int [is\\_thissystem](#)
- void \* [private\\_data](#)
- void(\* [disable](#))(struct [hwloc\\_backend](#) \*backend)
- int(\* [discover](#))(struct [hwloc\\_backend](#) \*backend, struct [hwloc\\_disc\\_status](#) \*status)
- int(\* [get\\_pci\\_busid\\_cpuset](#))(struct [hwloc\\_backend](#) \*backend, struct [hwloc\\_pcidev\\_attr\\_s](#) \*busid, [hwloc\\_bitmap\\_t](#) cpuset)

#### 23.1.1 Detailed Description

Discovery backend structure. A backend is the instantiation of a discovery component. When a component gets enabled for a topology, its `instantiate()` callback creates a backend.

[hwloc\\_backend\\_alloc\(\)](#) initializes all fields to default values that the component may change (except "component" and "next") before enabling the backend with [hwloc\\_backend\\_enable\(\)](#).

Most backends assume that the topology `is_thissystem` flag is set because they talk to the underlying operating system. However they may still be used in topologies without the `is_thissystem` flag for debugging reasons. In practice, they are usually auto-disabled in such cases (excluded by xml or synthetic backends, or by environment variables when changing the Linux `fsroot` or the x86 `cpuid` path).

#### 23.1.2 Field Documentation

##### 23.1.2.1 void(\* [hwloc\\_backend::disable](#))(struct [hwloc\\_backend](#) \*backend)

Callback for freeing the `private_data`. May be NULL.

**23.1.2.2 int(\* hwloc\_backend::discover)(struct hwloc\_backend \*backend, struct hwloc\_disc\_status \*status)**

Main discovery callback. returns -1 on error, either because it couldn't add its objects to the existing topology, or because of an actual discovery/gathering failure. May be NULL.

**23.1.2.3 unsigned long hwloc\_backend::flags**

Backend flags, currently always 0.

**23.1.2.4 int(\* hwloc\_backend::get\_pci\_busid\_cpuset)(struct hwloc\_backend \*backend, struct hwloc\_pcidev\_attr\_s \*busid, hwloc\_bitmap\_t cpuset)**

Callback to retrieve the locality of a PCI object. Called by the PCI core when attaching PCI hierarchy to CPU objects. May be NULL.

**23.1.2.5 int hwloc\_backend::is\_thissystem**

Backend-specific 'is\_thissystem' property. Set to 0 if the backend disables the thissystem flag for this topology (e.g. loading from xml or synthetic string, or using a different fsroot on Linux, or a x86 CPUID dump). Set to -1 if the backend doesn't care (default).

**23.1.2.6 unsigned hwloc\_backend::phases**

Discovery phases performed by this component, possibly without some of them if excluded by other components. OR'ed set of [hwloc\\_disc\\_phase\\_t](#).

**23.1.2.7 void\* hwloc\_backend::private\_data**

Backend private data, or NULL if none.

The documentation for this struct was generated from the following file:

- [plugins.h](#)

## 23.2 hwloc\_obj\_attr\_u::hwloc\_bridge\_attr\_s Struct Reference

Bridge specific Object Attributes.

```
#include <hwloc.h>
```

### Data Fields

- union {
  - struct [hwloc\\_pcidev\\_attr\\_s](#) [pci](#)
 } [upstream](#)
- [hwloc\\_obj\\_bridge\\_type\\_t](#) [upstream\\_type](#)
- union {
  - struct {
    - unsigned short [domain](#)
    - unsigned char [secondary\\_bus](#)
    - unsigned char [subordinate\\_bus](#)
 } [pci](#)
- [hwloc\\_obj\\_bridge\\_type\\_t](#) [downstream\\_type](#)
- unsigned [depth](#)

### 23.2.1 Detailed Description

Bridge specific Object Attributes.

### 23.2.2 Field Documentation

- 23.2.2.1 unsigned [hwloc\\_obj\\_attr\\_u::hwloc\\_bridge\\_attr\\_s::depth](#)
- 23.2.2.2 unsigned short [hwloc\\_obj\\_attr\\_u::hwloc\\_bridge\\_attr\\_s::domain](#)
- 23.2.2.3 union { ... } [hwloc\\_obj\\_attr\\_u::hwloc\\_bridge\\_attr\\_s::downstream](#)
- 23.2.2.4 [hwloc\\_obj\\_bridge\\_type\\_t](#) [hwloc\\_obj\\_attr\\_u::hwloc\\_bridge\\_attr\\_s::downstream\\_type](#)
- 23.2.2.5 struct { ... } [hwloc\\_obj\\_attr\\_u::hwloc\\_bridge\\_attr\\_s::pci](#)
- 23.2.2.6 struct [hwloc\\_pcidev\\_attr\\_s](#) [hwloc\\_obj\\_attr\\_u::hwloc\\_bridge\\_attr\\_s::pci](#) [read]
- 23.2.2.7 unsigned char [hwloc\\_obj\\_attr\\_u::hwloc\\_bridge\\_attr\\_s::secondary\\_bus](#)
- 23.2.2.8 unsigned char [hwloc\\_obj\\_attr\\_u::hwloc\\_bridge\\_attr\\_s::subordinate\\_bus](#)
- 23.2.2.9 union { ... } [hwloc\\_obj\\_attr\\_u::hwloc\\_bridge\\_attr\\_s::upstream](#)
- 23.2.2.10 [hwloc\\_obj\\_bridge\\_type\\_t](#) [hwloc\\_obj\\_attr\\_u::hwloc\\_bridge\\_attr\\_s::upstream\\_type](#)

The documentation for this struct was generated from the following file:

- hwloc.h

## 23.3 hwloc\_obj\_attr\_u::hwloc\_cache\_attr\_s Struct Reference

Cache-specific Object Attributes.

```
#include <hwloc.h>
```

### Data Fields

- hwloc\_uint64\_t [size](#)
- unsigned [depth](#)
- unsigned [linesize](#)
- int [associativity](#)
- hwloc\_obj\_cache\_type\_t [type](#)

### 23.3.1 Detailed Description

Cache-specific Object Attributes.

### 23.3.2 Field Documentation

#### 23.3.2.1 int hwloc\_obj\_attr\_u::hwloc\_cache\_attr\_s::associativity

Ways of associativity, -1 if fully associative, 0 if unknown.

#### 23.3.2.2 unsigned hwloc\_obj\_attr\_u::hwloc\_cache\_attr\_s::depth

Depth of cache (e.g., L1, L2, ...etc.).

#### 23.3.2.3 unsigned hwloc\_obj\_attr\_u::hwloc\_cache\_attr\_s::linesize

Cache-line size in bytes. 0 if unknown.

#### 23.3.2.4 hwloc\_uint64\_t hwloc\_obj\_attr\_u::hwloc\_cache\_attr\_s::size

Size of cache in bytes.

#### 23.3.2.5 hwloc\_obj\_cache\_type\_t hwloc\_obj\_attr\_u::hwloc\_cache\_attr\_s::type

Cache type.

The documentation for this struct was generated from the following file:

- hwloc.h

## 23.4 hwloc\_cl\_device\_topology\_amd Union Reference

```
#include <opencl.h>
```

### Data Fields

- struct {
  - cl\_uint [type](#)
  - cl\_uint [data](#) [5]
- struct {
  - cl\_uint [type](#)
  - cl\_char [unused](#) [17]
  - cl\_char [bus](#)
  - cl\_char [device](#)
  - cl\_char [function](#)

### 23.4.1 Field Documentation

23.4.1.1 cl\_char hwloc\_cl\_device\_topology\_amd::bus

23.4.1.2 cl\_uint hwloc\_cl\_device\_topology\_amd::data[5]

23.4.1.3 cl\_char hwloc\_cl\_device\_topology\_amd::device

23.4.1.4 cl\_char hwloc\_cl\_device\_topology\_amd::function

23.4.1.5 struct { ... } hwloc\_cl\_device\_topology\_amd::pcie

23.4.1.6 struct { ... } hwloc\_cl\_device\_topology\_amd::raw

23.4.1.7 cl\_uint hwloc\_cl\_device\_topology\_amd::type

23.4.1.8 cl\_char hwloc\_cl\_device\_topology\_amd::unused[17]

The documentation for this union was generated from the following file:

- opencl.h



## 23.5 hwloc\_component Struct Reference

Generic component structure.

```
#include <plugins.h>
```

### Data Fields

- unsigned [abi](#)
- int(\* [init](#) )(unsigned long [flags](#))
- void(\* [finalize](#) )(unsigned long [flags](#))
- [hwloc\\_component\\_type\\_t](#) type
- unsigned long [flags](#)
- void \* [data](#)

### 23.5.1 Detailed Description

Generic component structure. Generic components structure, either statically listed by configure in static-components.h or dynamically loaded as a plugin.

### 23.5.2 Field Documentation

#### 23.5.2.1 unsigned hwloc\_component::abi

Component ABI version, set to [HWLOC\\_COMPONENT\\_ABI](#).

#### 23.5.2.2 void\* hwloc\_component::data

Component data, pointing to a struct [hwloc\\_disc\\_component](#) or struct `hwloc_xml_component`.

#### 23.5.2.3 void(\* hwloc\_component::finalize)(unsigned long flags)

Process-wide component termination callback. This optional callback is called after unregistering the component from the hwloc core (before unloading the plugin).

`flags` is always 0 for now.

#### Note:

If the component uses ltdl for loading its own plugins, it should load/unload them only in [init\(\)](#) and [finalize\(\)](#), to avoid race conditions with hwloc's use of ltdl.

#### 23.5.2.4 unsigned long hwloc\_component::flags

Component flags, unused for now.

### 23.5.2.5 `int(* hwloc_component::init)(unsigned long flags)`

Process-wide component initialization callback. This optional callback is called when the component is registered to the hwloc core (after loading the plugin).

When the component is built as a plugin, this callback should call `hwloc_check_plugin_namespace()` and return a negative error code on error.

`flags` is always 0 for now.

#### Returns:

0 on success, or a negative code on error.

#### Note:

If the component uses ltdl for loading its own plugins, it should load/unload them only in `init()` and `finalize()`, to avoid race conditions with hwloc's use of ltdl.

### 23.5.2.6 `hwloc_component_type_t hwloc_component::type`

Component type.

The documentation for this struct was generated from the following file:

- `plugins.h`

## 23.6 hwloc\_disc\_component Struct Reference

Discovery component structure.

```
#include <plugins.h>
```

### Data Fields

- const char \* [name](#)
- unsigned [phases](#)
- unsigned [excluded\\_phases](#)
- struct [hwloc\\_backend](#) \*(\* [instantiate](#) )(struct [hwloc\\_topology](#) \*topology, struct [hwloc\\_disc\\_component](#) \*component, unsigned [excluded\\_phases](#), const void \*data1, const void \*data2, const void \*data3)
- unsigned [priority](#)
- unsigned [enabled\\_by\\_default](#)

### 23.6.1 Detailed Description

Discovery component structure. This is the major kind of components, taking care of the discovery. They are registered by generic components, either statically-built or as plugins.

### 23.6.2 Field Documentation

#### 23.6.2.1 unsigned hwloc\_disc\_component::enabled\_by\_default

Enabled by default. If unset, it will be disabled unless explicitly requested.

#### 23.6.2.2 unsigned hwloc\_disc\_component::excluded\_phases

Component phases to exclude, as an OR'ed set of [hwloc\\_disc\\_phase\\_t](#). For a GLOBAL component, this usually includes all other phases ( $\sim UL$ ).

Other components only exclude types that may bring conflicting topology information. MISC components should likely not be excluded since they usually bring non-primary additional information.

#### 23.6.2.3 struct hwloc\_backend>(\* hwloc\_disc\_component::instantiate)(struct hwloc\_topology \*topology, struct hwloc\_disc\_component \*component, unsigned excluded\_phases, const void \*data1, const void \*data2, const void \*data3) [read]

Instantiate callback to create a backend from the component. Parameters data1, data2, data3 are NULL except for components that have special enabling routines such as [hwloc\\_topology\\_set\\_xml\(\)](#).

#### 23.6.2.4 const char\* hwloc\_disc\_component::name

Name. If this component is built as a plugin, this name does not have to match the plugin filename.

### 23.6.2.5 unsigned hwloc\_disc\_component::phases

Discovery phases performed by this component. OR'ed set of [hwloc\\_disc\\_phase\\_t](#).

### 23.6.2.6 unsigned hwloc\_disc\_component::priority

Component priority. Used to sort topology->components, higher priority first. Also used to decide between two components with the same name. Usual values are 50 for native OS (or platform) components, 45 for x86, 40 for no-OS fallback, 30 for global components (xml, synthetic), 20 for pci, 10 for other misc components (opencl etc.).

The documentation for this struct was generated from the following file:

- plugins.h

## 23.7 hwloc\_disc\_status Struct Reference

Discovery status structure.

```
#include <plugins.h>
```

### Data Fields

- [hwloc\\_disc\\_phase\\_t phase](#)
- unsigned [excluded\\_phases](#)
- unsigned long [flags](#)

### 23.7.1 Detailed Description

Discovery status structure. Used by the core and backends to inform about what has been/is being done during the discovery process.

### 23.7.2 Field Documentation

#### 23.7.2.1 unsigned hwloc\_disc\_status::excluded\_phases

Dynamically excluded phases. If a component decides during discovery that some phases are no longer needed.

#### 23.7.2.2 unsigned long hwloc\_disc\_status::flags

OR'ed set of [hwloc\\_disc\\_status\\_flag\\_e](#).

#### 23.7.2.3 hwloc\_disc\_phase\_t hwloc\_disc\_status::phase

The current discovery phase that is performed. Must match one of the phases in the component phases field.

The documentation for this struct was generated from the following file:

- [plugins.h](#)

## 23.8 hwloc\_distances\_s Struct Reference

Matrix of distances between a set of objects.

```
#include <distances.h>
```

### Data Fields

- unsigned `nbojbs`
- `hwloc_obj_t * objjs`
- unsigned long `kind`
- `hwloc_uint64_t * values`

### 23.8.1 Detailed Description

Matrix of distances between a set of objects. This matrix often contains latencies between NUMA nodes (as reported in the System Locality Distance Information Table (SLIT) in the ACPI specification), which may or may not be physically accurate. It corresponds to the latency for accessing the memory of one node from a core in another node. The corresponding kind is [HWLOC\\_DISTANCES\\_KIND\\_FROM\\_OS](#) | [HWLOC\\_DISTANCES\\_KIND\\_FROM\\_USER](#).

The matrix may also contain bandwidths between random sets of objects, possibly provided by the user, as specified in the `kind` attribute.

### 23.8.2 Field Documentation

#### 23.8.2.1 unsigned long hwloc\_distances\_s::kind

OR'ed set of [hwloc\\_distances\\_kind\\_e](#).

#### 23.8.2.2 unsigned hwloc\_distances\_s::nbojbs

Number of objects described by the distance matrix.

#### 23.8.2.3 hwloc\_obj\_t\* hwloc\_distances\_s::objjs

Array of objects described by the distance matrix. These objects are not in any particular order, see [hwloc\\_distances\\_obj\\_index\(\)](#) and [hwloc\\_distances\\_obj\\_pair\\_values\(\)](#) for easy ways to find objects in this array and their corresponding values.

#### 23.8.2.4 hwloc\_uint64\_t\* hwloc\_distances\_s::values

Matrix of distances between objects, stored as a one-dimension array. Distance from i-th to j-th object is stored in slot `i*nbojbs+j`. The meaning of the value depends on the `kind` attribute.

The documentation for this struct was generated from the following file:

- `distances.h`

## 23.9 hwloc\_obj\_attr\_u::hwloc\_group\_attr\_s Struct Reference

Group-specific Object Attributes.

```
#include <hwloc.h>
```

### Data Fields

- unsigned [depth](#)
- unsigned [kind](#)
- unsigned [subkind](#)
- unsigned char [dont\\_merge](#)

### 23.9.1 Detailed Description

Group-specific Object Attributes.

### 23.9.2 Field Documentation

#### 23.9.2.1 unsigned hwloc\_obj\_attr\_u::hwloc\_group\_attr\_s::depth

Depth of group object. It may change if intermediate Group objects are added.

#### 23.9.2.2 unsigned char hwloc\_obj\_attr\_u::hwloc\_group\_attr\_s::dont\_merge

Flag preventing groups from being automatically merged with identical parent or children.

#### 23.9.2.3 unsigned hwloc\_obj\_attr\_u::hwloc\_group\_attr\_s::kind

Internally-used kind of group.

#### 23.9.2.4 unsigned hwloc\_obj\_attr\_u::hwloc\_group\_attr\_s::subkind

Internally-used subkind to distinguish different levels of groups with same kind.

The documentation for this struct was generated from the following file:

- hwloc.h

## 23.10 hwloc\_info\_s Struct Reference

Object info.

```
#include <hwloc.h>
```

### Data Fields

- char \* [name](#)
- char \* [value](#)

### 23.10.1 Detailed Description

Object info.

See also:

[Consulting and Adding Key-Value Info Attributes](#)

### 23.10.2 Field Documentation

#### 23.10.2.1 char\* hwloc\_info\_s::name

Info name.

#### 23.10.2.2 char\* hwloc\_info\_s::value

Info value.

The documentation for this struct was generated from the following file:

- hwloc.h



## 23.11 hwloc\_obj\_attr\_u::hwloc\_numanode\_attr\_s::hwloc\_memory\_page\_type\_s Struct Reference

Array of local memory page types, NULL if no local memory and `page_types` is 0.

```
#include <hwloc.h>
```

### Data Fields

- [hwloc\\_uint64\\_t size](#)
- [hwloc\\_uint64\\_t count](#)

#### 23.11.1 Detailed Description

Array of local memory page types, NULL if no local memory and `page_types` is 0. The array is sorted by increasing `size` fields. It contains `page_types_len` slots.

#### 23.11.2 Field Documentation

##### 23.11.2.1 hwloc\_uint64\_t hwloc\_obj\_attr\_u::hwloc\_numanode\_attr\_s::hwloc\_memory\_page\_type\_s::count

Number of pages of this size.

##### 23.11.2.2 hwloc\_uint64\_t hwloc\_obj\_attr\_u::hwloc\_numanode\_attr\_s::hwloc\_memory\_page\_type\_s::size

Size of pages.

The documentation for this struct was generated from the following file:

- `hwloc.h`

## 23.12 hwloc\_obj\_attr\_u::hwloc\_numanode\_attr\_s Struct Reference

NUMA node-specific Object Attributes.

```
#include <hwloc.h>
```

### Data Structures

- struct [hwloc\\_memory\\_page\\_type\\_s](#)  
*Array of local memory page types, NULL if no local memory and page\_types is 0.*

### Data Fields

- hwloc\_uint64\_t [local\\_memory](#)
- unsigned [page\\_types\\_len](#)
- struct [hwloc\\_obj\\_attr\\_u::hwloc\\_numanode\\_attr\\_s::hwloc\\_memory\\_page\\_type\\_s](#) \* [page\\_types](#)

#### 23.12.1 Detailed Description

NUMA node-specific Object Attributes.

#### 23.12.2 Field Documentation

##### 23.12.2.1 hwloc\_uint64\_t hwloc\_obj\_attr\_u::hwloc\_numanode\_attr\_s::local\_memory

Local memory (in bytes).

##### 23.12.2.2 struct hwloc\_obj\_attr\_u::hwloc\_numanode\_attr\_s::hwloc\_memory\_page\_type\_s \* hwloc\_obj\_attr\_u::hwloc\_numanode\_attr\_s::page\_types

Array of local memory page types, NULL if no local memory and `page_types` is 0. The array is sorted by increasing `size` fields. It contains `page_types_len` slots.

##### 23.12.2.3 unsigned hwloc\_obj\_attr\_u::hwloc\_numanode\_attr\_s::page\_types\_len

Size of array `page_types`.

The documentation for this struct was generated from the following file:

- `hwloc.h`

## 23.13 hwloc\_obj Struct Reference

Structure of a topology object.

```
#include <hwloc.h>
```

### Data Fields

- [hwloc\\_obj\\_type\\_t](#) type
- char \* [subtype](#)
- unsigned [os\\_index](#)
- char \* [name](#)
- [hwloc\\_uint64\\_t](#) [total\\_memory](#)
- union [hwloc\\_obj\\_attr\\_u](#) \* [attr](#)
- int [depth](#)
- unsigned [logical\\_index](#)
- struct [hwloc\\_obj](#) \* [next\\_cousin](#)
- struct [hwloc\\_obj](#) \* [prev\\_cousin](#)
- struct [hwloc\\_obj](#) \* [parent](#)
- unsigned [sibling\\_rank](#)
- struct [hwloc\\_obj](#) \* [next\\_sibling](#)
- struct [hwloc\\_obj](#) \* [prev\\_sibling](#)
- int [symmetric\\_subtree](#)
- [hwloc\\_cpuset\\_t](#) [cpuset](#)
- [hwloc\\_cpuset\\_t](#) [complete\\_cpuset](#)
- [hwloc\\_nodeset\\_t](#) [nodeset](#)
- [hwloc\\_nodeset\\_t](#) [complete\\_nodeset](#)
- struct [hwloc\\_info\\_s](#) \* [infos](#)
- unsigned [infos\\_count](#)
- void \* [userdata](#)
- [hwloc\\_uint64\\_t](#) [gp\\_index](#)

**List and array of normal children below this object (except Memory, I/O and Misc children).**

- unsigned [arity](#)
- struct [hwloc\\_obj](#) \*\* [children](#)
- struct [hwloc\\_obj](#) \* [first\\_child](#)
- struct [hwloc\\_obj](#) \* [last\\_child](#)

**List of Memory children below this object.**

- unsigned [memory\\_arity](#)
- struct [hwloc\\_obj](#) \* [memory\\_first\\_child](#)

**List of I/O children below this object.**

- unsigned [io\\_arity](#)
- struct [hwloc\\_obj](#) \* [io\\_first\\_child](#)

**List of Misc children below this object.**

- unsigned [misc\\_arity](#)
- struct [hwloc\\_obj](#) \* [misc\\_first\\_child](#)

### 23.13.1 Detailed Description

Structure of a topology object. Applications must not modify any field except `hwloc_obj.userdata`.

### 23.13.2 Field Documentation

#### 23.13.2.1 unsigned `hwloc_obj::arity`

Number of normal children. Memory, Misc and I/O children are not listed here but rather in their dedicated children list.

#### 23.13.2.2 union `hwloc_obj_attr_u* hwloc_obj::attr` [write]

Object type-specific Attributes, may be NULL if no attribute value was found.

#### 23.13.2.3 struct `hwloc_obj** hwloc_obj::children` [read]

Normal children, `children[0 .. arity -1]`.

#### 23.13.2.4 `hwloc_cpuset_t hwloc_obj::complete_cpuset`

The complete CPU set of logical processors of this object,. This may include not only the same as the `cpuset` field, but also some CPUs for which topology information is unknown or incomplete, some offlines CPUs, and the CPUs that are ignored when the `HWLOC_TOPOLOGY_FLAG_INCLUDE_DISALLOWED` flag is not set. Thus no corresponding PU object may be found in the topology, because the precise position is undefined. It is however known that it would be somewhere under this object.

**Note:**

Its value must not be changed, `hwloc_bitmap_dup()` must be used instead.

#### 23.13.2.5 `hwloc_nodeset_t hwloc_obj::complete_nodeset`

The complete NUMA node set of this object,. This may include not only the same as the `nodeset` field, but also some NUMA nodes for which topology information is unknown or incomplete, some offlines nodes, and the nodes that are ignored when the `HWLOC_TOPOLOGY_FLAG_INCLUDE_DISALLOWED` flag is not set. Thus no corresponding NUMA node object may be found in the topology, because the precise position is undefined. It is however known that it would be somewhere under this object.

If there are no NUMA nodes in the machine, all the memory is close to this object, so only the first bit is set in `complete_nodeset`.

**Note:**

Its value must not be changed, `hwloc_bitmap_dup()` must be used instead.

### 23.13.2.6 hwloc\_cpuset\_t hwloc\_obj::cpuset

CPUs covered by this object. This is the set of CPUs for which there are PU objects in the topology under this object, i.e. which are known to be physically contained in this object and known how (the children path between this object and the PU objects).

If the [HWLOC\\_TOPOLOGY\\_FLAG\\_INCLUDE\\_DISALLOWED](#) configuration flag is set, some of these CPUs may not be allowed for binding, see [hwloc\\_topology\\_get\\_allowed\\_cpuset\(\)](#).

#### Note:

All objects have non-NULL CPU and node sets except Misc and I/O objects.  
Its value must not be changed, [hwloc\\_bitmap\\_dup\(\)](#) must be used instead.

### 23.13.2.7 int hwloc\_obj::depth

Vertical index in the hierarchy. For normal objects, this is the depth of the horizontal level that contains this object and its cousins of the same type. If the topology is symmetric, this is equal to the parent depth plus one, and also equal to the number of parent/child links from the root object to here.

For special objects (NUMA nodes, I/O and Misc) that are not in the main tree, this is a special negative value that corresponds to their dedicated level, see [hwloc\\_get\\_type\\_depth\(\)](#) and [hwloc\\_get\\_type\\_depth\\_e](#). Those special values can be passed to hwloc functions such [hwloc\\_get\\_nobjs\\_by\\_depth\(\)](#) as usual.

### 23.13.2.8 struct hwloc\_obj\* hwloc\_obj::first\_child [read]

First normal child.

### 23.13.2.9 hwloc\_uint64\_t hwloc\_obj::gp\_index

Global persistent index. Generated by hwloc, unique across the topology (contrary to [os\\_index](#)) and persistent across topology changes (contrary to [logical\\_index](#)). Mostly used internally, but could also be used by application to identify objects.

### 23.13.2.10 struct hwloc\_info\_s\* hwloc\_obj::infos [read]

Array of stringified info type=name.

### 23.13.2.11 unsigned hwloc\_obj::infos\_count

Size of infos array.

### 23.13.2.12 unsigned hwloc\_obj::io\_arity

Number of I/O children. These children are listed in [io\\_first\\_child](#).

### 23.13.2.13 struct hwloc\_obj\* hwloc\_obj::io\_first\_child [read]

First I/O child. Bridges, PCI and OS devices are listed here ([io\\_arity](#) and [io\\_first\\_child](#)) instead of in the normal children list. See also [hwloc\\_obj\\_type\\_is\\_io\(\)](#).

**23.13.2.14 struct hwloc\_obj\* hwloc\_obj::last\_child [read]**

Last normal child.

**23.13.2.15 unsigned hwloc\_obj::logical\_index**

Horizontal index in the whole list of similar objects, hence guaranteed unique across the entire machine. Could be a "cousin\_rank" since it's the rank within the "cousin" list below Note that this index may change when restricting the topology or when inserting a group.

**23.13.2.16 unsigned hwloc\_obj::memory\_arity**

Number of Memory children. These children are listed in `memory_first_child`.

**23.13.2.17 struct hwloc\_obj\* hwloc\_obj::memory\_first\_child [read]**

First Memory child. NUMA nodes and Memory-side caches are listed here (`memory_arity` and `memory_first_child`) instead of in the normal children list. See also [hwloc\\_obj\\_type\\_is\\_memory\(\)](#). A memory hierarchy starts from a normal CPU-side object (e.g. Package) and ends with NUMA nodes as leaves. There might exist some memory-side caches between them in the middle of the memory subtree.

**23.13.2.18 unsigned hwloc\_obj::misc\_arity**

Number of Misc children. These children are listed in `misc_first_child`.

**23.13.2.19 struct hwloc\_obj\* hwloc\_obj::misc\_first\_child [read]**

First Misc child. Misc objects are listed here (`misc_arity` and `misc_first_child`) instead of in the normal children list.

**23.13.2.20 char\* hwloc\_obj::name**

Object-specific name if any. Mostly used for identifying OS devices and Misc objects where a name string is more useful than numerical indexes.

**23.13.2.21 struct hwloc\_obj\* hwloc\_obj::next\_cousin [read]**

Next object of same type and depth.

**23.13.2.22 struct hwloc\_obj\* hwloc\_obj::next\_sibling [read]**

Next object below the same parent (inside the same list of children).

**23.13.2.23 hwloc\_nodese\_t hwloc\_obj::nodeset**

NUMA nodes covered by this object or containing this object. This is the set of NUMA nodes for which there are NUMA node objects in the topology under or above this object, i.e. which are known to be

physically contained in this object or containing it and known how (the children path between this object and the NUMA node objects).

In the end, these nodes are those that are close to the current object.

If the `HWLOC_TOPOLOGY_FLAG_INCLUDE_DISALLOWED` configuration flag is set, some of these nodes may not be allowed for allocation, see `hwloc_topology_get_allowed_nodeset()`.

If there are no NUMA nodes in the machine, all the memory is close to this object, so only the first bit may be set in `nodeset`.

**Note:**

All objects have non-NULL CPU and node sets except Misc and I/O objects.  
Its value must not be changed, `hwloc_bitmap_dup()` must be used instead.

**23.13.2.24 unsigned hwloc\_obj::os\_index**

OS-provided physical index number. It is not guaranteed unique across the entire machine, except for PUs and NUMA nodes. Set to `HWLOC_UNKNOWN_INDEX` if unknown or irrelevant for this object.

**23.13.2.25 struct hwloc\_obj\* hwloc\_obj::parent [read]**

Parent, NULL if root (Machine object).

**23.13.2.26 struct hwloc\_obj\* hwloc\_obj::prev\_cousin [read]**

Previous object of same type and depth.

**23.13.2.27 struct hwloc\_obj\* hwloc\_obj::prev\_sibling [read]**

Previous object below the same parent (inside the same list of children).

**23.13.2.28 unsigned hwloc\_obj::sibling\_rank**

Index in parent's `children[]` array. Or the index in parent's Memory, I/O or Misc children list.

**23.13.2.29 char\* hwloc\_obj::subtype**

Subtype string to better describe the type field.

**23.13.2.30 int hwloc\_obj::symmetric\_subtree**

Set if the subtree of normal objects below this object is symmetric, which means all normal children and their children have identical subtrees. Memory, I/O and Misc children are ignored.

If set in the topology root object, `lstopo` may export the topology as a synthetic string.

**23.13.2.31 hwloc\_uint64\_t hwloc\_obj::total\_memory**

Total memory (in bytes) in NUMA nodes below this object.

**23.13.2.32 hwloc\_obj\_type\_t hwloc\_obj::type**

Type of object.

**23.13.2.33 void\* hwloc\_obj::userdata**

Application-given private data pointer, initialized to `NULL`, use it as you wish. See [hwloc\\_topology\\_set\\_userdata\\_export\\_callback\(\)](#) in [hwloc/export.h](#) if you wish to export this field to XML.

The documentation for this struct was generated from the following file:

- [hwloc.h](#)



## 23.14 hwloc\_obj\_attr\_u Union Reference

Object type-specific Attributes.

```
#include <hwloc.h>
```

### Data Structures

- struct [hwloc\\_bridge\\_attr\\_s](#)  
*Bridge specific Object Attributes.*
- struct [hwloc\\_cache\\_attr\\_s](#)  
*Cache-specific Object Attributes.*
- struct [hwloc\\_group\\_attr\\_s](#)  
*Group-specific Object Attributes.*
- struct [hwloc\\_numanode\\_attr\\_s](#)  
*NUMA node-specific Object Attributes.*
- struct [hwloc\\_osdev\\_attr\\_s](#)  
*OS Device specific Object Attributes.*
- struct [hwloc\\_pcidev\\_attr\\_s](#)  
*PCI Device specific Object Attributes.*

### Data Fields

- struct [hwloc\\_obj\\_attr\\_u::hwloc\\_numanode\\_attr\\_s](#) numanode
- struct [hwloc\\_obj\\_attr\\_u::hwloc\\_cache\\_attr\\_s](#) cache
- struct [hwloc\\_obj\\_attr\\_u::hwloc\\_group\\_attr\\_s](#) group
- struct [hwloc\\_obj\\_attr\\_u::hwloc\\_pcidev\\_attr\\_s](#) pcidev
- struct [hwloc\\_obj\\_attr\\_u::hwloc\\_bridge\\_attr\\_s](#) bridge
- struct [hwloc\\_obj\\_attr\\_u::hwloc\\_osdev\\_attr\\_s](#) osdev

#### 23.14.1 Detailed Description

Object type-specific Attributes.

#### 23.14.2 Field Documentation

##### 23.14.2.1 struct [hwloc\\_obj\\_attr\\_u::hwloc\\_bridge\\_attr\\_s](#) [hwloc\\_obj\\_attr\\_u::bridge](#)

Bridge specific Object Attributes.

##### 23.14.2.2 struct [hwloc\\_obj\\_attr\\_u::hwloc\\_cache\\_attr\\_s](#) [hwloc\\_obj\\_attr\\_u::cache](#)

Cache-specific Object Attributes.

**23.14.2.3 struct hwloc\_obj\_attr\_u::hwloc\_group\_attr\_s hwloc\_obj\_attr\_u::group**

Group-specific Object Attributes.

**23.14.2.4 struct hwloc\_obj\_attr\_u::hwloc\_numanode\_attr\_s hwloc\_obj\_attr\_u::numanode**

NUMA node-specific Object Attributes.

**23.14.2.5 struct hwloc\_obj\_attr\_u::hwloc\_osdev\_attr\_s hwloc\_obj\_attr\_u::osdev**

OS Device specific Object Attributes.

**23.14.2.6 struct hwloc\_obj\_attr\_u::hwloc\_pcidev\_attr\_s hwloc\_obj\_attr\_u::pcidev**

PCI Device specific Object Attributes.

The documentation for this union was generated from the following file:

- hwloc.h

## 23.15 hwloc\_obj\_attr\_u::hwloc\_osdev\_attr\_s Struct Reference

OS Device specific Object Attributes.

```
#include <hwloc.h>
```

### Data Fields

- [hwloc\\_obj\\_osdev\\_type\\_t](#) type

### 23.15.1 Detailed Description

OS Device specific Object Attributes.

### 23.15.2 Field Documentation

#### 23.15.2.1 hwloc\_obj\_osdev\_type\_t hwloc\_obj\_attr\_u::hwloc\_osdev\_attr\_s::type

The documentation for this struct was generated from the following file:

- hwloc.h

## 23.16 hwloc\_obj\_attr\_u::hwloc\_pcidev\_attr\_s Struct Reference

PCI Device specific Object Attributes.

```
#include <hwloc.h>
```

### Data Fields

- unsigned short [domain](#)
- unsigned char [bus](#)
- unsigned char [dev](#)
- unsigned char [func](#)
- unsigned short [class\\_id](#)
- unsigned short [vendor\\_id](#)
- unsigned short [device\\_id](#)
- unsigned short [subvendor\\_id](#)
- unsigned short [subdevice\\_id](#)
- unsigned char [revision](#)
- float [linkspeed](#)

### 23.16.1 Detailed Description

PCI Device specific Object Attributes.

### 23.16.2 Field Documentation

**23.16.2.1** unsigned char hwloc\_obj\_attr\_u::hwloc\_pcidev\_attr\_s::bus

**23.16.2.2** unsigned short hwloc\_obj\_attr\_u::hwloc\_pcidev\_attr\_s::class\_id

**23.16.2.3** unsigned char hwloc\_obj\_attr\_u::hwloc\_pcidev\_attr\_s::dev

**23.16.2.4** unsigned short hwloc\_obj\_attr\_u::hwloc\_pcidev\_attr\_s::device\_id

**23.16.2.5** unsigned short hwloc\_obj\_attr\_u::hwloc\_pcidev\_attr\_s::domain

**23.16.2.6** unsigned char hwloc\_obj\_attr\_u::hwloc\_pcidev\_attr\_s::func

**23.16.2.7** float hwloc\_obj\_attr\_u::hwloc\_pcidev\_attr\_s::linkspeed

**23.16.2.8** unsigned char hwloc\_obj\_attr\_u::hwloc\_pcidev\_attr\_s::revision

**23.16.2.9** unsigned short hwloc\_obj\_attr\_u::hwloc\_pcidev\_attr\_s::subdevice\_id

**23.16.2.10** unsigned short hwloc\_obj\_attr\_u::hwloc\_pcidev\_attr\_s::subvendor\_id

**23.16.2.11** unsigned short hwloc\_obj\_attr\_u::hwloc\_pcidev\_attr\_s::vendor\_id

The documentation for this struct was generated from the following file:

- hwloc.h

## 23.17 hwloc\_topology\_cpupbind\_support Struct Reference

Flags describing actual PU binding support for this topology.

```
#include <hwloc.h>
```

### Data Fields

- unsigned char [set\\_thisproc\\_cpupbind](#)
- unsigned char [get\\_thisproc\\_cpupbind](#)
- unsigned char [set\\_proc\\_cpupbind](#)
- unsigned char [get\\_proc\\_cpupbind](#)
- unsigned char [set\\_thisthread\\_cpupbind](#)
- unsigned char [get\\_thisthread\\_cpupbind](#)
- unsigned char [set\\_thread\\_cpupbind](#)
- unsigned char [get\\_thread\\_cpupbind](#)
- unsigned char [get\\_thisproc\\_last\\_cpu\\_location](#)
- unsigned char [get\\_proc\\_last\\_cpu\\_location](#)
- unsigned char [get\\_thisthread\\_last\\_cpu\\_location](#)

### 23.17.1 Detailed Description

Flags describing actual PU binding support for this topology. A flag may be set even if the feature isn't supported in all cases (e.g. binding to random sets of non-contiguous objects).

### 23.17.2 Field Documentation

#### 23.17.2.1 unsigned char hwloc\_topology\_cpupbind\_support::get\_proc\_cpupbind

Getting the binding of a whole given process is supported.

#### 23.17.2.2 unsigned char hwloc\_topology\_cpupbind\_support::get\_proc\_last\_cpu\_location

Getting the last processors where a whole process ran is supported

#### 23.17.2.3 unsigned char hwloc\_topology\_cpupbind\_support::get\_thisproc\_cpupbind

Getting the binding of the whole current process is supported.

#### 23.17.2.4 unsigned char hwloc\_topology\_cpupbind\_support::get\_thisproc\_last\_cpu\_location

Getting the last processors where the whole current process ran is supported

#### 23.17.2.5 unsigned char hwloc\_topology\_cpupbind\_support::get\_thisthread\_cpupbind

Getting the binding of the current thread only is supported.

**23.17.2.6 unsigned char hwloc\_topology\_cpupbind\_support::get\_thisthread\_last\_cpu\_location**

Getting the last processors where the current thread ran is supported

**23.17.2.7 unsigned char hwloc\_topology\_cpupbind\_support::get\_thread\_cpupbind**

Getting the binding of a given thread only is supported.

**23.17.2.8 unsigned char hwloc\_topology\_cpupbind\_support::set\_proc\_cpupbind**

Binding a whole given process is supported.

**23.17.2.9 unsigned char hwloc\_topology\_cpupbind\_support::set\_thisproc\_cpupbind**

Binding the whole current process is supported.

**23.17.2.10 unsigned char hwloc\_topology\_cpupbind\_support::set\_thisthread\_cpupbind**

Binding the current thread only is supported.

**23.17.2.11 unsigned char hwloc\_topology\_cpupbind\_support::set\_thread\_cpupbind**

Binding a given thread only is supported.

The documentation for this struct was generated from the following file:

- hwloc.h

## 23.18 hwloc\_topology\_diff\_u::hwloc\_topology\_diff\_generic\_s Struct Reference

```
#include <diff.h>
```

### Data Fields

- [hwloc\\_topology\\_diff\\_type\\_t](#) type
- union [hwloc\\_topology\\_diff\\_u](#) \* next

### 23.18.1 Field Documentation

**23.18.1.1** union [hwloc\\_topology\\_diff\\_u](#)\* [hwloc\\_topology\\_diff\\_u::hwloc\\_topology\\_diff\\_generic\\_s::next](#) [`write`]

**23.18.1.2** [hwloc\\_topology\\_diff\\_type\\_t](#) [hwloc\\_topology\\_diff\\_u::hwloc\\_topology\\_diff\\_generic\\_s::type](#)

The documentation for this struct was generated from the following file:

- [diff.h](#)

## 23.19 hwloc\_topology\_diff\_obj\_attr\_u::hwloc\_topology\_diff\_obj\_attr\_generic\_s Struct Reference

```
#include <diff.h>
```

### Data Fields

- [hwloc\\_topology\\_diff\\_obj\\_attr\\_type\\_t](#) type

### 23.19.1 Field Documentation

#### 23.19.1.1 hwloc\_topology\_diff\_obj\_attr\_type\_t hwloc\_topology\_diff\_obj\_attr\_u::hwloc\_topology\_diff\_obj\_attr\_generic\_s::type

The documentation for this struct was generated from the following file:

- diff.h



## 23.20 hwloc\_topology\_diff\_u::hwloc\_topology\_diff\_obj\_attr\_s Struct Reference

```
#include <diff.h>
```

### Data Fields

- [hwloc\\_topology\\_diff\\_type\\_t](#) type
- union [hwloc\\_topology\\_diff\\_u](#) \* next
- int obj\_depth
- unsigned obj\_index
- union [hwloc\\_topology\\_diff\\_obj\\_attr\\_u](#) diff

### 23.20.1 Field Documentation

**23.20.1.1** union [hwloc\\_topology\\_diff\\_obj\\_attr\\_u](#) [hwloc\\_topology\\_diff\\_u::hwloc\\_topology\\_diff\\_obj\\_attr\\_s::diff](#) [`write`]

**23.20.1.2** union [hwloc\\_topology\\_diff\\_u\\*](#) [hwloc\\_topology\\_diff\\_u::hwloc\\_topology\\_diff\\_obj\\_attr\\_s::next](#) [`write`]

**23.20.1.3** int [hwloc\\_topology\\_diff\\_u::hwloc\\_topology\\_diff\\_obj\\_attr\\_s::obj\\_depth](#)

**23.20.1.4** unsigned [hwloc\\_topology\\_diff\\_u::hwloc\\_topology\\_diff\\_obj\\_attr\\_s::obj\\_index](#)

**23.20.1.5** [hwloc\\_topology\\_diff\\_type\\_t](#) [hwloc\\_topology\\_diff\\_u::hwloc\\_topology\\_diff\\_obj\\_attr\\_s::type](#)

The documentation for this struct was generated from the following file:

- [diff.h](#)

## 23.21 hwloc\_topology\_diff\_obj\_attr\_u::hwloc\_topology\_diff\_obj\_attr\_string\_s Struct Reference

String attribute modification with an optional name.

```
#include <diff.h>
```

### Data Fields

- [hwloc\\_topology\\_diff\\_obj\\_attr\\_type\\_t](#) type
- char \* [name](#)
- char \* [oldvalue](#)
- char \* [newvalue](#)

### 23.21.1 Detailed Description

String attribute modification with an optional name.

### 23.21.2 Field Documentation

**23.21.2.1** char\* [hwloc\\_topology\\_diff\\_obj\\_attr\\_u::hwloc\\_topology\\_diff\\_obj\\_attr\\_string\\_s::name](#)

**23.21.2.2** char\* [hwloc\\_topology\\_diff\\_obj\\_attr\\_u::hwloc\\_topology\\_diff\\_obj\\_attr\\_string\\_s::newvalue](#)

**23.21.2.3** char\* [hwloc\\_topology\\_diff\\_obj\\_attr\\_u::hwloc\\_topology\\_diff\\_obj\\_attr\\_string\\_s::oldvalue](#)

**23.21.2.4** [hwloc\\_topology\\_diff\\_obj\\_attr\\_type\\_t](#) [hwloc\\_topology\\_diff\\_obj\\_attr\\_u::hwloc\\_topology\\_diff\\_obj\\_attr\\_string\\_s::type](#)

The documentation for this struct was generated from the following file:

- [diff.h](#)

## 23.22 hwloc\_topology\_diff\_obj\_attr\_u Union Reference

One object attribute difference.

```
#include <diff.h>
```

### Data Structures

- struct [hwloc\\_topology\\_diff\\_obj\\_attr\\_generic\\_s](#)
- struct [hwloc\\_topology\\_diff\\_obj\\_attr\\_string\\_s](#)  
*String attribute modification with an optional name.*
- struct [hwloc\\_topology\\_diff\\_obj\\_attr\\_uint64\\_s](#)  
*Integer attribute modification with an optional index.*

### Data Fields

- struct [hwloc\\_topology\\_diff\\_obj\\_attr\\_u::hwloc\\_topology\\_diff\\_obj\\_attr\\_generic\\_s](#) generic
- struct [hwloc\\_topology\\_diff\\_obj\\_attr\\_u::hwloc\\_topology\\_diff\\_obj\\_attr\\_uint64\\_s](#) uint64
- struct [hwloc\\_topology\\_diff\\_obj\\_attr\\_u::hwloc\\_topology\\_diff\\_obj\\_attr\\_string\\_s](#) string

#### 23.22.1 Detailed Description

One object attribute difference.

#### 23.22.2 Field Documentation

**23.22.2.1** struct [hwloc\\_topology\\_diff\\_obj\\_attr\\_u::hwloc\\_topology\\_diff\\_obj\\_attr\\_generic\\_s](#)  
[hwloc\\_topology\\_diff\\_obj\\_attr\\_u::generic](#)

**23.22.2.2** struct [hwloc\\_topology\\_diff\\_obj\\_attr\\_u::hwloc\\_topology\\_diff\\_obj\\_attr\\_string\\_s](#)  
[hwloc\\_topology\\_diff\\_obj\\_attr\\_u::string](#)

String attribute modification with an optional name.

**23.22.2.3** struct [hwloc\\_topology\\_diff\\_obj\\_attr\\_u::hwloc\\_topology\\_diff\\_obj\\_attr\\_uint64\\_s](#)  
[hwloc\\_topology\\_diff\\_obj\\_attr\\_u::uint64](#)

Integer attribute modification with an optional index.

The documentation for this union was generated from the following file:

- [diff.h](#)

## 23.23 hwloc\_topology\_diff\_obj\_attr\_u::hwloc\_topology\_diff\_obj\_attr\_uint64\_s Struct Reference

Integer attribute modification with an optional index.

```
#include <diff.h>
```

### Data Fields

- [hwloc\\_topology\\_diff\\_obj\\_attr\\_type\\_t](#) type
- [hwloc\\_uint64\\_t](#) [index](#)
- [hwloc\\_uint64\\_t](#) [oldvalue](#)
- [hwloc\\_uint64\\_t](#) [newvalue](#)

### 23.23.1 Detailed Description

Integer attribute modification with an optional index.

### 23.23.2 Field Documentation

**23.23.2.1** [hwloc\\_uint64\\_t](#) [hwloc\\_topology\\_diff\\_obj\\_attr\\_u::hwloc\\_topology\\_diff\\_obj\\_attr\\_uint64\\_s::index](#)

**23.23.2.2** [hwloc\\_uint64\\_t](#) [hwloc\\_topology\\_diff\\_obj\\_attr\\_u::hwloc\\_topology\\_diff\\_obj\\_attr\\_uint64\\_s::newvalue](#)

**23.23.2.3** [hwloc\\_uint64\\_t](#) [hwloc\\_topology\\_diff\\_obj\\_attr\\_u::hwloc\\_topology\\_diff\\_obj\\_attr\\_uint64\\_s::oldvalue](#)

**23.23.2.4** [hwloc\\_topology\\_diff\\_obj\\_attr\\_type\\_t](#) [hwloc\\_topology\\_diff\\_obj\\_attr\\_u::hwloc\\_topology\\_diff\\_obj\\_attr\\_uint64\\_s::type](#)

The documentation for this struct was generated from the following file:

- [diff.h](#)

## 23.24 hwloc\_topology\_diff\_u::hwloc\_topology\_diff\_too\_complex\_s Struct Reference

```
#include <diff.h>
```

### Data Fields

- [hwloc\\_topology\\_diff\\_type\\_t](#) type
- union [hwloc\\_topology\\_diff\\_u](#) \* next
- int [obj\\_depth](#)
- unsigned [obj\\_index](#)

### 23.24.1 Field Documentation

**23.24.1.1** union [hwloc\\_topology\\_diff\\_u](#)\* [hwloc\\_topology\\_diff\\_u::hwloc\\_topology\\_diff\\_too\\_complex\\_s::next](#) [`write`]

**23.24.1.2** int [hwloc\\_topology\\_diff\\_u::hwloc\\_topology\\_diff\\_too\\_complex\\_s::obj\\_depth](#)

**23.24.1.3** unsigned [hwloc\\_topology\\_diff\\_u::hwloc\\_topology\\_diff\\_too\\_complex\\_s::obj\\_index](#)

**23.24.1.4** [hwloc\\_topology\\_diff\\_type\\_t](#) [hwloc\\_topology\\_diff\\_u::hwloc\\_topology\\_diff\\_too\\_complex\\_s::type](#)

The documentation for this struct was generated from the following file:

- [diff.h](#)

## 23.25 hwloc\_topology\_diff\_u Union Reference

One element of a difference list between two topologies.

```
#include <diff.h>
```

### Data Structures

- struct [hwloc\\_topology\\_diff\\_generic\\_s](#)
- struct [hwloc\\_topology\\_diff\\_obj\\_attr\\_s](#)
- struct [hwloc\\_topology\\_diff\\_too\\_complex\\_s](#)

### Data Fields

- struct [hwloc\\_topology\\_diff\\_u::hwloc\\_topology\\_diff\\_generic\\_s](#) generic
- struct [hwloc\\_topology\\_diff\\_u::hwloc\\_topology\\_diff\\_obj\\_attr\\_s](#) obj\_attr
- struct [hwloc\\_topology\\_diff\\_u::hwloc\\_topology\\_diff\\_too\\_complex\\_s](#) too\_complex

### 23.25.1 Detailed Description

One element of a difference list between two topologies.

### 23.25.2 Field Documentation

**23.25.2.1** struct [hwloc\\_topology\\_diff\\_u::hwloc\\_topology\\_diff\\_generic\\_s](#)  
[hwloc\\_topology\\_diff\\_u::generic](#)

**23.25.2.2** struct [hwloc\\_topology\\_diff\\_u::hwloc\\_topology\\_diff\\_obj\\_attr\\_s](#)  
[hwloc\\_topology\\_diff\\_u::obj\\_attr](#)

**23.25.2.3** struct [hwloc\\_topology\\_diff\\_u::hwloc\\_topology\\_diff\\_too\\_complex\\_s](#)  
[hwloc\\_topology\\_diff\\_u::too\\_complex](#)

The documentation for this union was generated from the following file:

- [diff.h](#)

## 23.26 hwloc\_topology\_discovery\_support Struct Reference

Flags describing actual discovery support for this topology.

```
#include <hwloc.h>
```

### Data Fields

- unsigned char [pu](#)
- unsigned char [numa](#)
- unsigned char [numa\\_memory](#)
- unsigned char [disallowed\\_pu](#)
- unsigned char [disallowed\\_numa](#)

### 23.26.1 Detailed Description

Flags describing actual discovery support for this topology.

### 23.26.2 Field Documentation

#### 23.26.2.1 unsigned char hwloc\_topology\_discovery\_support::disallowed\_numa

Detecting and identifying NUMA nodes that are not available to the current process is supported.

#### 23.26.2.2 unsigned char hwloc\_topology\_discovery\_support::disallowed\_pu

Detecting and identifying PU objects that are not available to the current process is supported.

#### 23.26.2.3 unsigned char hwloc\_topology\_discovery\_support::numa

Detecting the number of NUMA nodes is supported.

#### 23.26.2.4 unsigned char hwloc\_topology\_discovery\_support::numa\_memory

Detecting the amount of memory in NUMA nodes is supported.

#### 23.26.2.5 unsigned char hwloc\_topology\_discovery\_support::pu

Detecting the number of PU objects is supported.

The documentation for this struct was generated from the following file:

- hwloc.h

## 23.27 hwloc\_topology\_membind\_support Struct Reference

Flags describing actual memory binding support for this topology.

```
#include <hwloc.h>
```

### Data Fields

- unsigned char [set\\_thisproc\\_membind](#)
- unsigned char [get\\_thisproc\\_membind](#)
- unsigned char [set\\_proc\\_membind](#)
- unsigned char [get\\_proc\\_membind](#)
- unsigned char [set\\_thisthread\\_membind](#)
- unsigned char [get\\_thisthread\\_membind](#)
- unsigned char [set\\_area\\_membind](#)
- unsigned char [get\\_area\\_membind](#)
- unsigned char [alloc\\_membind](#)
- unsigned char [firsttouch\\_membind](#)
- unsigned char [bind\\_membind](#)
- unsigned char [interleave\\_membind](#)
- unsigned char [nexttouch\\_membind](#)
- unsigned char [migrate\\_membind](#)
- unsigned char [get\\_area\\_memlocation](#)

### 23.27.1 Detailed Description

Flags describing actual memory binding support for this topology. A flag may be set even if the feature isn't supported in all cases (e.g. binding to random sets of non-contiguous objects).

### 23.27.2 Field Documentation

#### 23.27.2.1 unsigned char hwloc\_topology\_membind\_support::alloc\_membind

Allocating a bound memory area is supported.

#### 23.27.2.2 unsigned char hwloc\_topology\_membind\_support::bind\_membind

Bind policy is supported.

#### 23.27.2.3 unsigned char hwloc\_topology\_membind\_support::firsttouch\_membind

First-touch policy is supported.

#### 23.27.2.4 unsigned char hwloc\_topology\_membind\_support::get\_area\_membind

Getting the binding of a given memory area is supported.



**23.27.2.5 unsigned char hwloc\_topology\_mbind\_support::get\_area\_memlocation**

Getting the last NUMA nodes where a memory area was allocated is supported

**23.27.2.6 unsigned char hwloc\_topology\_mbind\_support::get\_proc\_mbind**

Getting the binding of a whole given process is supported.

**23.27.2.7 unsigned char hwloc\_topology\_mbind\_support::get\_thisproc\_mbind**

Getting the binding of the whole current process is supported.

**23.27.2.8 unsigned char hwloc\_topology\_mbind\_support::get\_thisthread\_mbind**

Getting the binding of the current thread only is supported.

**23.27.2.9 unsigned char hwloc\_topology\_mbind\_support::interleave\_mbind**

Interleave policy is supported.

**23.27.2.10 unsigned char hwloc\_topology\_mbind\_support::migrate\_mbind**

Migration flags is supported.

**23.27.2.11 unsigned char hwloc\_topology\_mbind\_support::nexttouch\_mbind**

Next-touch migration policy is supported.

**23.27.2.12 unsigned char hwloc\_topology\_mbind\_support::set\_area\_mbind**

Binding a given memory area is supported.

**23.27.2.13 unsigned char hwloc\_topology\_mbind\_support::set\_proc\_mbind**

Binding a whole given process is supported.

**23.27.2.14 unsigned char hwloc\_topology\_mbind\_support::set\_thisproc\_mbind**

Binding the whole current process is supported.

**23.27.2.15 unsigned char hwloc\_topology\_mbind\_support::set\_thisthread\_mbind**

Binding the current thread only is supported.

The documentation for this struct was generated from the following file:

- hwloc.h

## 23.28 hwloc\_topology\_support Struct Reference

Set of flags describing actual support for this topology.

```
#include <hwloc.h>
```

### Data Fields

- struct [hwloc\\_topology\\_discovery\\_support](#) \* [discovery](#)
- struct [hwloc\\_topology\\_cpubind\\_support](#) \* [cpubind](#)
- struct [hwloc\\_topology\\_membind\\_support](#) \* [membind](#)

### 23.28.1 Detailed Description

Set of flags describing actual support for this topology. This is retrieved with [hwloc\\_topology\\_get\\_support\(\)](#) and will be valid until the topology object is destroyed. Note: the values are correct only after discovery.

### 23.28.2 Field Documentation

**23.28.2.1** struct [hwloc\\_topology\\_cpubind\\_support](#)\* [hwloc\\_topology\\_support::cpubind](#) [read]

**23.28.2.2** struct [hwloc\\_topology\\_discovery\\_support](#)\* [hwloc\\_topology\\_support::discovery](#) [read]

**23.28.2.3** struct [hwloc\\_topology\\_membind\\_support](#)\* [hwloc\\_topology\\_support::membind](#) [read]

The documentation for this struct was generated from the following file:

- [hwloc.h](#)

# Index

- abi
  - hwloc\_component, 229
- Add or remove distances between objects, 182
- alloc\_membind
  - hwloc\_topology\_membind\_support, 260
- API version, 101
- arity
  - hwloc\_obj, 240
- associativity
  - hwloc\_obj\_attr\_u::hwloc\_cache\_attr\_s, 227
- attr
  - hwloc\_obj, 240
  
- bind\_membind
  - hwloc\_topology\_membind\_support, 260
- bridge
  - hwloc\_obj\_attr\_u, 245
- bus
  - hwloc\_cl\_device\_topology\_amd, 228
  - hwloc\_obj\_attr\_u::hwloc\_pcidev\_attr\_s, 248
  
- cache
  - hwloc\_obj\_attr\_u, 245
- Changing the Source of Topology Discovery, 130
- children
  - hwloc\_obj, 240
- class\_id
  - hwloc\_obj\_attr\_u::hwloc\_pcidev\_attr\_s, 248
- complete\_cpuset
  - hwloc\_obj, 240
- complete\_nodeset
  - hwloc\_obj, 240
- Components and Plugins: Core functions to be used by components, 215
- Components and Plugins: Discovery backends, 212
- Components and Plugins: Discovery components, 211
- Components and Plugins: Filtering objects, 218
- Components and Plugins: finding PCI objects during other discoveries, 221
- Components and Plugins: Generic components, 214
- Components and Plugins: helpers for PCI discovery, 219
- Consulting and Adding Key-Value Info Attributes, 118
  
- Converting between CPU sets and node sets, 158
- Converting between Object Types and Attributes, and Strings, 116
  
- count
  - hwloc\_obj\_attr\_u::hwloc\_numanode\_attr\_s::hwloc\_memory\_page\_type\_s, 237
- CPU and node sets of entire topologies, 155
- CPU binding, 119
- cpubind
  - hwloc\_topology\_support, 262
- cpuset
  - hwloc\_obj, 240
  
- data
  - hwloc\_cl\_device\_topology\_amd, 228
  - hwloc\_component, 229
- depth
  - hwloc\_obj, 241
  - hwloc\_obj\_attr\_u::hwloc\_bridge\_attr\_s, 225
  - hwloc\_obj\_attr\_u::hwloc\_cache\_attr\_s, 227
  - hwloc\_obj\_attr\_u::hwloc\_group\_attr\_s, 235
- dev
  - hwloc\_obj\_attr\_u::hwloc\_pcidev\_attr\_s, 248
- device
  - hwloc\_cl\_device\_topology\_amd, 228
- device\_id
  - hwloc\_obj\_attr\_u::hwloc\_pcidev\_attr\_s, 248
- diff
  - hwloc\_topology\_diff\_u::hwloc\_topology\_diff\_obj\_attr\_s, 253
- disable
  - hwloc\_backend, 223
- disallowed\_numa
  - hwloc\_topology\_discovery\_support, 259
- disallowed\_pu
  - hwloc\_topology\_discovery\_support, 259
- discover
  - hwloc\_backend, 223
- discovery
  - hwloc\_topology\_support, 262
- Distributing items over a topology, 154
- domain
  - hwloc\_obj\_attr\_u::hwloc\_bridge\_attr\_s, 225
  - hwloc\_obj\_attr\_u::hwloc\_pcidev\_attr\_s, 248
- dont\_merge

- hwloc\_obj\_attr\_u::hwloc\_group\_attr\_s, 235
- downstream
  - hwloc\_obj\_attr\_u::hwloc\_bridge\_attr\_s, 225
- downstream\_type
  - hwloc\_obj\_attr\_u::hwloc\_bridge\_attr\_s, 225
- enabled\_by\_default
  - hwloc\_disc\_component, 231
- excluded\_phases
  - hwloc\_disc\_component, 231
  - hwloc\_disc\_status, 233
- Exporting Topologies to Synthetic, 176
- Exporting Topologies to XML, 172
- finalize
  - hwloc\_component, 229
- Finding I/O objects, 159
- Finding Objects covering at least CPU set, 145
- Finding Objects inside a CPU set, 142
- Finding objects, miscellaneous helpers, 152
- first\_child
  - hwloc\_obj, 241
- firsttouch\_membind
  - hwloc\_topology\_membind\_support, 260
- flags
  - hwloc\_backend, 224
  - hwloc\_component, 229
  - hwloc\_disc\_status, 233
- func
  - hwloc\_obj\_attr\_u::hwloc\_pciddev\_attr\_s, 248
- function
  - hwloc\_cl\_device\_topology\_amd, 228
- generic
  - hwloc\_topology\_diff\_obj\_attr\_u, 255
  - hwloc\_topology\_diff\_u, 258
- get\_area\_membind
  - hwloc\_topology\_membind\_support, 260
- get\_area\_memlocation
  - hwloc\_topology\_membind\_support, 260
- get\_pci\_busid\_cpuset
  - hwloc\_backend, 224
- get\_proc\_cpubind
  - hwloc\_topology\_cpubind\_support, 249
- get\_proc\_last\_cpu\_location
  - hwloc\_topology\_cpubind\_support, 249
- get\_proc\_membind
  - hwloc\_topology\_membind\_support, 261
- get\_thisproc\_cpubind
  - hwloc\_topology\_cpubind\_support, 249
- get\_thisproc\_last\_cpu\_location
  - hwloc\_topology\_cpubind\_support, 249
- get\_thisproc\_membind
  - hwloc\_topology\_membind\_support, 261
- get\_thisthread\_cpubind
  - hwloc\_topology\_cpubind\_support, 249
- get\_thisthread\_last\_cpu\_location
  - hwloc\_topology\_cpubind\_support, 249
- get\_thisthread\_membind
  - hwloc\_topology\_membind\_support, 261
- get\_thread\_cpubind
  - hwloc\_topology\_cpubind\_support, 250
- gp\_index
  - hwloc\_obj, 241
- group
  - hwloc\_obj\_attr\_u, 245
- Helpers for consulting distance matrices, 181
- HWLOC\_ALLOW\_FLAG\_ALL
  - hwlocality\_tinker, 138
- HWLOC\_ALLOW\_FLAG\_CUSTOM
  - hwlocality\_tinker, 138
- HWLOC\_ALLOW\_FLAG\_LOCAL\_-
  - RESTRICTIONS
    - hwlocality\_tinker, 138
- HWLOC\_COMPONENT\_TYPE\_DISC
  - hwlocality\_generic\_components, 214
- HWLOC\_COMPONENT\_TYPE\_XML
  - hwlocality\_generic\_components, 214
- HWLOC\_CPUBIND\_NOMEMBIND
  - hwlocality\_cpubinding, 120
- HWLOC\_CPUBIND\_PROCESS
  - hwlocality\_cpubinding, 120
- HWLOC\_CPUBIND\_STRICT
  - hwlocality\_cpubinding, 120
- HWLOC\_CPUBIND\_THREAD
  - hwlocality\_cpubinding, 120
- HWLOC\_DISC\_PHASE\_ANNOTATE
  - hwlocality\_disc\_backends, 213
- HWLOC\_DISC\_PHASE\_CPU
  - hwlocality\_disc\_backends, 212
- HWLOC\_DISC\_PHASE\_GLOBAL
  - hwlocality\_disc\_backends, 212
- HWLOC\_DISC\_PHASE\_IO
  - hwlocality\_disc\_backends, 213
- HWLOC\_DISC\_PHASE\_MEMORY
  - hwlocality\_disc\_backends, 213
- HWLOC\_DISC\_PHASE\_MISC
  - hwlocality\_disc\_backends, 213
- HWLOC\_DISC\_PHASE\_PCI
  - hwlocality\_disc\_backends, 213
- HWLOC\_DISC\_PHASE\_TWEAK
  - hwlocality\_disc\_backends, 213
- HWLOC\_DISC\_STATUS\_FLAG\_GOT\_-
  - ALLOWED\_RESOURCES
    - hwlocality\_disc\_backends, 213
- HWLOC\_DISTANCES\_ADD\_FLAG\_GROUP
  - hwlocality\_distances\_add, 182

- HWLOC\_DISTANCES\_ADD\_FLAG\_GROUP\_-  
INACCURATE
  - hwlocality\_distances\_add, 182
- HWLOC\_DISTANCES\_KIND\_FROM\_OS
  - hwlocality\_distances\_get, 178
- HWLOC\_DISTANCES\_KIND\_FROM\_USER
  - hwlocality\_distances\_get, 178
- HWLOC\_DISTANCES\_KIND\_-  
HETEROGENEOUS\_TYPES
  - hwlocality\_distances\_get, 179
- HWLOC\_DISTANCES\_KIND\_MEANS\_-  
BANDWIDTH
  - hwlocality\_distances\_get, 178
- HWLOC\_DISTANCES\_KIND\_MEANS\_-  
LATENCY
  - hwlocality\_distances\_get, 178
- HWLOC\_DISTRIB\_FLAG\_REVERSE
  - hwlocality\_helper\_distribute, 154
- HWLOC\_MEMBIND\_BIND
  - hwlocality\_membinding, 125
- HWLOC\_MEMBIND\_BYNODESET
  - hwlocality\_membinding, 125
- HWLOC\_MEMBIND\_DEFAULT
  - hwlocality\_membinding, 125
- HWLOC\_MEMBIND\_FIRSTTOUCH
  - hwlocality\_membinding, 125
- HWLOC\_MEMBIND\_INTERLEAVE
  - hwlocality\_membinding, 125
- HWLOC\_MEMBIND\_MIGRATE
  - hwlocality\_membinding, 125
- HWLOC\_MEMBIND\_MIXED
  - hwlocality\_membinding, 125
- HWLOC\_MEMBIND\_NEXTTOUCH
  - hwlocality\_membinding, 125
- HWLOC\_MEMBIND\_NOCPUBIND
  - hwlocality\_membinding, 125
- HWLOC\_MEMBIND\_PROCESS
  - hwlocality\_membinding, 124
- HWLOC\_MEMBIND\_STRICT
  - hwlocality\_membinding, 125
- HWLOC\_MEMBIND\_THREAD
  - hwlocality\_membinding, 124
- HWLOC\_OBJ\_BRIDGE
  - hwlocality\_object\_types, 106
- HWLOC\_OBJ\_BRIDGE\_HOST
  - hwlocality\_object\_types, 105
- HWLOC\_OBJ\_BRIDGE\_PCI
  - hwlocality\_object\_types, 105
- HWLOC\_OBJ\_CACHE\_DATA
  - hwlocality\_object\_types, 105
- HWLOC\_OBJ\_CACHE\_INSTRUCTION
  - hwlocality\_object\_types, 105
- HWLOC\_OBJ\_CACHE\_UNIFIED
  - hwlocality\_object\_types, 105
- HWLOC\_OBJ\_CORE
  - hwlocality\_object\_types, 106
- HWLOC\_OBJ\_DIE
  - hwlocality\_object\_types, 107
- HWLOC\_OBJ\_GROUP
  - hwlocality\_object\_types, 106
- HWLOC\_OBJ\_L1CACHE
  - hwlocality\_object\_types, 106
- HWLOC\_OBJ\_L1ICACHE
  - hwlocality\_object\_types, 106
- HWLOC\_OBJ\_L2CACHE
  - hwlocality\_object\_types, 106
- HWLOC\_OBJ\_L2ICACHE
  - hwlocality\_object\_types, 106
- HWLOC\_OBJ\_L3CACHE
  - hwlocality\_object\_types, 106
- HWLOC\_OBJ\_L3ICACHE
  - hwlocality\_object\_types, 106
- HWLOC\_OBJ\_L4CACHE
  - hwlocality\_object\_types, 106
- HWLOC\_OBJ\_L5CACHE
  - hwlocality\_object\_types, 106
- HWLOC\_OBJ\_MACHINE
  - hwlocality\_object\_types, 106
- HWLOC\_OBJ\_MEMCACHE
  - hwlocality\_object\_types, 107
- HWLOC\_OBJ\_MISC
  - hwlocality\_object\_types, 107
- HWLOC\_OBJ\_NUMANODE
  - hwlocality\_object\_types, 106
- HWLOC\_OBJ\_OS\_DEVICE
  - hwlocality\_object\_types, 107
- HWLOC\_OBJ\_OSDEV\_BLOCK
  - hwlocality\_object\_types, 105
- HWLOC\_OBJ\_OSDEV\_COPROC
  - hwlocality\_object\_types, 105
- HWLOC\_OBJ\_OSDEV\_DMA
  - hwlocality\_object\_types, 105
- HWLOC\_OBJ\_OSDEV\_GPU
  - hwlocality\_object\_types, 105
- HWLOC\_OBJ\_OSDEV\_NETWORK
  - hwlocality\_object\_types, 105
- HWLOC\_OBJ\_OSDEV\_OPENFABRICS
  - hwlocality\_object\_types, 105
- HWLOC\_OBJ\_PACKAGE
  - hwlocality\_object\_types, 106
- HWLOC\_OBJ\_PCI\_DEVICE
  - hwlocality\_object\_types, 106
- HWLOC\_OBJ\_PU
  - hwlocality\_object\_types, 106
- HWLOC\_OBJ\_TYPE\_MAX
  - hwlocality\_object\_types, 107
- HWLOC\_RESTRICT\_FLAG\_ADAPT\_IO
  - hwlocality\_tinker, 139

- HWLOC\_RESTRICT\_FLAG\_ADAPT\_MISC
  - hwlocality\_tinker, 139
- HWLOC\_RESTRICT\_FLAG\_BYNODESET
  - hwlocality\_tinker, 138
- HWLOC\_RESTRICT\_FLAG\_REMOVE\_-  
CPULESS
  - hwlocality\_tinker, 138
- HWLOC\_RESTRICT\_FLAG\_REMOVE\_-  
MEMLESS
  - hwlocality\_tinker, 139
- HWLOC\_TOPOLOGY\_COMPONENTS\_FLAG\_-  
BLACKLIST
  - hwlocality\_setsource, 130
- HWLOC\_TOPOLOGY\_DIFF\_APPLY\_REVERSE
  - hwlocality\_diff, 205
- HWLOC\_TOPOLOGY\_DIFF\_OBJ\_ATTR
  - hwlocality\_diff, 206
- HWLOC\_TOPOLOGY\_DIFF\_OBJ\_ATTR\_INFO
  - hwlocality\_diff, 206
- HWLOC\_TOPOLOGY\_DIFF\_OBJ\_ATTR\_-  
NAME
  - hwlocality\_diff, 205
- HWLOC\_TOPOLOGY\_DIFF\_OBJ\_ATTR\_SIZE
  - hwlocality\_diff, 205
- HWLOC\_TOPOLOGY\_DIFF\_TOO\_COMPLEX
  - hwlocality\_diff, 206
- HWLOC\_TOPOLOGY\_EXPORT\_-  
SYNTHETIC\_FLAG\_IGNORE\_-  
MEMORY
  - hwlocality\_syntheticexport, 176
- HWLOC\_TOPOLOGY\_EXPORT\_-  
SYNTHETIC\_FLAG\_NO\_ATTRS
  - hwlocality\_syntheticexport, 176
- HWLOC\_TOPOLOGY\_EXPORT\_-  
SYNTHETIC\_FLAG\_NO\_-  
EXTENDED\_TYPES
  - hwlocality\_syntheticexport, 176
- HWLOC\_TOPOLOGY\_EXPORT\_-  
SYNTHETIC\_FLAG\_V1
  - hwlocality\_syntheticexport, 176
- HWLOC\_TOPOLOGY\_EXPORT\_XML\_FLAG\_-  
V1
  - hwlocality\_xmlexport, 172
- HWLOC\_TOPOLOGY\_FLAG\_INCLUDE\_-  
DISALLOWED
  - hwlocality\_configuration, 134
- HWLOC\_TOPOLOGY\_FLAG\_IS\_THISSYSTEM
  - hwlocality\_configuration, 134
- HWLOC\_TOPOLOGY\_FLAG\_THISSYSTEM\_-  
ALLOWED\_RESOURCES
  - hwlocality\_configuration, 134
- HWLOC\_TYPE\_DEPTH\_BRIDGE
  - hwlocality\_levels, 112
- HWLOC\_TYPE\_DEPTH\_MEMCACHE
  - hwlocality\_levels, 112
- HWLOC\_TYPE\_DEPTH\_MISC
  - hwlocality\_levels, 112
- HWLOC\_TYPE\_DEPTH\_MULTIPLE
  - hwlocality\_levels, 112
- HWLOC\_TYPE\_DEPTH\_NUMANODE
  - hwlocality\_levels, 112
- HWLOC\_TYPE\_DEPTH\_OS\_DEVICE
  - hwlocality\_levels, 112
- HWLOC\_TYPE\_DEPTH\_PCI\_DEVICE
  - hwlocality\_levels, 112
- HWLOC\_TYPE\_DEPTH\_UNKNOWN
  - hwlocality\_levels, 112
- HWLOC\_TYPE\_FILTER\_KEEP\_ALL
  - hwlocality\_configuration, 135
- HWLOC\_TYPE\_FILTER\_KEEP\_IMPORTANT
  - hwlocality\_configuration, 135
- HWLOC\_TYPE\_FILTER\_KEEP\_NONE
  - hwlocality\_configuration, 135
- HWLOC\_TYPE\_FILTER\_KEEP\_STRUCTURE
  - hwlocality\_configuration, 135
- HWLOC\_TYPE\_UNORDERED
  - hwlocality\_object\_types, 105
- hwloc\_\_insert\_object\_by\_cpuset
  - hwlocality\_components\_core\_funcs, 215
- hwloc\_alloc
  - hwlocality\_membinding, 126
- hwloc\_alloc\_membind
  - hwlocality\_membinding, 126
- hwloc\_alloc\_membind\_policy
  - hwlocality\_membinding, 126
- hwloc\_alloc\_setup\_object
  - hwlocality\_components\_core\_funcs, 215
- hwloc\_allow\_flags\_e
  - hwlocality\_tinker, 138
- HWLOC\_API\_VERSION
  - hwlocality\_api\_version, 101
- hwloc\_backend, 223
  - disable, 223
  - discover, 223
  - flags, 224
  - get\_pci\_busid\_cpuset, 224
  - is\_thissystem, 224
  - phases, 224
  - private\_data, 224
- hwloc\_backend\_alloc
  - hwlocality\_disc\_backends, 213
- hwloc\_backend\_enable
  - hwlocality\_disc\_backends, 213
- hwloc\_bitmap\_allbut
  - hwlocality\_bitmap, 163
- hwloc\_bitmap\_alloc
  - hwlocality\_bitmap, 163
- hwloc\_bitmap\_alloc\_full

- hwlocality\_bitmap, 163
- hwloc\_bitmap\_and
  - hwlocality\_bitmap, 163
- hwloc\_bitmap\_andnot
  - hwlocality\_bitmap, 164
- hwloc\_bitmap\_asprintf
  - hwlocality\_bitmap, 164
- hwloc\_bitmap\_clr
  - hwlocality\_bitmap, 164
- hwloc\_bitmap\_clr\_range
  - hwlocality\_bitmap, 164
- hwloc\_bitmap\_compare
  - hwlocality\_bitmap, 164
- hwloc\_bitmap\_compare\_first
  - hwlocality\_bitmap, 164
- hwloc\_bitmap\_copy
  - hwlocality\_bitmap, 165
- hwloc\_bitmap\_dup
  - hwlocality\_bitmap, 165
- hwloc\_bitmap\_fill
  - hwlocality\_bitmap, 165
- hwloc\_bitmap\_first
  - hwlocality\_bitmap, 165
- hwloc\_bitmap\_first\_unset
  - hwlocality\_bitmap, 165
- hwloc\_bitmap\_foreach\_begin
  - hwlocality\_bitmap, 163
- hwloc\_bitmap\_foreach\_end
  - hwlocality\_bitmap, 163
- hwloc\_bitmap\_free
  - hwlocality\_bitmap, 165
- hwloc\_bitmap\_from\_ith\_ulong
  - hwlocality\_bitmap, 166
- hwloc\_bitmap\_from\_ulong
  - hwlocality\_bitmap, 166
- hwloc\_bitmap\_from\_ulongs
  - hwlocality\_bitmap, 166
- hwloc\_bitmap\_intersects
  - hwlocality\_bitmap, 166
- hwloc\_bitmap\_isequal
  - hwlocality\_bitmap, 166
- hwloc\_bitmap\_isfull
  - hwlocality\_bitmap, 166
- hwloc\_bitmap\_isincluded
  - hwlocality\_bitmap, 166
- hwloc\_bitmap\_isset
  - hwlocality\_bitmap, 167
- hwloc\_bitmap\_iszero
  - hwlocality\_bitmap, 167
- hwloc\_bitmap\_last
  - hwlocality\_bitmap, 167
- hwloc\_bitmap\_last\_unset
  - hwlocality\_bitmap, 167
- hwloc\_bitmap\_list\_asprintf
  - hwlocality\_bitmap, 167
- hwloc\_bitmap\_list\_snprintf
  - hwlocality\_bitmap, 167
- hwloc\_bitmap\_list\_sscanf
  - hwlocality\_bitmap, 168
- hwloc\_bitmap\_next
  - hwlocality\_bitmap, 168
- hwloc\_bitmap\_next\_unset
  - hwlocality\_bitmap, 168
- hwloc\_bitmap\_not
  - hwlocality\_bitmap, 168
- hwloc\_bitmap\_nr\_ulongs
  - hwlocality\_bitmap, 168
- hwloc\_bitmap\_only
  - hwlocality\_bitmap, 169
- hwloc\_bitmap\_or
  - hwlocality\_bitmap, 169
- hwloc\_bitmap\_set
  - hwlocality\_bitmap, 169
- hwloc\_bitmap\_set\_ith\_ulong
  - hwlocality\_bitmap, 169
- hwloc\_bitmap\_set\_range
  - hwlocality\_bitmap, 169
- hwloc\_bitmap\_singlify
  - hwlocality\_bitmap, 169
- hwloc\_bitmap\_snprintf
  - hwlocality\_bitmap, 169
- hwloc\_bitmap\_sscanf
  - hwlocality\_bitmap, 170
- hwloc\_bitmap\_t
  - hwlocality\_bitmap, 163
- hwloc\_bitmap\_taskset\_asprintf
  - hwlocality\_bitmap, 170
- hwloc\_bitmap\_taskset\_snprintf
  - hwlocality\_bitmap, 170
- hwloc\_bitmap\_taskset\_sscanf
  - hwlocality\_bitmap, 170
- hwloc\_bitmap\_to\_ith\_ulong
  - hwlocality\_bitmap, 170
- hwloc\_bitmap\_to\_ulong
  - hwlocality\_bitmap, 170
- hwloc\_bitmap\_to\_ulongs
  - hwlocality\_bitmap, 170
- hwloc\_bitmap\_weight
  - hwlocality\_bitmap, 171
- hwloc\_bitmap\_xor
  - hwlocality\_bitmap, 171
- hwloc\_bitmap\_zero
  - hwlocality\_bitmap, 171
- hwloc\_bridge\_covers\_pcibus
  - hwlocality\_advanced\_io, 159
- hwloc\_cl\_device\_topology\_amd, 228
  - bus, 228
  - data, 228

- device, 228
- function, 228
- pcie, 228
- raw, 228
- type, 228
- unused, 228
- hwloc\_compare\_types
  - hwlocality\_object\_types, 107
- hwloc\_compare\_types\_e
  - hwlocality\_object\_types, 105
- hwloc\_component, 229
  - abi, 229
  - data, 229
  - finalize, 229
  - flags, 229
  - init, 229
  - type, 230
- HWLOC\_COMPONENT\_ABI
  - hwlocality\_api\_version, 101
- hwloc\_component\_type\_e
  - hwlocality\_generic\_components, 214
- hwloc\_component\_type\_t
  - hwlocality\_generic\_components, 214
- hwloc\_const\_bitmap\_t
  - hwlocality\_bitmap, 163
- hwloc\_const\_cpuset\_t
  - hwlocality\_object\_sets, 103
- hwloc\_const\_noderset\_t
  - hwlocality\_object\_sets, 103
- hwloc\_cpubind\_flags\_t
  - hwlocality\_cpubinding, 120
- hwloc\_cpuset\_from\_glibc\_sched\_affinity
  - hwlocality\_glibc\_sched, 190
- hwloc\_cpuset\_from\_linux\_libnuma\_bitmask
  - hwlocality\_linux\_libnuma\_bitmask, 188
- hwloc\_cpuset\_from\_linux\_libnuma\_ulongs
  - hwlocality\_linux\_libnuma\_ulongs, 186
- hwloc\_cpuset\_from\_noderset
  - hwlocality\_helper\_noderset\_convert, 158
- hwloc\_cpuset\_t
  - hwlocality\_object\_sets, 103
- hwloc\_cpuset\_to\_glibc\_sched\_affinity
  - hwlocality\_glibc\_sched, 190
- hwloc\_cpuset\_to\_linux\_libnuma\_bitmask
  - hwlocality\_linux\_libnuma\_bitmask, 188
- hwloc\_cpuset\_to\_linux\_libnuma\_ulongs
  - hwlocality\_linux\_libnuma\_ulongs, 186
- hwloc\_cpuset\_to\_noderset
  - hwlocality\_helper\_noderset\_convert, 158
- hwloc\_cuda\_get\_device\_cpuset
  - hwlocality\_cuda, 193
- hwloc\_cuda\_get\_device\_osdev
  - hwlocality\_cuda, 193
- hwloc\_cuda\_get\_device\_osdev\_by\_index
  - hwlocality\_cuda, 193
- hwloc\_cuda\_get\_device\_pci\_ids
  - hwlocality\_cuda, 194
- hwloc\_cuda\_get\_device\_pcidev
  - hwlocality\_cuda, 194
- hwloc\_cudart\_get\_device\_cpuset
  - hwlocality\_cudart, 195
- hwloc\_cudart\_get\_device\_osdev\_by\_index
  - hwlocality\_cudart, 195
- hwloc\_cudart\_get\_device\_pci\_ids
  - hwlocality\_cudart, 195
- hwloc\_cudart\_get\_device\_pcidev
  - hwlocality\_cudart, 196
- hwloc\_disc\_component, 231
  - enabled\_by\_default, 231
  - excluded\_phases, 231
  - instantiate, 231
  - name, 231
  - phases, 231
  - priority, 232
- hwloc\_disc\_phase\_e
  - hwlocality\_disc\_backends, 212
- hwloc\_disc\_phase\_t
  - hwlocality\_disc\_backends, 212
- hwloc\_disc\_status, 233
  - excluded\_phases, 233
  - flags, 233
  - phase, 233
- hwloc\_disc\_status\_flag\_e
  - hwlocality\_disc\_backends, 213
- hwloc\_distances\_add
  - hwlocality\_distances\_add, 182
- hwloc\_distances\_add\_flag\_e
  - hwlocality\_distances\_add, 182
- hwloc\_distances\_get
  - hwlocality\_distances\_get, 179
- hwloc\_distances\_get\_by\_depth
  - hwlocality\_distances\_get, 179
- hwloc\_distances\_get\_by\_name
  - hwlocality\_distances\_get, 179
- hwloc\_distances\_get\_by\_type
  - hwlocality\_distances\_get, 179
- hwloc\_distances\_get\_name
  - hwlocality\_distances\_get, 179
- hwloc\_distances\_kind\_e
  - hwlocality\_distances\_get, 178
- hwloc\_distances\_obj\_index
  - hwlocality\_distances\_consult, 181
- hwloc\_distances\_obj\_pair\_values
  - hwlocality\_distances\_consult, 181
- hwloc\_distances\_release
  - hwlocality\_distances\_get, 180
- hwloc\_distances\_release\_remove
  - hwlocality\_distances\_add, 182



- hwloc\_distances\_remove
  - hwlocality\_distances\_add, 183
- hwloc\_distances\_remove\_by\_depth
  - hwlocality\_distances\_add, 183
- hwloc\_distances\_remove\_by\_type
  - hwlocality\_distances\_add, 183
- hwloc\_distances\_s, 234
  - kind, 234
  - nbobjs, 234
  - objs, 234
  - values, 234
- hwloc\_distrib
  - hwlocality\_helper\_distribute, 154
- hwloc\_distrib\_flags\_e
  - hwlocality\_helper\_distribute, 154
- hwloc\_export\_obj\_userdata
  - hwlocality\_xmlexport, 172
- hwloc\_export\_obj\_userdata\_base64
  - hwlocality\_xmlexport, 173
- hwloc\_filter\_check\_keep\_object
  - hwlocality\_components\_filtering, 218
- hwloc\_filter\_check\_keep\_object\_type
  - hwlocality\_components\_filtering, 218
- hwloc\_filter\_check\_osdev\_subtype\_important
  - hwlocality\_components\_filtering, 218
- hwloc\_filter\_check\_pcidev\_subtype\_important
  - hwlocality\_components\_filtering, 218
- hwloc\_free
  - hwlocality\_membinding, 126
- hwloc\_free\_xmlbuffer
  - hwlocality\_xmlexport, 173
- hwloc\_get\_ancestor\_obj\_by\_depth
  - hwlocality\_helper\_ancestors, 147
- hwloc\_get\_ancestor\_obj\_by\_type
  - hwlocality\_helper\_ancestors, 147
- hwloc\_get\_api\_version
  - hwlocality\_api\_version, 102
- hwloc\_get\_area\_membind
  - hwlocality\_membinding, 126
- hwloc\_get\_area\_memlocation
  - hwlocality\_membinding, 127
- hwloc\_get\_cache\_covering\_cpuset
  - hwlocality\_helper\_find\_cache, 151
- hwloc\_get\_cache\_type\_depth
  - hwlocality\_helper\_find\_cache, 151
- hwloc\_get\_child\_covering\_cpuset
  - hwlocality\_helper\_find\_covering, 145
- hwloc\_get\_closest\_objs
  - hwlocality\_helper\_find\_misc, 152
- hwloc\_get\_common\_ancestor\_obj
  - hwlocality\_helper\_ancestors, 147
- hwloc\_get\_cpubind
  - hwlocality\_cpubinding, 121
- hwloc\_get\_depth\_type
  - hwlocality\_levels, 113
- hwloc\_get\_first\_largest\_obj\_inside\_cpuset
  - hwlocality\_helper\_find\_inside, 142
- hwloc\_get\_largest\_objs\_inside\_cpuset
  - hwlocality\_helper\_find\_inside, 142
- hwloc\_get\_last\_cpu\_location
  - hwlocality\_cpubinding, 121
- hwloc\_get\_membind
  - hwlocality\_membinding, 127
- hwloc\_get\_memory\_parents\_depth
  - hwlocality\_levels, 113
- hwloc\_get\_nbobjs\_by\_depth
  - hwlocality\_levels, 113
- hwloc\_get\_nbobjs\_by\_type
  - hwlocality\_levels, 113
- hwloc\_get\_nbobjs\_inside\_cpuset\_by\_depth
  - hwlocality\_helper\_find\_inside, 142
- hwloc\_get\_nbobjs\_inside\_cpuset\_by\_type
  - hwlocality\_helper\_find\_inside, 143
- hwloc\_get\_next\_bridge
  - hwlocality\_advanced\_io, 159
- hwloc\_get\_next\_child
  - hwlocality\_helper\_ancestors, 147
- hwloc\_get\_next\_obj\_by\_depth
  - hwlocality\_levels, 113
- hwloc\_get\_next\_obj\_by\_type
  - hwlocality\_levels, 113
- hwloc\_get\_next\_obj\_covering\_cpuset\_by\_depth
  - hwlocality\_helper\_find\_covering, 145
- hwloc\_get\_next\_obj\_covering\_cpuset\_by\_type
  - hwlocality\_helper\_find\_covering, 145
- hwloc\_get\_next\_obj\_inside\_cpuset\_by\_depth
  - hwlocality\_helper\_find\_inside, 143
- hwloc\_get\_next\_obj\_inside\_cpuset\_by\_type
  - hwlocality\_helper\_find\_inside, 143
- hwloc\_get\_next\_osdev
  - hwlocality\_advanced\_io, 159
- hwloc\_get\_next\_pcidev
  - hwlocality\_advanced\_io, 159
- hwloc\_get\_non\_io\_ancestor\_obj
  - hwlocality\_advanced\_io, 159
- hwloc\_get\_numanode\_obj\_by\_os\_index
  - hwlocality\_helper\_find\_misc, 152
- hwloc\_get\_obj\_below\_array\_by\_type
  - hwlocality\_helper\_find\_misc, 152
- hwloc\_get\_obj\_below\_by\_type
  - hwlocality\_helper\_find\_misc, 153
- hwloc\_get\_obj\_by\_depth
  - hwlocality\_levels, 113
- hwloc\_get\_obj\_by\_type
  - hwlocality\_levels, 114
- hwloc\_get\_obj\_covering\_cpuset
  - hwlocality\_helper\_find\_covering, 146
- hwloc\_get\_obj\_index\_inside\_cpuset

- hwlocality\_helper\_find\_inside, 143
- hwloc\_get\_obj\_inside\_cpuset\_by\_depth
  - hwlocality\_helper\_find\_inside, 144
- hwloc\_get\_obj\_inside\_cpuset\_by\_type
  - hwlocality\_helper\_find\_inside, 144
- hwloc\_get\_pcidev\_by\_busid
  - hwlocality\_advanced\_io, 160
- hwloc\_get\_pcidev\_by\_busidstring
  - hwlocality\_advanced\_io, 160
- hwloc\_get\_proc\_cpupbind
  - hwlocality\_cpupbinding, 121
- hwloc\_get\_proc\_last\_cpu\_location
  - hwlocality\_cpupbinding, 121
- hwloc\_get\_proc\_membind
  - hwlocality\_membinding, 128
- hwloc\_get\_pu\_obj\_by\_os\_index
  - hwlocality\_helper\_find\_misc, 153
- hwloc\_get\_root\_obj
  - hwlocality\_levels, 114
- hwloc\_get\_shared\_cache\_covering\_obj
  - hwlocality\_helper\_find\_cache, 151
- hwloc\_get\_thread\_cpupbind
  - hwlocality\_cpupbinding, 121
- hwloc\_get\_type\_depth
  - hwlocality\_levels, 114
- hwloc\_get\_type\_depth\_e
  - hwlocality\_levels, 112
- hwloc\_get\_type\_or\_above\_depth
  - hwlocality\_levels, 114
- hwloc\_get\_type\_or\_below\_depth
  - hwlocality\_levels, 114
- hwloc\_gl\_get\_display\_by\_osdev
  - hwlocality\_gl, 199
- hwloc\_gl\_get\_display\_osdev\_by\_name
  - hwlocality\_gl, 199
- hwloc\_gl\_get\_display\_osdev\_by\_port\_device
  - hwlocality\_gl, 199
- hwloc\_hide\_errors
  - hwlocality\_components\_core\_funcs, 215
- hwloc\_ibv\_get\_device\_cpuset
  - hwlocality\_openfabrics, 202
- hwloc\_ibv\_get\_device\_osdev
  - hwlocality\_openfabrics, 202
- hwloc\_ibv\_get\_device\_osdev\_by\_name
  - hwlocality\_openfabrics, 202
- hwloc\_info\_s, 236
  - name, 236
  - value, 236
- hwloc\_insert\_object\_by\_cpuset
  - hwlocality\_components\_core\_funcs, 215
- hwloc\_insert\_object\_by\_parent
  - hwlocality\_components\_core\_funcs, 216
- hwloc\_intel\_mic\_get\_device\_cpuset
  - hwlocality\_intel\_mic, 201
- hwloc\_intel\_mic\_get\_device\_osdev\_by\_index
  - hwlocality\_intel\_mic, 201
- hwloc\_linux\_get\_tid\_cpupbind
  - hwlocality\_linux, 184
- hwloc\_linux\_get\_tid\_last\_cpu\_location
  - hwlocality\_linux, 184
- hwloc\_linux\_read\_path\_as\_cpumask
  - hwlocality\_linux, 184
- hwloc\_linux\_set\_tid\_cpupbind
  - hwlocality\_linux, 184
- hwloc\_membind\_flags\_t
  - hwlocality\_membinding, 124
- hwloc\_membind\_policy\_t
  - hwlocality\_membinding, 125
- hwloc\_nodeset\_from\_linux\_libnuma\_bitmask
  - hwlocality\_linux\_libnuma\_bitmask, 188
- hwloc\_nodeset\_from\_linux\_libnuma\_ulongs
  - hwlocality\_linux\_libnuma\_ulongs, 186
- hwloc\_nodeset\_t
  - hwlocality\_object\_sets, 103
- hwloc\_nodeset\_to\_linux\_libnuma\_bitmask
  - hwlocality\_linux\_libnuma\_bitmask, 188
- hwloc\_nodeset\_to\_linux\_libnuma\_ulongs
  - hwlocality\_linux\_libnuma\_ulongs, 187
- hwloc\_nvml\_get\_device\_cpuset
  - hwlocality\_nvml, 197
- hwloc\_nvml\_get\_device\_osdev
  - hwlocality\_nvml, 197
- hwloc\_nvml\_get\_device\_osdev\_by\_index
  - hwlocality\_nvml, 197
- hwloc\_obj, 239
  - arity, 240
  - attr, 240
  - children, 240
  - complete\_cpuset, 240
  - complete\_nodeset, 240
  - cpuset, 240
  - depth, 241
  - first\_child, 241
  - gp\_index, 241
  - infos, 241
  - infos\_count, 241
  - io\_arity, 241
  - io\_first\_child, 241
  - last\_child, 241
  - logical\_index, 242
  - memory\_arity, 242
  - memory\_first\_child, 242
  - misc\_arity, 242
  - misc\_first\_child, 242
  - name, 242
  - next\_cousin, 242
  - next\_sibling, 242
  - nodeset, 242

- os\_index, 243
- parent, 243
- prev\_cousin, 243
- prev\_sibling, 243
- sibling\_rank, 243
- subtype, 243
- symmetric\_subtree, 243
- total\_memory, 243
- type, 243
- userdata, 244
- hwloc\_obj\_add\_children\_sets
  - hwlocality\_components\_core\_funcs, 216
- hwloc\_obj\_add\_info
  - hwlocality\_info\_attr, 118
- hwloc\_obj\_add\_other\_obj\_sets
  - hwlocality\_tinker, 139
- hwloc\_obj\_attr\_snprintf
  - hwlocality\_object\_strings, 116
- hwloc\_obj\_attr\_u, 245
  - bridge, 245
  - cache, 245
  - group, 245
  - numanode, 246
  - osdev, 246
  - pcidev, 246
- hwloc\_obj\_attr\_u::hwloc\_bridge\_attr\_s, 225
  - depth, 225
  - domain, 225
  - downstream, 225
  - downstream\_type, 225
  - pci, 225
  - secondary\_bus, 225
  - subordinate\_bus, 225
  - upstream, 225
  - upstream\_type, 225
- hwloc\_obj\_attr\_u::hwloc\_cache\_attr\_s, 227
  - associativity, 227
  - depth, 227
  - linesize, 227
  - size, 227
  - type, 227
- hwloc\_obj\_attr\_u::hwloc\_group\_attr\_s, 235
  - depth, 235
  - dont\_merge, 235
  - kind, 235
  - subkind, 235
- hwloc\_obj\_attr\_u::hwloc\_numanode\_attr\_s, 238
  - local\_memory, 238
  - page\_types, 238
  - page\_types\_len, 238
- hwloc\_obj\_attr\_u::hwloc\_numanode\_attr\_-
  - s::hwloc\_memory\_page\_type\_s, 237
  - count, 237
  - size, 237
- hwloc\_obj\_attr\_u::hwloc\_osdev\_attr\_s, 247
  - type, 247
- hwloc\_obj\_attr\_u::hwloc\_pcidev\_attr\_s, 248
  - bus, 248
  - class\_id, 248
  - dev, 248
  - device\_id, 248
  - domain, 248
  - func, 248
  - linkspeed, 248
  - revision, 248
  - subdevice\_id, 248
  - subvendor\_id, 248
  - vendor\_id, 248
- hwloc\_obj\_bridge\_type\_e
  - hwlocality\_object\_types, 105
- hwloc\_obj\_bridge\_type\_t
  - hwlocality\_object\_types, 104
- hwloc\_obj\_cache\_type\_e
  - hwlocality\_object\_types, 105
- hwloc\_obj\_cache\_type\_t
  - hwlocality\_object\_types, 104
- hwloc\_obj\_get\_info\_by\_name
  - hwlocality\_info\_attr, 118
- hwloc\_obj\_is\_in\_subtree
  - hwlocality\_helper\_ancestors, 148
- hwloc\_obj\_osdev\_type\_e
  - hwlocality\_object\_types, 105
- hwloc\_obj\_osdev\_type\_t
  - hwlocality\_object\_types, 104
- hwloc\_obj\_t
  - hwlocality\_objects, 108
- hwloc\_obj\_type\_is\_cache
  - hwlocality\_helper\_types, 149
- hwloc\_obj\_type\_is\_dcache
  - hwlocality\_helper\_types, 149
- hwloc\_obj\_type\_is\_icache
  - hwlocality\_helper\_types, 149
- hwloc\_obj\_type\_is\_io
  - hwlocality\_helper\_types, 149
- hwloc\_obj\_type\_is\_memory
  - hwlocality\_helper\_types, 150
- hwloc\_obj\_type\_is\_normal
  - hwlocality\_helper\_types, 150
- hwloc\_obj\_type\_snprintf
  - hwlocality\_object\_strings, 116
- hwloc\_obj\_type\_string
  - hwlocality\_object\_strings, 116
- hwloc\_obj\_type\_t
  - hwlocality\_object\_types, 105
- hwloc\_opencl\_get\_device\_cpuset
  - hwlocality\_opencl, 191
- hwloc\_opencl\_get\_device\_osdev
  - hwlocality\_opencl, 191

- hwloc\_openc1\_get\_device\_osdev\_by\_index
  - hwlocality\_openc1, 192
- hwloc\_openc1\_get\_device\_pci\_busid
  - hwlocality\_openc1, 192
- hwloc\_pci\_find\_parent\_by\_busid
  - hwlocality\_components\_pcifind, 221
- hwloc\_pcidisc\_check\_bridge\_type
  - hwlocality\_components\_pcidisc, 219
- hwloc\_pcidisc\_find\_bridge\_buses
  - hwlocality\_components\_pcidisc, 219
- hwloc\_pcidisc\_find\_cap
  - hwlocality\_components\_pcidisc, 219
- hwloc\_pcidisc\_find\_linkspeed
  - hwlocality\_components\_pcidisc, 219
- hwloc\_pcidisc\_tree\_attach
  - hwlocality\_components\_pcidisc, 219
- hwloc\_pcidisc\_tree\_insert\_by\_busid
  - hwlocality\_components\_pcidisc, 219
- hwloc\_plugin\_check\_namespace
  - hwlocality\_components\_core\_funcs, 216
- hwloc\_report\_error\_t
  - hwlocality\_components\_core\_funcs, 215
- hwloc\_report\_os\_error
  - hwlocality\_components\_core\_funcs, 217
- hwloc\_restrict\_flags\_e
  - hwlocality\_tinker, 138
- hwloc\_set\_area\_membind
  - hwlocality\_membinding, 128
- hwloc\_set\_cpubind
  - hwlocality\_cpubinding, 122
- hwloc\_set\_membind
  - hwlocality\_membinding, 128
- hwloc\_set\_proc\_cpubind
  - hwlocality\_cpubinding, 122
- hwloc\_set\_proc\_membind
  - hwlocality\_membinding, 129
- hwloc\_set\_thread\_cpubind
  - hwlocality\_cpubinding, 122
- hwloc\_shmem\_topology\_adopt
  - hwlocality\_shmem, 209
- hwloc\_shmem\_topology\_get\_length
  - hwlocality\_shmem, 210
- hwloc\_shmem\_topology\_write
  - hwlocality\_shmem, 210
- hwloc\_topology\_abi\_check
  - hwlocality\_creation, 109
- hwloc\_topology\_alloc\_group\_object
  - hwlocality\_tinker, 139
- hwloc\_topology\_allow
  - hwlocality\_tinker, 139
- hwloc\_topology\_check
  - hwlocality\_creation, 109
- hwloc\_topology\_components\_flag\_e
  - hwlocality\_setsource, 130
- hwloc\_topology\_cpubind\_support, 249
  - get\_proc\_cpubind, 249
  - get\_proc\_last\_cpu\_location, 249
  - get\_thisproc\_cpubind, 249
  - get\_thisproc\_last\_cpu\_location, 249
  - get\_thisthread\_cpubind, 249
  - get\_thisthread\_last\_cpu\_location, 249
  - get\_thread\_cpubind, 250
  - set\_proc\_cpubind, 250
  - set\_thisproc\_cpubind, 250
  - set\_thisthread\_cpubind, 250
  - set\_thread\_cpubind, 250
- hwloc\_topology\_destroy
  - hwlocality\_creation, 110
- hwloc\_topology\_diff\_apply
  - hwlocality\_diff, 206
- hwloc\_topology\_diff\_apply\_flags\_e
  - hwlocality\_diff, 205
- hwloc\_topology\_diff\_build
  - hwlocality\_diff, 206
- hwloc\_topology\_diff\_destroy
  - hwlocality\_diff, 207
- hwloc\_topology\_diff\_export\_xml
  - hwlocality\_diff, 207
- hwloc\_topology\_diff\_export\_xmlbuffer
  - hwlocality\_diff, 207
- hwloc\_topology\_diff\_load\_xml
  - hwlocality\_diff, 207
- hwloc\_topology\_diff\_load\_xmlbuffer
  - hwlocality\_diff, 207
- hwloc\_topology\_diff\_obj\_attr\_type\_e
  - hwlocality\_diff, 205
- hwloc\_topology\_diff\_obj\_attr\_type\_t
  - hwlocality\_diff, 205
- hwloc\_topology\_diff\_obj\_attr\_u, 255
  - generic, 255
  - string, 255
  - uint64, 255
- hwloc\_topology\_diff\_obj\_attr\_u::hwloc\_-
  - topology\_diff\_obj\_attr\_generic\_s, 252
  - type, 252
- hwloc\_topology\_diff\_obj\_attr\_u::hwloc\_-
  - topology\_diff\_obj\_attr\_string\_s, 254
  - name, 254
  - newvalue, 254
  - oldvalue, 254
  - type, 254
- hwloc\_topology\_diff\_obj\_attr\_u::hwloc\_-
  - topology\_diff\_obj\_attr\_uint64\_s, 256
  - index, 256
  - newvalue, 256
  - oldvalue, 256
  - type, 256
- hwloc\_topology\_diff\_t

- hwlocality\_diff, 205
- hwloc\_topology\_diff\_type\_e
  - hwlocality\_diff, 206
- hwloc\_topology\_diff\_type\_t
  - hwlocality\_diff, 205
- hwloc\_topology\_diff\_u, 258
  - generic, 258
  - obj\_attr, 258
  - too\_complex, 258
- hwloc\_topology\_diff\_u::hwloc\_topology\_diff\_-
  - generic\_s, 251
  - next, 251
  - type, 251
- hwloc\_topology\_diff\_u::hwloc\_topology\_diff\_-
  - obj\_attr\_s, 253
  - diff, 253
  - next, 253
  - obj\_depth, 253
  - obj\_index, 253
  - type, 253
- hwloc\_topology\_diff\_u::hwloc\_topology\_diff\_-
  - too\_complex\_s, 257
  - next, 257
  - obj\_depth, 257
  - obj\_index, 257
  - type, 257
- hwloc\_topology\_discovery\_support, 259
  - disallowed\_numa, 259
  - disallowed\_pu, 259
  - numa, 259
  - numa\_memory, 259
  - pu, 259
- hwloc\_topology\_dup
  - hwlocality\_creation, 110
- hwloc\_topology\_export\_synthetic
  - hwlocality\_syntheticexport, 176
- hwloc\_topology\_export\_synthetic\_flags\_e
  - hwlocality\_syntheticexport, 176
- hwloc\_topology\_export\_xml
  - hwlocality\_xmllexport, 173
- hwloc\_topology\_export\_xml\_flags\_e
  - hwlocality\_xmllexport, 172
- hwloc\_topology\_export\_xmlbuffer
  - hwlocality\_xmllexport, 173
- hwloc\_topology\_flags\_e
  - hwlocality\_configuration, 134
- hwloc\_topology\_get\_allowed\_cpuset
  - hwlocality\_helper\_topology\_sets, 155
- hwloc\_topology\_get\_allowed\_nodeset
  - hwlocality\_helper\_topology\_sets, 155
- hwloc\_topology\_get\_complete\_cpuset
  - hwlocality\_helper\_topology\_sets, 155
- hwloc\_topology\_get\_complete\_nodeset
  - hwlocality\_helper\_topology\_sets, 156
- hwloc\_topology\_get\_depth
  - hwlocality\_levels, 115
- hwloc\_topology\_get\_flags
  - hwlocality\_configuration, 135
- hwloc\_topology\_get\_support
  - hwlocality\_configuration, 135
- hwloc\_topology\_get\_topology\_cpuset
  - hwlocality\_helper\_topology\_sets, 156
- hwloc\_topology\_get\_topology\_nodeset
  - hwlocality\_helper\_topology\_sets, 156
- hwloc\_topology\_get\_type\_filter
  - hwlocality\_configuration, 135
- hwloc\_topology\_get\_userdata
  - hwlocality\_configuration, 136
- hwloc\_topology\_init
  - hwlocality\_creation, 110
- hwloc\_topology\_insert\_group\_object
  - hwlocality\_tinker, 140
- hwloc\_topology\_insert\_misc\_object
  - hwlocality\_tinker, 140
- hwloc\_topology\_is\_thissystem
  - hwlocality\_configuration, 136
- hwloc\_topology\_load
  - hwlocality\_creation, 110
- hwloc\_topology\_membind\_support, 260
  - alloc\_membind, 260
  - bind\_membind, 260
  - firsttouch\_membind, 260
  - get\_area\_membind, 260
  - get\_area\_memlocation, 260
  - get\_proc\_membind, 261
  - get\_thisproc\_membind, 261
  - get\_thisthread\_membind, 261
  - interleave\_membind, 261
  - migrate\_membind, 261
  - nexttouch\_membind, 261
  - set\_area\_membind, 261
  - set\_proc\_membind, 261
  - set\_thisproc\_membind, 261
  - set\_thisthread\_membind, 261
- hwloc\_topology\_reconnect
  - hwlocality\_components\_core\_funcs, 217
- hwloc\_topology\_restrict
  - hwlocality\_tinker, 141
- hwloc\_topology\_set\_all\_types\_filter
  - hwlocality\_configuration, 136
- hwloc\_topology\_set\_cache\_types\_filter
  - hwlocality\_configuration, 136
- hwloc\_topology\_set\_components
  - hwlocality\_setsource, 130
- hwloc\_topology\_set\_flags
  - hwlocality\_configuration, 136
- hwloc\_topology\_set\_icache\_types\_filter
  - hwlocality\_configuration, 136

- hwloc\_topology\_set\_io\_types\_filter
  - hwlocality\_configuration, 136
- hwloc\_topology\_set\_pid
  - hwlocality\_setsource, 131
- hwloc\_topology\_set\_synthetic
  - hwlocality\_setsource, 131
- hwloc\_topology\_set\_type\_filter
  - hwlocality\_configuration, 136
- hwloc\_topology\_set\_userdata
  - hwlocality\_configuration, 137
- hwloc\_topology\_set\_userdata\_export\_callback
  - hwlocality\_xmlexport, 174
- hwloc\_topology\_set\_userdata\_import\_callback
  - hwlocality\_xmlexport, 174
- hwloc\_topology\_set\_xml
  - hwlocality\_setsource, 131
- hwloc\_topology\_set\_xmlbuffer
  - hwlocality\_setsource, 132
- hwloc\_topology\_support, 262
  - cpubind, 262
  - discovery, 262
  - membind, 262
- hwloc\_topology\_t
  - hwlocality\_creation, 109
- hwloc\_type\_filter\_e
  - hwlocality\_configuration, 134
- hwloc\_type\_sscanf
  - hwlocality\_object\_strings, 117
- hwloc\_type\_sscanf\_as\_depth
  - hwlocality\_object\_strings, 117
- hwlocality\_configuration
  - HWLOC\_TOPOLOGY\_FLAG\_INCLUDE\_-DISALLOWED, 134
  - HWLOC\_TOPOLOGY\_FLAG\_IS\_-THISSYSTEM, 134
  - HWLOC\_TOPOLOGY\_FLAG\_-THISSYSTEM\_ALLOWED\_-RESOURCES, 134
  - HWLOC\_TYPE\_FILTER\_KEEP\_ALL, 135
  - HWLOC\_TYPE\_FILTER\_KEEP\_-IMPORTANT, 135
  - HWLOC\_TYPE\_FILTER\_KEEP\_NONE, 135
  - HWLOC\_TYPE\_FILTER\_KEEP\_-STRUCTURE, 135
- hwlocality\_cpubinding
  - HWLOC\_CPUBIND\_NOMEMBIND, 120
  - HWLOC\_CPUBIND\_PROCESS, 120
  - HWLOC\_CPUBIND\_STRICT, 120
  - HWLOC\_CPUBIND\_THREAD, 120
- hwlocality\_diff
  - HWLOC\_TOPOLOGY\_DIFF\_APPLY\_-REVERSE, 205
  - HWLOC\_TOPOLOGY\_DIFF\_OBJ\_ATTR, 206
- HWLOC\_TOPOLOGY\_DIFF\_OBJ\_ATTR\_-INFO, 206
- HWLOC\_TOPOLOGY\_DIFF\_OBJ\_ATTR\_-NAME, 205
- HWLOC\_TOPOLOGY\_DIFF\_OBJ\_ATTR\_-SIZE, 205
- HWLOC\_TOPOLOGY\_DIFF\_TOO\_-COMPLEX, 206
- hwlocality\_disc\_backends
  - HWLOC\_DISC\_PHASE\_ANNOTATE, 213
  - HWLOC\_DISC\_PHASE\_CPU, 212
  - HWLOC\_DISC\_PHASE\_GLOBAL, 212
  - HWLOC\_DISC\_PHASE\_IO, 213
  - HWLOC\_DISC\_PHASE\_MEMORY, 213
  - HWLOC\_DISC\_PHASE\_MISC, 213
  - HWLOC\_DISC\_PHASE\_PCI, 213
  - HWLOC\_DISC\_PHASE\_TWEAK, 213
  - HWLOC\_DISC\_STATUS\_FLAG\_GOT\_-ALLOWED\_RESOURCES, 213
- hwlocality\_distances\_add
  - HWLOC\_DISTANCES\_ADD\_FLAG\_-GROUP, 182
  - HWLOC\_DISTANCES\_ADD\_FLAG\_-GROUP\_INACCURATE, 182
- hwlocality\_distances\_get
  - HWLOC\_DISTANCES\_KIND\_FROM\_OS, 178
  - HWLOC\_DISTANCES\_KIND\_FROM\_-USER, 178
  - HWLOC\_DISTANCES\_KIND\_-HETEROGENEOUS\_TYPES, 179
  - HWLOC\_DISTANCES\_KIND\_MEANS\_-BANDWIDTH, 178
  - HWLOC\_DISTANCES\_KIND\_MEANS\_-LATENCY, 178
- hwlocality\_generic\_components
  - HWLOC\_COMPONENT\_TYPE\_DISC, 214
  - HWLOC\_COMPONENT\_TYPE\_XML, 214
- hwlocality\_helper\_distribute
  - HWLOC\_DISTRIB\_FLAG\_REVERSE, 154
- hwlocality\_levels
  - HWLOC\_TYPE\_DEPTH\_BRIDGE, 112
  - HWLOC\_TYPE\_DEPTH\_MEMCACHE, 112
  - HWLOC\_TYPE\_DEPTH\_MISC, 112
  - HWLOC\_TYPE\_DEPTH\_MULTIPLE, 112
  - HWLOC\_TYPE\_DEPTH\_NUMANODE, 112
  - HWLOC\_TYPE\_DEPTH\_OS\_DEVICE, 112
  - HWLOC\_TYPE\_DEPTH\_PCI\_DEVICE, 112
  - HWLOC\_TYPE\_DEPTH\_UNKNOWN, 112
- hwlocality\_membinding
  - HWLOC\_MEMBIND\_BIND, 125
  - HWLOC\_MEMBIND\_BYNODESET, 125
  - HWLOC\_MEMBIND\_DEFAULT, 125
  - HWLOC\_MEMBIND\_FIRSTTOUCH, 125

- HWLOC\_MEMBIND\_INTERLEAVE, 125
- HWLOC\_MEMBIND\_MIGRATE, 125
- HWLOC\_MEMBIND\_MIXED, 125
- HWLOC\_MEMBIND\_NEXTTOUCH, 125
- HWLOC\_MEMBIND\_NOCPUBIND, 125
- HWLOC\_MEMBIND\_PROCESS, 124
- HWLOC\_MEMBIND\_STRICT, 125
- HWLOC\_MEMBIND\_THREAD, 124
- hwlocality\_object\_types
  - HWLOC\_OBJ\_BRIDGE, 106
  - HWLOC\_OBJ\_BRIDGE\_HOST, 105
  - HWLOC\_OBJ\_BRIDGE\_PCI, 105
  - HWLOC\_OBJ\_CACHE\_DATA, 105
  - HWLOC\_OBJ\_CACHE\_INSTRUCTION, 105
  - HWLOC\_OBJ\_CACHE\_UNIFIED, 105
  - HWLOC\_OBJ\_CORE, 106
  - HWLOC\_OBJ\_DIE, 107
  - HWLOC\_OBJ\_GROUP, 106
  - HWLOC\_OBJ\_L1CACHE, 106
  - HWLOC\_OBJ\_L1ICACHE, 106
  - HWLOC\_OBJ\_L2CACHE, 106
  - HWLOC\_OBJ\_L2ICACHE, 106
  - HWLOC\_OBJ\_L3CACHE, 106
  - HWLOC\_OBJ\_L3ICACHE, 106
  - HWLOC\_OBJ\_L4CACHE, 106
  - HWLOC\_OBJ\_L5CACHE, 106
  - HWLOC\_OBJ\_MACHINE, 106
  - HWLOC\_OBJ\_MEMCACHE, 107
  - HWLOC\_OBJ\_MISC, 107
  - HWLOC\_OBJ\_NUMANODE, 106
  - HWLOC\_OBJ\_OS\_DEVICE, 107
  - HWLOC\_OBJ\_OSDEV\_BLOCK, 105
  - HWLOC\_OBJ\_OSDEV\_COPROC, 105
  - HWLOC\_OBJ\_OSDEV\_DMA, 105
  - HWLOC\_OBJ\_OSDEV\_GPU, 105
  - HWLOC\_OBJ\_OSDEV\_NETWORK, 105
  - HWLOC\_OBJ\_OSDEV\_OPENFABRICS, 105
  - HWLOC\_OBJ\_PACKAGE, 106
  - HWLOC\_OBJ\_PCI\_DEVICE, 106
  - HWLOC\_OBJ\_PU, 106
  - HWLOC\_OBJ\_TYPE\_MAX, 107
  - HWLOC\_TYPE\_UNORDERED, 105
- hwlocality\_setsource
  - HWLOC\_TOPOLOGY\_COMPONENTS\_-FLAG\_BLACKLIST, 130
- hwlocality\_syntheticexport
  - HWLOC\_TOPOLOGY\_EXPORT\_-SYNTHETIC\_FLAG\_IGNORE\_-MEMORY, 176
  - HWLOC\_TOPOLOGY\_EXPORT\_-SYNTHETIC\_FLAG\_NO\_ATTRS, 176
  - HWLOC\_TOPOLOGY\_EXPORT\_-SYNTHETIC\_FLAG\_NO\_-EXTENDED\_TYPES, 176
  - HWLOC\_TOPOLOGY\_EXPORT\_-SYNTHETIC\_FLAG\_V1, 176
- hwlocality\_tinker
  - HWLOC\_ALLOW\_FLAG\_ALL, 138
  - HWLOC\_ALLOW\_FLAG\_CUSTOM, 138
  - HWLOC\_ALLOW\_FLAG\_LOCAL\_-RESTRICTIONS, 138
  - HWLOC\_RESTRICT\_FLAG\_ADAPT\_IO, 139
  - HWLOC\_RESTRICT\_FLAG\_ADAPT\_-MISC, 139
  - HWLOC\_RESTRICT\_FLAG\_BYNODESET, 138
  - HWLOC\_RESTRICT\_FLAG\_REMOVE\_-CPULESS, 138
  - HWLOC\_RESTRICT\_FLAG\_REMOVE\_-MEMLESS, 139
- hwlocality\_xmlexport
  - HWLOC\_TOPOLOGY\_EXPORT\_XML\_-FLAG\_V1, 172
- hwlocality\_advanced\_io
  - hwloc\_bridge\_covers\_pcibus, 159
  - hwloc\_get\_next\_bridge, 159
  - hwloc\_get\_next\_osdev, 159
  - hwloc\_get\_next\_pcidev, 159
  - hwloc\_get\_non\_io\_ancestor\_obj, 159
  - hwloc\_get\_pcidev\_by\_busid, 160
  - hwloc\_get\_pcidev\_by\_busidstring, 160
- hwlocality\_api\_version
  - HWLOC\_API\_VERSION, 101
  - HWLOC\_COMPONENT\_ABI, 101
  - hwloc\_get\_api\_version, 102
- hwlocality\_bitmap
  - hwloc\_bitmap\_allbut, 163
  - hwloc\_bitmap\_alloc, 163
  - hwloc\_bitmap\_alloc\_full, 163
  - hwloc\_bitmap\_and, 163
  - hwloc\_bitmap\_andnot, 164
  - hwloc\_bitmap\_asprintf, 164
  - hwloc\_bitmap\_clr, 164
  - hwloc\_bitmap\_clr\_range, 164
  - hwloc\_bitmap\_compare, 164
  - hwloc\_bitmap\_compare\_first, 164
  - hwloc\_bitmap\_copy, 165
  - hwloc\_bitmap\_dup, 165
  - hwloc\_bitmap\_fill, 165
  - hwloc\_bitmap\_first, 165
  - hwloc\_bitmap\_first\_unset, 165
  - hwloc\_bitmap\_foreach\_begin, 163
  - hwloc\_bitmap\_foreach\_end, 163
  - hwloc\_bitmap\_free, 165

- hwloc\_bitmap\_from\_ith\_ulong, 166
- hwloc\_bitmap\_from\_ulong, 166
- hwloc\_bitmap\_from\_ulongs, 166
- hwloc\_bitmap\_intersects, 166
- hwloc\_bitmap\_isequal, 166
- hwloc\_bitmap\_isfull, 166
- hwloc\_bitmap\_isincluded, 166
- hwloc\_bitmap\_isset, 167
- hwloc\_bitmap\_iszero, 167
- hwloc\_bitmap\_last, 167
- hwloc\_bitmap\_last\_unset, 167
- hwloc\_bitmap\_list\_asprintf, 167
- hwloc\_bitmap\_list\_snprintf, 167
- hwloc\_bitmap\_list\_sscanf, 168
- hwloc\_bitmap\_next, 168
- hwloc\_bitmap\_next\_unset, 168
- hwloc\_bitmap\_not, 168
- hwloc\_bitmap\_nr\_ulongs, 168
- hwloc\_bitmap\_only, 169
- hwloc\_bitmap\_or, 169
- hwloc\_bitmap\_set, 169
- hwloc\_bitmap\_set\_ith\_ulong, 169
- hwloc\_bitmap\_set\_range, 169
- hwloc\_bitmap\_singlify, 169
- hwloc\_bitmap\_snprintf, 169
- hwloc\_bitmap\_sscanf, 170
- hwloc\_bitmap\_t, 163
- hwloc\_bitmap\_taskset\_asprintf, 170
- hwloc\_bitmap\_taskset\_snprintf, 170
- hwloc\_bitmap\_taskset\_sscanf, 170
- hwloc\_bitmap\_to\_ith\_ulong, 170
- hwloc\_bitmap\_to\_ulong, 170
- hwloc\_bitmap\_to\_ulongs, 170
- hwloc\_bitmap\_weight, 171
- hwloc\_bitmap\_xor, 171
- hwloc\_bitmap\_zero, 171
- hwloc\_const\_bitmap\_t, 163
- hwlocality\_components\_core\_funcs
  - hwloc\_\_insert\_object\_by\_cpuset, 215
  - hwloc\_alloc\_setup\_object, 215
  - hwloc\_hide\_errors, 215
  - hwloc\_insert\_object\_by\_cpuset, 215
  - hwloc\_insert\_object\_by\_parent, 216
  - hwloc\_obj\_add\_children\_sets, 216
  - hwloc\_plugin\_check\_namespace, 216
  - hwloc\_report\_error\_t, 215
  - hwloc\_report\_os\_error, 217
  - hwloc\_topology\_reconnect, 217
- hwlocality\_components\_filtering
  - hwloc\_filter\_check\_keep\_object, 218
  - hwloc\_filter\_check\_keep\_object\_type, 218
  - hwloc\_filter\_check\_osdev\_subtype\_important, 218
  - hwloc\_filter\_check\_pcidev\_subtype\_important, 218
- hwlocality\_components\_pcidisc
  - hwloc\_pcidisc\_check\_bridge\_type, 219
  - hwloc\_pcidisc\_find\_bridge\_buses, 219
  - hwloc\_pcidisc\_find\_cap, 219
  - hwloc\_pcidisc\_find\_linkspeed, 219
  - hwloc\_pcidisc\_tree\_attach, 219
  - hwloc\_pcidisc\_tree\_insert\_by\_busid, 219
- hwlocality\_components\_pcifind
  - hwloc\_pci\_find\_parent\_by\_busid, 221
- hwlocality\_configuration
  - hwloc\_topology\_flags\_e, 134
  - hwloc\_topology\_get\_flags, 135
  - hwloc\_topology\_get\_support, 135
  - hwloc\_topology\_get\_type\_filter, 135
  - hwloc\_topology\_get\_userdata, 136
  - hwloc\_topology\_is\_thissystem, 136
  - hwloc\_topology\_set\_all\_types\_filter, 136
  - hwloc\_topology\_set\_cache\_types\_filter, 136
  - hwloc\_topology\_set\_flags, 136
  - hwloc\_topology\_set\_icache\_types\_filter, 136
  - hwloc\_topology\_set\_io\_types\_filter, 136
  - hwloc\_topology\_set\_type\_filter, 136
  - hwloc\_topology\_set\_userdata, 137
  - hwloc\_type\_filter\_e, 134
- hwlocality\_cpubinding
  - hwloc\_cpubind\_flags\_t, 120
  - hwloc\_get\_cpubind, 121
  - hwloc\_get\_last\_cpu\_location, 121
  - hwloc\_get\_proc\_cpubind, 121
  - hwloc\_get\_proc\_last\_cpu\_location, 121
  - hwloc\_get\_thread\_cpubind, 121
  - hwloc\_set\_cpubind, 122
  - hwloc\_set\_proc\_cpubind, 122
  - hwloc\_set\_thread\_cpubind, 122
- hwlocality\_creation
  - hwloc\_topology\_abi\_check, 109
  - hwloc\_topology\_check, 109
  - hwloc\_topology\_destroy, 110
  - hwloc\_topology\_dup, 110
  - hwloc\_topology\_init, 110
  - hwloc\_topology\_load, 110
  - hwloc\_topology\_t, 109
- hwlocality\_cuda
  - hwloc\_cuda\_get\_device\_cpuset, 193
  - hwloc\_cuda\_get\_device\_osdev, 193
  - hwloc\_cuda\_get\_device\_osdev\_by\_index, 193
  - hwloc\_cuda\_get\_device\_pci\_ids, 194
  - hwloc\_cuda\_get\_device\_pcidev, 194
- hwlocality\_cudart
  - hwloc\_cudart\_get\_device\_cpuset, 195
  - hwloc\_cudart\_get\_device\_osdev\_by\_index, 195



- hwloc\_cudart\_get\_device\_pci\_ids, 195
- hwloc\_cudart\_get\_device\_pcidev, 196
- hwlocality\_diff
  - hwloc\_topology\_diff\_apply, 206
  - hwloc\_topology\_diff\_apply\_flags\_e, 205
  - hwloc\_topology\_diff\_build, 206
  - hwloc\_topology\_diff\_destroy, 207
  - hwloc\_topology\_diff\_export\_xml, 207
  - hwloc\_topology\_diff\_export\_xmlbuffer, 207
  - hwloc\_topology\_diff\_load\_xml, 207
  - hwloc\_topology\_diff\_load\_xmlbuffer, 207
  - hwloc\_topology\_diff\_obj\_attr\_type\_e, 205
  - hwloc\_topology\_diff\_obj\_attr\_type\_t, 205
  - hwloc\_topology\_diff\_t, 205
  - hwloc\_topology\_diff\_type\_e, 206
  - hwloc\_topology\_diff\_type\_t, 205
- hwlocality\_disc\_backends
  - hwloc\_backend\_alloc, 213
  - hwloc\_backend\_enable, 213
  - hwloc\_disc\_phase\_e, 212
  - hwloc\_disc\_phase\_t, 212
  - hwloc\_disc\_status\_flag\_e, 213
- hwlocality\_distances\_add
  - hwloc\_distances\_add, 182
  - hwloc\_distances\_add\_flag\_e, 182
  - hwloc\_distances\_release\_remove, 182
  - hwloc\_distances\_remove, 183
  - hwloc\_distances\_remove\_by\_depth, 183
  - hwloc\_distances\_remove\_by\_type, 183
- hwlocality\_distances\_consult
  - hwloc\_distances\_obj\_index, 181
  - hwloc\_distances\_obj\_pair\_values, 181
- hwlocality\_distances\_get
  - hwloc\_distances\_get, 179
  - hwloc\_distances\_get\_by\_depth, 179
  - hwloc\_distances\_get\_by\_name, 179
  - hwloc\_distances\_get\_by\_type, 179
  - hwloc\_distances\_get\_name, 179
  - hwloc\_distances\_kind\_e, 178
  - hwloc\_distances\_release, 180
- hwlocality\_generic\_components
  - hwloc\_component\_type\_e, 214
  - hwloc\_component\_type\_t, 214
- hwlocality\_gl
  - hwloc\_gl\_get\_display\_by\_osdev, 199
  - hwloc\_gl\_get\_display\_osdev\_by\_name, 199
  - hwloc\_gl\_get\_display\_osdev\_by\_port\_device, 199
- hwlocality\_glibc\_sched
  - hwloc\_cpuset\_from\_glibc\_sched\_affinity, 190
  - hwloc\_cpuset\_to\_glibc\_sched\_affinity, 190
- hwlocality\_helper\_ancestors
  - hwloc\_get\_ancestor\_obj\_by\_depth, 147
  - hwloc\_get\_ancestor\_obj\_by\_type, 147
- hwloc\_get\_common\_ancestor\_obj, 147
- hwloc\_get\_next\_child, 147
- hwloc\_obj\_is\_in\_subtree, 148
- hwlocality\_helper\_distribute
  - hwloc\_distrib, 154
  - hwloc\_distrib\_flags\_e, 154
- hwlocality\_helper\_find\_cache
  - hwloc\_get\_cache\_covering\_cpuset, 151
  - hwloc\_get\_cache\_type\_depth, 151
  - hwloc\_get\_shared\_cache\_covering\_obj, 151
- hwlocality\_helper\_find\_covering
  - hwloc\_get\_child\_covering\_cpuset, 145
  - hwloc\_get\_next\_obj\_covering\_cpuset\_by\_depth, 145
  - hwloc\_get\_next\_obj\_covering\_cpuset\_by\_type, 145
  - hwloc\_get\_obj\_covering\_cpuset, 146
- hwlocality\_helper\_find\_inside
  - hwloc\_get\_first\_largest\_obj\_inside\_cpuset, 142
  - hwloc\_get\_largest\_objs\_inside\_cpuset, 142
  - hwloc\_get\_nbobjs\_inside\_cpuset\_by\_depth, 142
  - hwloc\_get\_nbobjs\_inside\_cpuset\_by\_type, 143
  - hwloc\_get\_next\_obj\_inside\_cpuset\_by\_depth, 143
  - hwloc\_get\_next\_obj\_inside\_cpuset\_by\_type, 143
  - hwloc\_get\_obj\_index\_inside\_cpuset, 143
  - hwloc\_get\_obj\_inside\_cpuset\_by\_depth, 144
  - hwloc\_get\_obj\_inside\_cpuset\_by\_type, 144
- hwlocality\_helper\_find\_misc
  - hwloc\_get\_closest\_objs, 152
  - hwloc\_get\_numanode\_obj\_by\_os\_index, 152
  - hwloc\_get\_obj\_below\_array\_by\_type, 152
  - hwloc\_get\_obj\_below\_by\_type, 153
  - hwloc\_get\_pu\_obj\_by\_os\_index, 153
- hwlocality\_helper\_nodeset\_convert
  - hwloc\_cpuset\_from\_nodeset, 158
  - hwloc\_cpuset\_to\_nodeset, 158
- hwlocality\_helper\_topology\_sets
  - hwloc\_topology\_get\_allowed\_cpuset, 155
  - hwloc\_topology\_get\_allowed\_nodeset, 155
  - hwloc\_topology\_get\_complete\_cpuset, 155
  - hwloc\_topology\_get\_complete\_nodeset, 156
  - hwloc\_topology\_get\_topology\_cpuset, 156
  - hwloc\_topology\_get\_topology\_nodeset, 156
- hwlocality\_helper\_types
  - hwloc\_obj\_type\_is\_cache, 149
  - hwloc\_obj\_type\_is\_dcache, 149
  - hwloc\_obj\_type\_is\_icache, 149
  - hwloc\_obj\_type\_is\_io, 149
  - hwloc\_obj\_type\_is\_memory, 150

- hwloc\_obj\_type\_is\_normal, 150
- hwlocality\_info\_attr
  - hwloc\_obj\_add\_info, 118
  - hwloc\_obj\_get\_info\_by\_name, 118
- hwlocality\_intel\_mic
  - hwloc\_intel\_mic\_get\_device\_cpuset, 201
  - hwloc\_intel\_mic\_get\_device\_osdev\_by\_index, 201
- hwlocality\_levels
  - hwloc\_get\_depth\_type, 113
  - hwloc\_get\_memory\_parents\_depth, 113
  - hwloc\_get\_nbobjs\_by\_depth, 113
  - hwloc\_get\_nbobjs\_by\_type, 113
  - hwloc\_get\_next\_obj\_by\_depth, 113
  - hwloc\_get\_next\_obj\_by\_type, 113
  - hwloc\_get\_obj\_by\_depth, 113
  - hwloc\_get\_obj\_by\_type, 114
  - hwloc\_get\_root\_obj, 114
  - hwloc\_get\_type\_depth, 114
  - hwloc\_get\_type\_depth\_e, 112
  - hwloc\_get\_type\_or\_above\_depth, 114
  - hwloc\_get\_type\_or\_below\_depth, 114
  - hwloc\_topology\_get\_depth, 115
- hwlocality\_linux
  - hwloc\_linux\_get\_tid\_cpupbind, 184
  - hwloc\_linux\_get\_tid\_last\_cpu\_location, 184
  - hwloc\_linux\_read\_path\_as\_cpumask, 184
  - hwloc\_linux\_set\_tid\_cpupbind, 184
- hwlocality\_linux\_libnuma\_bitmask
  - hwloc\_cpuset\_from\_linux\_libnuma\_bitmask, 188
  - hwloc\_cpuset\_to\_linux\_libnuma\_bitmask, 188
  - hwloc\_nodeset\_from\_linux\_libnuma\_bitmask, 188
  - hwloc\_nodeset\_to\_linux\_libnuma\_bitmask, 188
- hwlocality\_linux\_libnuma\_ulong
  - hwloc\_cpuset\_from\_linux\_libnuma\_ulong, 186
  - hwloc\_cpuset\_to\_linux\_libnuma\_ulong, 186
  - hwloc\_nodeset\_from\_linux\_libnuma\_ulong, 186
  - hwloc\_nodeset\_to\_linux\_libnuma\_ulong, 187
- hwlocality\_membinding
  - hwloc\_alloc, 126
  - hwloc\_alloc\_membind, 126
  - hwloc\_alloc\_membind\_policy, 126
  - hwloc\_free, 126
  - hwloc\_get\_area\_membind, 126
  - hwloc\_get\_area\_memlocation, 127
  - hwloc\_get\_membind, 127
  - hwloc\_get\_proc\_membind, 128
  - hwloc\_membind\_flags\_t, 124
  - hwloc\_membind\_policy\_t, 125
  - hwloc\_set\_area\_membind, 128
  - hwloc\_set\_membind, 128
  - hwloc\_set\_proc\_membind, 129
- hwlocality\_nvml
  - hwloc\_nvml\_get\_device\_cpuset, 197
  - hwloc\_nvml\_get\_device\_osdev, 197
  - hwloc\_nvml\_get\_device\_osdev\_by\_index, 197
- hwlocality\_object\_sets
  - hwloc\_const\_cpuset\_t, 103
  - hwloc\_const\_nodeset\_t, 103
  - hwloc\_cpuset\_t, 103
  - hwloc\_nodeset\_t, 103
- hwlocality\_object\_strings
  - hwloc\_obj\_attr\_sprintf, 116
  - hwloc\_obj\_type\_sprintf, 116
  - hwloc\_obj\_type\_string, 116
  - hwloc\_type\_sscanf, 117
  - hwloc\_type\_sscanf\_as\_depth, 117
- hwlocality\_object\_types
  - hwloc\_compare\_types, 107
  - hwloc\_compare\_types\_e, 105
  - hwloc\_obj\_bridge\_type\_e, 105
  - hwloc\_obj\_bridge\_type\_t, 104
  - hwloc\_obj\_cache\_type\_e, 105
  - hwloc\_obj\_cache\_type\_t, 104
  - hwloc\_obj\_osdev\_type\_e, 105
  - hwloc\_obj\_osdev\_type\_t, 104
  - hwloc\_obj\_type\_t, 105
- hwlocality\_objects
  - hwloc\_obj\_t, 108
- hwlocality\_opencl
  - hwloc\_opencl\_get\_device\_cpuset, 191
  - hwloc\_opencl\_get\_device\_osdev, 191
  - hwloc\_opencl\_get\_device\_osdev\_by\_index, 192
  - hwloc\_opencl\_get\_device\_pci\_busid, 192
- hwlocality\_openfabrics
  - hwloc\_ibv\_get\_device\_cpuset, 202
  - hwloc\_ibv\_get\_device\_osdev, 202
  - hwloc\_ibv\_get\_device\_osdev\_by\_name, 202
- hwlocality\_setsource
  - hwloc\_topology\_components\_flag\_e, 130
  - hwloc\_topology\_set\_components, 130
  - hwloc\_topology\_set\_pid, 131
  - hwloc\_topology\_set\_synthetic, 131
  - hwloc\_topology\_set\_xml, 131
  - hwloc\_topology\_set\_xmlbuffer, 132
- hwlocality\_shmem
  - hwloc\_shmem\_topology\_adopt, 209
  - hwloc\_shmem\_topology\_get\_length, 210
  - hwloc\_shmem\_topology\_write, 210

- hwlocality\_syntheticexport
  - hwloc\_topology\_export\_synthetic, 176
  - hwloc\_topology\_export\_synthetic\_flags\_e, 176
- hwlocality\_tinker
  - hwloc\_allow\_flags\_e, 138
  - hwloc\_obj\_add\_other\_obj\_sets, 139
  - hwloc\_restrict\_flags\_e, 138
  - hwloc\_topology\_alloc\_group\_object, 139
  - hwloc\_topology\_allow, 139
  - hwloc\_topology\_insert\_group\_object, 140
  - hwloc\_topology\_insert\_misc\_object, 140
  - hwloc\_topology\_restrict, 141
- hwlocality\_xmllexport
  - hwloc\_export\_obj\_userdata, 172
  - hwloc\_export\_obj\_userdata\_base64, 173
  - hwloc\_free\_xmlbuffer, 173
  - hwloc\_topology\_export\_xml, 173
  - hwloc\_topology\_export\_xml\_flags\_e, 172
  - hwloc\_topology\_export\_xmlbuffer, 173
  - hwloc\_topology\_set\_userdata\_export\_callback, 174
  - hwloc\_topology\_set\_userdata\_import\_callback, 174
- index
  - hwloc\_topology\_diff\_obj\_attr\_u::hwloc\_topology\_diff\_obj\_attr\_uint64\_s, 256
- infos
  - hwloc\_obj, 241
- infos\_count
  - hwloc\_obj, 241
- init
  - hwloc\_component, 229
- instantiate
  - hwloc\_disc\_component, 231
- interleave\_membind
  - hwloc\_topology\_membind\_support, 261
- Interoperability with glibc sched affinity, 190
- Interoperability with Intel Xeon Phi (MIC), 201
- Interoperability with Linux libnuma bitmask, 188
- Interoperability with Linux libnuma unsigned long masks, 186
- Interoperability with OpenCL, 191
- Interoperability with OpenFabrics, 202
- Interoperability with OpenGL displays, 199
- Interoperability with the CUDA Driver API, 193
- Interoperability with the CUDA Runtime API, 195
- Interoperability with the NVIDIA Management Library, 197
- io\_arity
  - hwloc\_obj, 241
- io\_first\_child
  - hwloc\_obj, 241
- is\_thissystem
  - hwloc\_backend, 224
- kind
  - hwloc\_distances\_s, 234
  - hwloc\_obj\_attr\_u::hwloc\_group\_attr\_s, 235
- Kinds of object Type, 149
- last\_child
  - hwloc\_obj, 241
- linesize
  - hwloc\_obj\_attr\_u::hwloc\_cache\_attr\_s, 227
- linkspeed
  - hwloc\_obj\_attr\_u::hwloc\_pcidev\_attr\_s, 248
- Linux-specific helpers, 184
- local\_memory
  - hwloc\_obj\_attr\_u::hwloc\_numanode\_attr\_s, 238
- logical\_index
  - hwloc\_obj, 242
- Looking at Ancestor and Child Objects, 147
- Looking at Cache Objects, 151
- membind
  - hwloc\_topology\_support, 262
- Memory binding, 123
- memory\_arity
  - hwloc\_obj, 242
- memory\_first\_child
  - hwloc\_obj, 242
- migrate\_membind
  - hwloc\_topology\_membind\_support, 261
- misc\_arity
  - hwloc\_obj, 242
- misc\_first\_child
  - hwloc\_obj, 242
- Modifying a loaded Topology, 138
- name
  - hwloc\_disc\_component, 231
  - hwloc\_info\_s, 236
  - hwloc\_obj, 242
  - hwloc\_topology\_diff\_obj\_attr\_u::hwloc\_topology\_diff\_obj\_attr\_string\_s, 254
- nbobjs
  - hwloc\_distances\_s, 234
- Netloc API, 222
- netloc\_api
  - NETLOC\_ERROR, 222
  - NETLOC\_ERROR\_EMPTY, 222
  - NETLOC\_ERROR\_EXISTS, 222
  - NETLOC\_ERROR\_MAX, 222
  - NETLOC\_ERROR\_MULTIPLE, 222
  - NETLOC\_ERROR\_NOENT, 222

- NETLOC\_ERROR\_NOT\_FOUND, 222
- NETLOC\_ERROR\_NOT\_IMPL, 222
- NETLOC\_ERROR\_NOTDIR, 222
- NETLOC\_SUCCESS, 222
- NETLOC\_ERROR
  - netloc\_api, 222
- NETLOC\_ERROR\_EMPTY
  - netloc\_api, 222
- NETLOC\_ERROR\_EXISTS
  - netloc\_api, 222
- NETLOC\_ERROR\_MAX
  - netloc\_api, 222
- NETLOC\_ERROR\_MULTIPLE
  - netloc\_api, 222
- NETLOC\_ERROR\_NOENT
  - netloc\_api, 222
- NETLOC\_ERROR\_NOT\_FOUND
  - netloc\_api, 222
- NETLOC\_ERROR\_NOT\_IMPL
  - netloc\_api, 222
- NETLOC\_ERROR\_NOTDIR
  - netloc\_api, 222
- NETLOC\_SUCCESS
  - netloc\_api, 222
- newvalue
  - hwloc\_topology\_diff\_obj\_attr\_u::hwloc\_topology\_diff\_obj\_attr\_string\_s, 254
  - hwloc\_topology\_diff\_obj\_attr\_u::hwloc\_topology\_diff\_obj\_attr\_uint64\_s, 256
- next
  - hwloc\_topology\_diff\_u::hwloc\_topology\_diff\_generic\_s, 251
  - hwloc\_topology\_diff\_u::hwloc\_topology\_diff\_obj\_attr\_s, 253
  - hwloc\_topology\_diff\_u::hwloc\_topology\_diff\_too\_complex\_s, 257
- next\_cousin
  - hwloc\_obj, 242
- next\_sibling
  - hwloc\_obj, 242
- nexttouch\_membind
  - hwloc\_topology\_membind\_support, 261
- nodeset
  - hwloc\_obj, 242
- numa
  - hwloc\_topology\_discovery\_support, 259
- numa\_memory
  - hwloc\_topology\_discovery\_support, 259
- numanode
  - hwloc\_obj\_attr\_u, 246
- obj\_attr
  - hwloc\_topology\_diff\_u, 258
- obj\_depth
  - hwloc\_topology\_diff\_u::hwloc\_topology\_diff\_obj\_attr\_s, 253
  - hwloc\_topology\_diff\_u::hwloc\_topology\_diff\_too\_complex\_s, 257
- obj\_index
  - hwloc\_topology\_diff\_u::hwloc\_topology\_diff\_obj\_attr\_s, 253
  - hwloc\_topology\_diff\_u::hwloc\_topology\_diff\_too\_complex\_s, 257
- Object levels, depths and types, 112
- Object Sets (hwloc\_cpuset\_t and hwloc\_nodeset\_t), 103
- Object Structure and Attributes, 108
- Object Types, 104
- objs
  - hwloc\_distances\_s, 234
- oldvalue
  - hwloc\_topology\_diff\_obj\_attr\_u::hwloc\_topology\_diff\_obj\_attr\_string\_s, 254
  - hwloc\_topology\_diff\_obj\_attr\_u::hwloc\_topology\_diff\_obj\_attr\_uint64\_s, 256
- os\_index
  - hwloc\_obj, 243
- osdev
  - hwloc\_obj\_attr\_u, 246
- page\_types
  - hwloc\_obj\_attr\_u::hwloc\_numanode\_attr\_s, 238
- page\_types\_len
  - hwloc\_obj\_attr\_u::hwloc\_numanode\_attr\_s, 238
- parent
  - hwloc\_obj, 243
- pci
  - hwloc\_obj\_attr\_u::hwloc\_bridge\_attr\_s, 225
- pcidev
  - hwloc\_obj\_attr\_u, 246
- pcie
  - hwloc\_cl\_device\_topology\_amd, 228
- phase
  - hwloc\_disc\_status, 233
- phases
  - hwloc\_backend, 224
  - hwloc\_disc\_component, 231
- prev\_cousin
  - hwloc\_obj, 243
- prev\_sibling
  - hwloc\_obj, 243
- priority
  - hwloc\_disc\_component, 232
- private\_data
  - hwloc\_backend, 224
- pu

- hwloc\_topology\_discovery\_support, 259
- raw
  - hwloc\_cl\_device\_topology\_amd, 228
- Retrieve distances between objects, 178
- revision
  - hwloc\_obj\_attr\_u::hwloc\_pcidev\_attr\_s, 248
- secondary\_bus
  - hwloc\_obj\_attr\_u::hwloc\_bridge\_attr\_s, 225
- set\_area\_membind
  - hwloc\_topology\_membind\_support, 261
- set\_proc\_cpupbind
  - hwloc\_topology\_cpupbind\_support, 250
- set\_proc\_membind
  - hwloc\_topology\_membind\_support, 261
- set\_thisproc\_cpupbind
  - hwloc\_topology\_cpupbind\_support, 250
- set\_thisproc\_membind
  - hwloc\_topology\_membind\_support, 261
- set\_thisthread\_cpupbind
  - hwloc\_topology\_cpupbind\_support, 250
- set\_thisthread\_membind
  - hwloc\_topology\_membind\_support, 261
- set\_thread\_cpupbind
  - hwloc\_topology\_cpupbind\_support, 250
- Sharing topologies between processes, 209
- sibling\_rank
  - hwloc\_obj, 243
- size
  - hwloc\_obj\_attr\_u::hwloc\_cache\_attr\_s, 227
  - hwloc\_obj\_attr\_u::hwloc\_numanode\_attr\_s::hwloc\_memory\_page\_type\_s, 237
- string
  - hwloc\_topology\_diff\_obj\_attr\_u, 255
- subdevice\_id
  - hwloc\_obj\_attr\_u::hwloc\_pcidev\_attr\_s, 248
- subkind
  - hwloc\_obj\_attr\_u::hwloc\_group\_attr\_s, 235
- subordinate\_bus
  - hwloc\_obj\_attr\_u::hwloc\_bridge\_attr\_s, 225
- subtype
  - hwloc\_obj, 243
- subvendor\_id
  - hwloc\_obj\_attr\_u::hwloc\_pcidev\_attr\_s, 248
- symmetric\_subtree
  - hwloc\_obj, 243
- The bitmap API, 161
- too\_complex
  - hwloc\_topology\_diff\_u, 258
- Topology Creation and Destruction, 109
- Topology Detection Configuration and Query, 133
- Topology differences, 204
- total\_memory
  - hwloc\_obj, 243
- type
  - hwloc\_cl\_device\_topology\_amd, 228
  - hwloc\_component, 230
  - hwloc\_obj, 243
  - hwloc\_obj\_attr\_u::hwloc\_cache\_attr\_s, 227
  - hwloc\_obj\_attr\_u::hwloc\_osdev\_attr\_s, 247
  - hwloc\_topology\_diff\_obj\_attr\_u::hwloc\_topology\_diff\_obj\_attr\_generic\_s, 252
  - hwloc\_topology\_diff\_obj\_attr\_u::hwloc\_topology\_diff\_obj\_attr\_string\_s, 254
  - hwloc\_topology\_diff\_obj\_attr\_u::hwloc\_topology\_diff\_obj\_attr\_uint64\_s, 256
  - hwloc\_topology\_diff\_u::hwloc\_topology\_diff\_generic\_s, 251
  - hwloc\_topology\_diff\_u::hwloc\_topology\_diff\_obj\_attr\_s, 253
  - hwloc\_topology\_diff\_u::hwloc\_topology\_diff\_too\_complex\_s, 257
- uint64
  - hwloc\_topology\_diff\_obj\_attr\_u, 255
- unused
  - hwloc\_cl\_device\_topology\_amd, 228
- upstream
  - hwloc\_obj\_attr\_u::hwloc\_bridge\_attr\_s, 225
- upstream\_type
  - hwloc\_obj\_attr\_u::hwloc\_bridge\_attr\_s, 225
- userdata
  - hwloc\_obj, 244
- value
  - hwloc\_info\_s, 236
- values
  - hwloc\_distances\_s, 234
- vendor\_id
  - hwloc\_obj\_attr\_u::hwloc\_pcidev\_attr\_s, 248